


**LACASSE**

Office Furniture Solutions



Price Book > USA > September 2022



OFFICE  
FURNITURE  
SOLUTIONS

## TABLE OF CONTENTS

ENVIRONMENTAL INITIATIVES.....	2
JADE .....	2
LACASSE QUICKSHIP PROGRAM .....	3
STANDARDIZED DIMENSIONAL SPECIALS .....	4
GENERAL SPECIFICATIONS FOR LAMINATE FURNITURE COLLECTIONS .....	6
FURNITURE COLLECTIONS	
QUAD .....	8
MORPHEO .....	23
OPTIONS.....	41
CONCEPT 3.....	57
CONCEPT 70 .....	63
CONCEPT 400E .....	73
CONCEPT 300 .....	82
C.A. ....	92
PANGRAM.....	94

## COMPLEMENTARY FURNITURE COLLECTIONS

RECEPTION FURNITURE.....	104
LAMINATE LATERAL FILES .....	112
OTHERS	
ELECTRICOM II ELECTRIFICATION SYSTEM.....	113
THE ESSENTIAL ACCESSORIES .....	116
TECHNICAL PERFORMANCES AND CONVERSION TABLE .....	120
TERMS & CONDITIONS OF SALE.....	121

### Designer Specifications

Groupe Lacasse distinguishes itself thanks to its flexibility and willingness to accommodate special requests, and successfully meets most specific requests for products that are not part of its standard offering. It is possible, among other things, to use C.O.M. fabrics for our PanGram divider panels, tackboards, cushions, etc. Translucent inserts as well as certain high-pressure laminates can also be special-ordered. The Quotations department can process such specific requests.

## NICER FOR THE ENVIRONMENT

It's our corporate responsibility to contribute to the preservation of natural resources and to ensure that our operations have the least possible impact on the environment. We choose suppliers who support our efforts to reduce deforestation. The majority of our products are manufactured from particleboard, made from 100% post-industrial recycled materials. We recover the cuttings from all our activities and even sawdust for power cogeneration. What's more, we sort and recycle plastic, steel and aluminum.

Our Saint-Pie, QC facilities are certified ISO 9001 and ISO 14 001.

We're proud to say that all Lacasse products are GREENGUARD® Gold certified. Which means that North Americans can be sure that these products will not affect the air quality of their working environments. And other groups, like architects, designers and specifiers who use Lacasse products can benefit from their GREENGUARD® certification to earn points towards meeting LEED® standards.



Lacasse products have achieved GREENGUARD GOLD Certification.

GREENGUARD Certified products are certified to GREENGUARD standards for low chemical emissions into indoor air during product usage. For more information, visit [ul.com/gg](http://ul.com/gg).

### ENVIRONMENTAL TOOLS

A variety of informative tools which detail how Groupe Lacasse products help support green initiatives are available. All documents are routinely updated and placed on the Groupe Lacasse website in the **Environment** section. Please check this page regularly for the most up-to-date documents.

Available documents: the corporate **Sustainability Policy**, how our products support **LEED Credits** (these documents include information on the percentage of recycled material in each product) and a listing of Groupe Lacasse products that are **GREENGUARD Certified**.

### GREENGUARD CERTIFICATES

The GREENGUARD certificates can be uploaded from [www.groupelacasse.com](http://www.groupelacasse.com) by clicking on the **Documents** tab of the certified collections/product pages.

### FURTHER INFORMATION

For more information on environmental and sustainable procedures in the manufacturing of our products, contact [Communications@groupelacasse.com](mailto:Communications@groupelacasse.com).

## Jade

Groupe Lacasse is proud to introduce **Jade**, a web tool that will ease the entry and follow-up of all your office furniture orders. With this system, you will be able to visualize the final price of all your products, including the discounts, along with the details of any price agreement established with us. Your orders will be validated and sent with all required information, guaranteed. Available 24 hours a day, 7 days a week, **Jade** allows you to consult your orders' status anywhere, anytime. **We are convinced that you will appreciate this convenient, fast and efficient tool from Groupe Lacasse!**

In order to start using **Jade** and benefit from its many advantages, please schedule a web training time by sending us an email at [jade\\_registration@groupelacasse.com](mailto:jade_registration@groupelacasse.com). For any other question concerning **Jade**, please contact us at [jade@groupelacasse.com](mailto:jade@groupelacasse.com).

\*Order status availability can vary for specific brands depending on the region.

# LACASSE QUICKSHIP PROGRAM

## LACASSE QUICKSHIP PROGRAM\*

Products and suggested layouts identified by this pictogram are part of the Lacasse quick delivery program.

\* Due to current market conditions, always refer to our Lead-Time Guide for a confirmation of our current Lacasse QuickShip lead-times.



### PROGRAM CONDITIONS AND LIMITATIONS:

- Maximum of **35 of each selected item and of each color per order**, refer to each collection to see which products are available.
- QuickShip products are ready for shipment **after reception of a ready-to-process order and delivered on next available trailer.**
- HPL finishes are not part of the QuickShip program.

### IMPORTANT:

Place QuickShip orders separately from regular Lacasse orders.

When preparing QuickShip orders, indicate the code “**QS**” in front of the QuickShip product code or the QuickShip suggested layout code; i.e.: **QSM1NCS-F3672F**.

### AVAILABLE OPTIONS AND FINISHES:

Make sure to complete QuickShip product codes with the options and finish codes that are part of the QuickShip program.

See below for the complete list of QuickShip options and finishes relevant to each Lacasse collection:

MORPHEO	CONCEPT 3	CONCEPT 70	CONCEPT 400E	PANGRAM
<p><b>EDGES:</b> N, 1, 2 <b>DOOR INSERT:</b> T <b>HANDLES:</b> A, C, K, W, Z <b>LEG:</b> V <b>ACCENT COLORS:</b> A, S</p> <p><b>LAMINATE TOPS / VERTICAL PLANS FINISHES</b> BOR Borealis, BUC Bourbon Cherry*, CCL Classic Chocolate*, CER Cherry*, ERH Hard Rock Maple*, GAN Anthracite Grey, HRG Heritage*, HZN Hazelnut*, NGA Niagara, RAS Roots*, SAH Sahara*, SLT Salta, SNO Snow, TOM Totem* One or two-tone combinations</p> <p>* The Textured 1 or 2 edge is available in matching color only when one of these wood grains are specified for the top.</p>	<p><b>LAMINATE TOPS / VERTICAL PLANS FINISHES</b> BOR Borealis, BUC Bourbon Cherry, CCL Classic Chocolate, CER Cherry, ERH Hard Rock Maple, GAN Anthracite Grey, HRG Heritage, HZN Hazelnut, NGA Niagara, RAS Roots, SAH Sahara, SLT Salta, SNO Snow, TOM Totem One or two-tone combinations</p> <p>* Refer to page 57 for more information on Concept 3's specific two-tone application.</p>	<p><b>EDGES:</b> N, 1, 2 <b>HANDLES:</b> D, K <b>ACCENT COLORS:</b> A, B, N</p> <p><b>LAMINATE TOPS / VERTICAL PLANS FINISHES</b> BOR Borealis, BUC Bourbon Cherry*, CCL Classic Chocolate*, CER Cherry*, ERH Hard Rock Maple*, GAN Anthracite Grey, HRG Heritage*, HZN Hazelnut*, NGA Niagara, RAS Roots*, SAH Sahara*, SLT Salta, SNO Snow, TOM Totem* One or two-tone combinations</p> <p>* The Textured 1 or 2 edge is available in matching color only when one of these wood grains are specified for the top.</p>	<p><b>HANDLES:</b> L, X, Y</p> <p><b>LAMINATE TOPS / VERTICAL PLANS FINISHES</b> BOR Borealis, BUC Bourbon Cherry, CCL Classic Chocolate, CER Cherry, ERH Hard Rock Maple, GAN Anthracite Grey, HRG Heritage, HZN Hazelnut, NGA Niagara, RAS Roots, SAH Sahara, SLT Salta, SNO Snow, TOM Totem One or two-tone combinations</p>	<p><b>HANDLES:</b> Q, V <b>LEGS:</b> Q, V <b>ACCENT COLORS:</b> A, S</p> <p><b>LAMINATE TOPS / VERTICAL PLANS FINISHES</b> BOR Borealis, BUC Bourbon Cherry, CCL Classic Chocolate, CER Cherry, ERH Hard Rock Maple, GAN Anthracite Grey, HRG Heritage, HZN Hazelnut, NGA Niagara, RAS Roots, SAH Sahara, SLT Salta, SNO Snow, TOM Totem One or two-tone combinations</p>
CONCEPT 300	C.A.	LAMINATE LATERAL FILES	ACCESSORIES	
<p><b>HANDLES:</b> E, F</p> <p><b>LAMINATE TOPS / VERTICAL PLANS FINISHES</b> BOR Borealis, BUC Bourbon Cherry, CCL Classic Chocolate, CER Cherry, ERH Hard Rock Maple, GAN Anthracite Grey, HRG Heritage, HZN Hazelnut, NGA Niagara, RAS Roots, SAH Sahara, SLT Salta, SNO Snow, TOM Totem One or two-tone combinations</p>	<p><b>EDGE:</b> N <b>HANDLE:</b> E <b>ACCENT:</b> S</p> <p><b>LAMINATE TOPS / VERTICAL PLANS FINISHES</b> BOR Borealis, BUC Bourbon Cherry, CCL Classic Chocolate, CER Cherry, ERH Hard Rock Maple, GAN Anthracite Grey, HRG Heritage, HZN Hazelnut, NGA Niagara, RAS Roots, SAH Sahara, SLT Salta, SNO Snow, TOM Totem One or two-tone combinations</p> <p><b>PEDESTAL AND LATERAL FILE FINISH</b> SNO Snow</p>	<p><b>HANDLES:</b> A, C, K, L, W, Z <b>ACCENT COLORS:</b> A, S</p> <p><b>LAMINATE DRAWER FRONTS / LAMINATE CASE FINISHES</b> BOR Borealis, BUC Bourbon Cherry, CCL Classic Chocolate, CER Cherry, ERH Hard Rock Maple, GAN Anthracite Grey, HRG Heritage, HZN Hazelnut, NGA Niagara, RAS Roots, SAH Sahara, SLT Salta, SNO Snow, TOM Totem One or two-tone combinations</p>	<p><b>FABRICS TACKBOARDS</b> <b>Crepe:</b> CBT72, CBT85 <b>Punch Card:</b> CP01, CP04, CP07, CP09 <b>Quadrille:</b> QA01, QA02, QA06, QA07 <b>To The Point:</b> TP04, TP06, TP07, TP08</p> <p>Several of our accessories are available in QuickShip: refer to the Accessories section on page 116.</p>	

# STANDARDIZED DIMENSIONAL SPECIALS

## “DIMENSIONAL SPECIALS” PROGRAM

Groupe Lacasse offers its dealers the possibility of making certain modifications to unit dimensions without having to go through the Quotations department. The following rules apply:

- Only one dimension may be modified on any given unit (width or depth or height).
- The modified dimension must fall within the range of standard dimensions offered. Example: a 98"-wide desk may not be specified without going through the Specials department, because that width exceeds standard widths. However, a 70"-wide desk may be specified, because that width does fall between existing standard widths (namely, 66" and 72").
- The dimension change must not affect the overall construction of the furniture unit. Example: a wider bookcase necessitating a central divider for added support.
- Drawers must remain in standard dimensions.
- Applicable to laminate units only. (Doors and modesty panels with metal frames cannot be modified, nor can metal legs.)
- Rounded reception desks are not included in this program.

### PROCEDURE:

1. Choose the unit with the next **largest** dimension.  
Example: if you need a right single pedestal desk 70" wide, choose model 41\_N-S3672F.
2. Add the prefix “S” at the start of the product code. (Ex.: S41\_N-S36\_\_F.)
3. Change the dimensions of the standard unit to those required.  
(Ex.: 41\_N-F3672S becomes S41\_N-F3670S.)
4. Use the price of the next largest unit from the price list in effect.  
(Ex.: if the new unit is a S41\_N-F3670S, the price to use is that of model 41\_N-F3672S)

\* **If exact dimensions are required, be sure to specify it on the order form; otherwise, the unit will be manufactured using the corresponding Imperial units.**

\* If a particular dimension includes a fraction, the code must be modified to show the measurement's rounded-off value; however, the measurement must be indicated with the fraction in the item description on the order form. (Example: a width of 68.5 is to be shown as 69 in the code, while the comments section of the order form must bear the mention “exactly 68.5”.)

\* **The number of doors and shelves on a hutch / storage unit will be determined by Groupe Lacasse (in accordance with our manufacturing standards).**

\* If the “Dimensional Specials” program does not apply to your particular situation, or for any questions concerning such specials, contact our Specials department at [Quotation@groupe-lacasse.com](mailto:Quotation@groupe-lacasse.com).

## “STANDARDIZED” SPECIALS

Groupe Lacasse offers the possibility of making certain types of modifications to standard furniture without having to go through the Specials department:

1. Modification of the color scheme
2. Addition, modification or removal of grommets
3. Modification of the pedestal configuration
4. Height modification for modesty panels
5. Addition of locks

### 1. COLOR SCHEME

Applicable when the desired color scheme differs from the standard scheme.

- Add the prefix “S” at the start of the product code.
- Replace the choice of colors with “XXX”.
- Along with the order form, provide a drawing showing the desired color scheme.
- No upcharge required to the list price.

### 2. ADDITION, MODIFICATION OR REMOVAL OF GROMMETS

- Add the prefix “S” at the start of the product code.
- In the product description, add the code corresponding to the desired position (refer to table).
- Insert the appropriate modification code (**A**, **M** or **R**) at the start of the product code.  
**A**: Addition; **M**: Modification; **R**: Removal.

CODE	TYPE OF GROMMET	COLLECTIONS	CODE AND POSITION		
			Left	Centre	Right
GRV25N	Round <b>Black</b>	400E, 70, 300	_GRV25NL	_GRV25NC	_GRV25NR
GRQ25S	Rectangular <b>Silver</b> for surfaces 1" thick	Quad, Options, PanGram, Morpheo, C3	_GRQ25SL	_GRQ25SC	_GRQ25SR
GRQ25A	Rectangular <b>Anthracite Grey</b> for surfaces 1" thick	Quad, Options, PanGram, Morpheo	_GRQ25AL	_GRQ25AC	_GRQ25AR
GRQ38S	Rectangular <b>Silver</b> for surfaces 1½" thick	Quad, Morpheo, Options, Quorum	_GRQ38SL	_GRQ38SC	_GRQ38SR
GRQ38A	Rectangular <b>Anthracite Grey</b> for surfaces 1½" thick	Morpheo, Options, Quad	_GRQ38AL	_GRQ38AC	_GRQ38AR
GR9		All collections	If any position other than a standard one is needed, the order form must be accompanied by a drawing indicating the exact position required.		

- Add the upcharge for grommet modification.

Addition of a grommet in standard position	\$78.00
Addition of a grommet in a non-standard position	\$78.00
Modification of the position of an existing grommet	\$0.00
Removal or replacement of an existing grommet	\$0.00

### 3. MODIFICATION OF THE PEDESTAL CONFIGURATION

Applicable when the desired pedestal arrangement is not standard for the collection.

- Add the prefix “S” at the start of the product code.
- Modify the pedestal codification as per the table below.
- Add the upcharge corresponding to the type of modification made.

¾ height pedestal to full-height pedestal

FROM	TO	UPCHARGE PER PEDESTAL
F (U/F)	UF (U/U/F)	\$193.00
F (U/F)	FF (F/F)	\$193.00
Ex.: 41NN-SxxxxF	S41NN-SxxxxUF	\$193.00

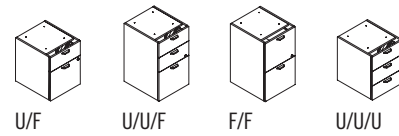
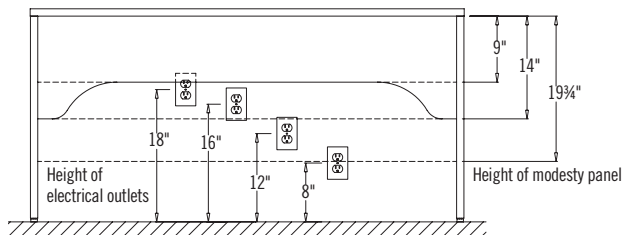
Full-height pedestal to ¾ height pedestal

FROM	TO	UPCHARGE PER PEDESTAL
UF (U/U/F)	F (U/F)	\$65.00
UF (U/U/F)	U (U/U/U)	\$65.00
Ex.: 71KA-UFxxxxUF	S71KA-UFxxxxF	\$65.00

### 4. HEIGHT MODIFICATION FOR MODESTY PANELS

Modesty panels are available in a number of different heights for all our collections. (Exceptions: C3, Quad with metal legs, Morpheo with metal kickplate or Translucent insert, and corner modules for Concept 400E, 70 and 300, as well as for PanGram and Morpheo.)

- Add the prefix “S” at the start of the product code.
- Add the type of modesty panel at the end of the code.



Full-height pedestal

FROM	TO	UPCHARGE PER PEDESTAL
UF (U/U/F)	FF (F/F)	\$65.00
FF (F/F)	UF (U/U/F)	\$65.00
Ex.: 71KA-UFxxxxUF	S71KA-UFxxxxFF	\$65.00

¾ height pedestal

FROM	TO	UPCHARGE PER PEDESTAL
F (U/F)	U (U/U/U)	\$65.00
Ex.: 41NN-FxxxxF	S41NN-FxxxxU	\$65.00

TYPE	HEIGHT OF MODESTY PANEL	SPACE BETWEEN FLOOR AND MODESTY PANEL	TYPE OF MODESTY PANEL	ACCESS TO ELECTRICAL RECEPTACLES
.1	9"	19"	Curved	Will free up access to most wall outlets
.2	14"	14"	Straight	Will free up access to wall outlets less than 16" from the floor
.3	19 3/4"	8 1/4"	Straight	
.9	For all dimensions other than the ones specified above.	Other	Curved: between 9" and 13" Straight: 14" or greater	




TYPE OF SURFACE	COLLECTIONS	APPLICATION	CODIFICATION	UPCHARGE
AT, DT, BR	All (excluding the above-mentioned exceptions)		According to table	\$0.00
CM	All (excluding the above-mentioned exceptions)	On one side only	Indicate the desired height according to the table, as well as <b>L</b> for left back or <b>R</b> for right back	\$0.00
CM	Options, Quad	On both sides	Indicate the desired height according to the table, as well as <b>B</b> for the 2 sides	\$0.00
CM	Morpheo, 70, 400E, 300, PanGram	On both sides (a wooden block and a leg must be added to the structure in order to support the backs)	Indicate the desired height according to the table, as well as <b>B</b> for the 2 sides	\$58.00
Desks, returns, credenzas with pedestal	All (excluding the above-mentioned exceptions)		.1	\$117.00
Desks, returns, credenzas with pedestal	All (excluding the above-mentioned exceptions)		.2	\$117.00
Desks, returns, credenzas with pedestal	All (excluding the above-mentioned exceptions)	With ¾ height pedestal	.3	\$0.00
Desks, returns, credenzas with pedestal	All (excluding the above-mentioned exceptions)	With full-height pedestal	.3	\$117.00

### 5. ADDITION OF LOCKS

Add \$88 to list price for the first lock and \$29 for additional locks on any given furniture unit (one lock locks 2 doors).

APPLICATION	CODIFICATION	UPCHARGE
Addition of 1 lock	Add the prefix “S” at the start of the product code and indicate <b>K1</b> at the end of the code	\$88.00
Addition of 2 locks	Add the prefix “S” at the start of the product code and indicate <b>K2</b> at the end of the code	\$117.00
Addition of 3 locks	Add the prefix “S” at the start of the product code and indicate <b>K3</b> at the end of the code	\$146.00
Addition of 4 locks	Add the prefix “S” at the start of the product code and indicate <b>K4</b> at the end of the code	\$175.00
Ex.: 41NN-E724416P	S41NN-E724416PK2	\$117.00

# GENERAL SPECIFICATIONS

	QUAD	MORPHEO	OPTIONS
<b>CHARACTERISTICS</b>	Collection featuring smooth, sleek lines with a modern look. Numerous models make possible a variety of configurations. <ul style="list-style-type: none"> <li>• 2 accent colors</li> <li>• Choice of 3 inserts (Translucent, Lexan, Perforated metal)</li> <li>• 5 storage heights (49, 57, 65, 73, 81)</li> <li>• 2 surface types (thermofused laminate or high-pressure laminate)</li> <li>• Full-width wiring access</li> </ul>	Contemporary office furnishings with a floating top design. Vast selection: <ul style="list-style-type: none"> <li>• 2 top thicknesses</li> <li>• 2 accent colors</li> <li>• 2 surface types (thermofused laminate or high-pressure laminate)</li> <li>• Choice of 5 handles</li> <li>• Choice of 2 Translucent inserts</li> <li>• Choice of 2 legs</li> <li>• Ergonomic work surfaces</li> <li>• Choice of 3 edges</li> </ul>	Classic style offering a wide range of unique items for organizing and optimizing space. <ul style="list-style-type: none"> <li>• 2 top thicknesses</li> <li>• Choice of 3 handles</li> <li>• 2 accent colors</li> <li>• Translucent door option</li> <li>• 2 surface types (thermofused laminate or high-pressure laminate)</li> <li>• Full-width wiring access</li> </ul>
<b>TOP THICKNESS</b>	1½" (38 mm)	1" and 1½" (25 and 38 mm) Aluminium spacers add ⅜" (8 mm) to the overall height of the work surfaces	1" and 1½" (25 and 38 mm)
<b>EDGE THICKNESS</b>	⅛" (1,5 mm)	⅛" and ⅜" (1,5 and 3 mm)	⅛" (1,5 mm)
<b>SURFACE TYPE</b>	TFL and HPL	TFL and HPL	TFL and HPL
<b>HUTCH CLEARANCES</b>	N/A	Low profile: 13⅝" (346 mm) – 21⅓" (579 mm) 44" (1099 mm): 20½" (521 mm) 36" (900 mm): 17" (432 mm)	44" (1096 mm): 20⅞" (530 mm) 36" (893 mm): 16¾" (426 mm)
<b>DESKS – MODESTY PANELS</b>	Full-height	Full-height	Full-height
<b>AT, DT – BACK PANELS</b>	2½" (63,5 mm) clearance from floor	Full-height	Full-height
<b>CM – BACK AND SIDE PANELS</b>	Back panel: 2½" (63,5 mm) clearance from floor Side panel: 2½" (63,5 mm) clearance from floor	Back panel and side panel: Full-height	Back panel and side panel: Full-height
<b>GROMMETS ON SURFACES</b>			

## GENERAL FEATURES FOR ALL LACASSE CASEGOODS COLLECTIONS

### CONSTRUCTION

- Casegoods are made of particleboard panels finished on both sides with mar-resistant high-performance thermofused laminate (45 lbs/ft<sup>3</sup>), also called TFL.
- High-pressure laminate work surfaces, also called HPL, are available for certain collections, adding ⅛" (1,6 mm) to the overall thickness of the work surface.
- All components are finished with a thermoplastic polymer edgebanding. All edges are finished.
- Levelers allow up to 1¼" (32 mm) height adjustment (unless otherwise specified).
- All modesty panels are recessed 8" (211 mm) on 36" (900 mm) deep desks and 2" (61 mm) on 30" (750 mm) deep desks.
- All bridge returns (BR) are full-height except for Concept 3.
- All ready-to-assemble furniture has metal-to-metal fittings to maintain product integrity, ease of assembly and reconfiguration. These furniture units are identified by the screwdriver pictogram.






### DRAWERS

All drawers are built for trouble-free performance and smooth operation:

- Shock-absorbent bumpers standard on all drawers.
- Drawer construction in black laminated particleboard.
- Pencil tray is standard in one box drawer per component.
- File drawers are mounted on full extension ball bearing suspensions: 100 lbs (45 kg) load capacity (except metal pedestals: 75 lbs (34 kg) load capacity).
- Lateral file drawers are mounted on full extension ball bearing suspensions with over-travel: 150 lbs (68 kg) load capacity.
- Lateral file drawers come standard with top rails for folders and one lateral suspension bar for side-to-side filing. For suspension bars accommodating front-to-back filing, refer to Accessories on page 119.
- Interlock system is standard on lateral files and mixed pedestals.

### LOCKS

Standard black cam locks with accent color finish are standard on hanging file pedestals, mobile pedestals, lateral files and cabinets (except for Concept 400E, Concept 70, Concept 3, PanGram and Concept 300 cabinets). For multiple-drawer configurations, the lock is a master lock for all the drawers, unless otherwise specified. Lock cylinders with identical keys are also available as an option. (Contact Groupe Lacasse's Customer Service Dept.)

CONCEPT 3	CONCEPT 70	CONCEPT 400E	CONCEPT 300	PANGRAM
Unique non-handed collection in a contemporary style and reversible. <ul style="list-style-type: none"> <li>• Exclusive anodized aluminum legs</li> <li>• Choice of laminate or Translucent doors</li> <li>• Optimized storage solutions</li> <li>• Easy to specify</li> </ul>	Classic, durable executive office furnishings. <ul style="list-style-type: none"> <li>• Choice of 2 handles</li> <li>• 3 accent colors</li> <li>• Over 350 components</li> <li>• Choice of 3 edges</li> </ul>	Quintessential classic office furnishings. <ul style="list-style-type: none"> <li>• Choice of 3 handles</li> <li>• Over 300 components</li> </ul>	Unique manufacturing parameters that offer exceptional value. <ul style="list-style-type: none"> <li>• ¾ height modesty panel</li> <li>• Recessed back to accommodate walls with electrical outlets</li> <li>• Choice of 2 handles</li> <li>• Horizontal wood grain</li> <li>• Standard choice of 5 colors</li> <li>• 100% Quickship</li> </ul>	Solution for space division with laminate panels. <ul style="list-style-type: none"> <li>• 2 accent colors</li> <li>• Compatible with Lacasse furnishings</li> <li>• Several freestanding units complete the collection</li> <li>• Easy to specify and to install</li> </ul>
1" (25 mm)	1½" (38 mm)	1" (25 mm)	1" (25 mm)	1" (25 mm)
1/16" (1,5 mm)	1/16" and 5/32" (1,5 and 3 mm)	1/16" (1,5 mm)	1/16" (1,5 mm)	1/16" (1,5 mm)
TFL	TFL	TFL	TFL	TFL
N/A	44" (1099 mm): 21¼" (543 mm) 36" (900 mm): 17¾" (445 mm)	44" (1099 mm): 21½" (546 mm) 36" (900 mm): 17¾" (448 mm)	44" (1099 mm): 26½" (673 mm) 36" (900 mm): 18¾" (473 mm)	36" (900 mm): 19" (483 mm) 28" (710 mm): 17¾" (448 mm)
Full-height on TD desks with ¾ (19 m) clearance from floor. Half-height on Y-shape surfaces. Optional back panel are not available.	Full-height	Full-height	Recessed 6" (150 mm) on all desks; except for modesty panel on curved desks with metal pedestals, which is recessed 9" (225 mm). ¾ height overlaps exterior side panels of furniture, and full height overlaps on low-profile desks.	Full-height
N/A	Full-height	Full-height	Recessed 1" (27 mm). ¾ height recessed on exterior side panels of furniture.	N/A
N/A	Back panel and side panel: Full-height	Back panel and side panel: Full-height	Symmetrical corner module: full-height back. Extended corner module: ¾ height back panel overlaps along the extended portion and recessed 1" (27 mm).	Back panel and side panel: Full-height
				

### HUTCHES

- All hutches are equipped at work surface height with a full-width flexible wire access extrusion (except for Concept 300).
- A grommet is also provided on the back panel of the hutch to accommodate an optional task light unit.
- Depending on the hutch model, the clearance is 16¾" to 21<sup>13</sup>/<sub>16</sub>" (426 to 579 mm) from the work surface level.
- Combination of rails and tackboards available for use with hutches. Refer to page 117.

### DOORS

All hinges for Concept 400E, Concept 70, PanGram and Concept 300 collections are 120°. For other collections, hutches have 120° hinges while other units have 135° hinges.

### BOOKCASE

Bookcase must be placed against a wall or back-to-back to another unit.

### PEDESTALS

All mobile pedestals 18" deep can receive a cushion (LGC-CU1518). Refer to page 119.

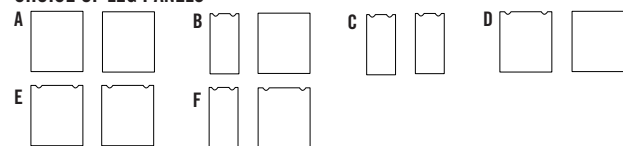
### DIMENSIONS

Metric dimensions shown in this price book are exact; imperial dimensions are nominal (unless otherwise specified).

### TACKBOARDS

Included with all tackboards is a Velcro strip or hardware for fastening to walls.

### CHOICE OF LEG PANELS



### PICTOGRAMS


Pictograms are intended for informative purposes only and cannot be used from a technical point of view. For further information, contact the Groupe Lacasse customer service department.



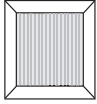
## CABINET DOORS

Aluminum doors are offered in a choice of 2 accent colors: Anthracite Grey (A) or Silver (S). High impact resistant electrostatic paint finish.

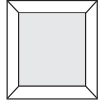
Quad offers 4 door styles for all storage with doors.



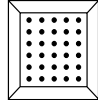
Laminate (N)



Metal with ridged Lexan insert (L)



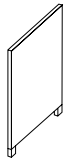
Metal with translucent insert (T)




Metal with perforated metal insert (M)

## Leg panels

Leg panels are available in laminate with 2" (50 mm) metal legs (N), in full and recessed options (taking knee space into account).



Full laminate leg panel

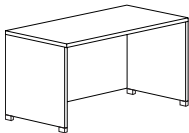


Recessed laminate leg panel

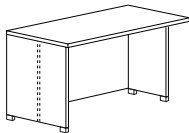
## Leg panel options:

- A Two full width leg panels
- B One full width leg panel and one recessed
- C Two recessed leg panels
- D Two full width leg panels, one with wiring access
- E Two full width leg panels with wiring access
- F One full width leg panel and one recessed with wiring access

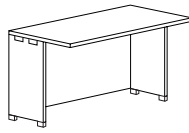
## Laminate



A - Two full leg panels



B - One full leg panel and one recessed



C - Two recessed leg panels

## STORAGE

Cabinets, hutches and bookcases are available in one-tone finish only.

## MATERIALS

- **Thermofused laminate furniture:**  
See prices shown in the "All Laminate" column. Surface material must be specified in the code.
- **Furniture with tops in high-pressure laminate, the rest in thermofused laminate:**  
See prices shown in the "HPL Surfaces" column. Surface material must be specified in the code.

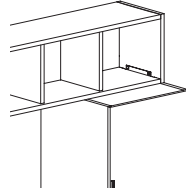
## ELECTRIFICATION OF FREESTANDING FURNITURE

Electricom II is fully compatible with Quad collection to enable the electrification of Quad freestanding furniture. Refer to the Electricom II section on page 113.

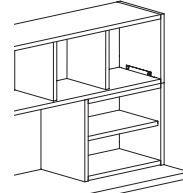
## GENERAL SPECIFICATION RULES

- A hutch must be supported at both ends and secured to the slots intended for this purpose.
- Hardware for assembly must be ordered separately.
- It is possible to combine hutch connections, as long as at least one of the following conditions is met:

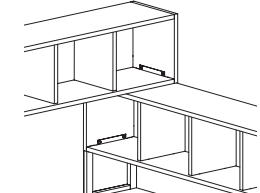
On top of, or side-by-side with, a cabinet



On top of a 24" or larger pigeonhole

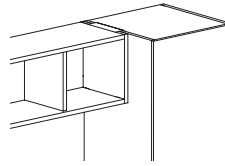


Connection at a 90° angle



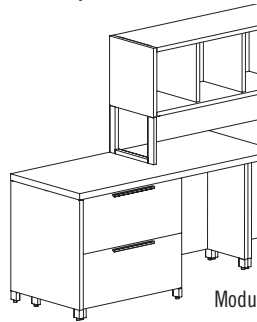
OR

OR

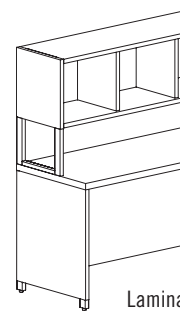


- The other end of the hutch may be connected in any of the ways described in the section on hutch configurations.
- Stacked modules, including connections, must not exceed a total of 81" in height.
- When a hutch support rests on a surface, it is recommended that this surface be supported by a ground fixture. The fixture may be a metal or laminate leg, or a modular pedestal.

## Examples:



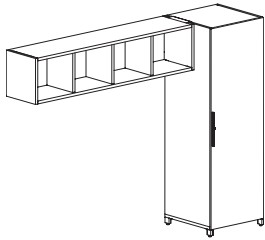
Modular pedestal



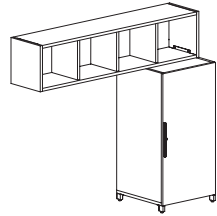
Laminate leg

- No connection between a wall-mounted hutch and a freestanding furniture unit is allowed.
- For furniture runs exceeding 32' in length, contact Groupe Lacasse's customer service department.
- All furnishing arrangements must be levelled properly.
- All arrangements must be made using Quad hardware.
- The Quad furnishing system makes possible a wide variety of arrangements and combinations. Should you require assistance or advice, feel free to contact Groupe Lacasse's customer service department.

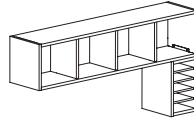


**HUTCH CONFIGURATIONS**

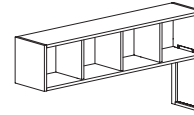
Side-by-side with cabinet



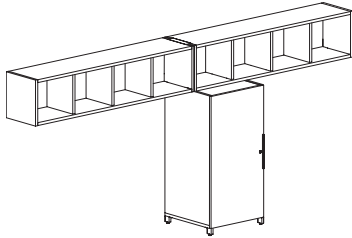
On top of cabinet



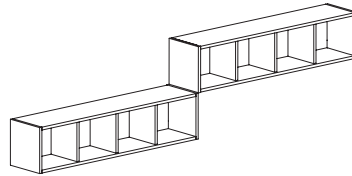
On top of pigeonhole



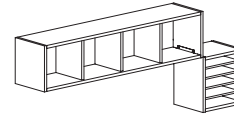
On top of metal support



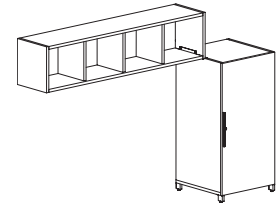
Side-by-side with another hutch



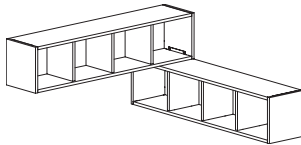
In Z shape over another hutch



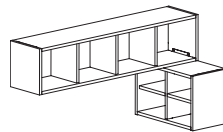
In Z shape over pigeonhole



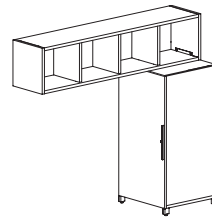
In Z shape over cabinet



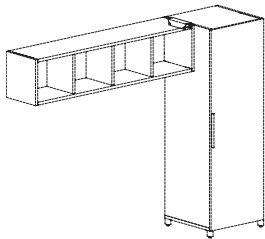
At 90° over another hutch



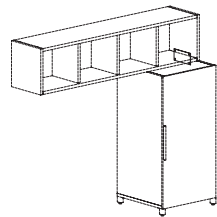
At 90° over pigeonhole



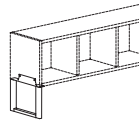
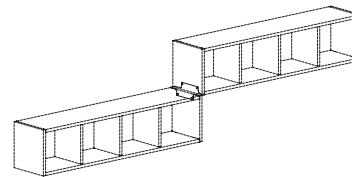
At 90° over cabinet

**HARDWARE REQUIRED FOR HUTCH CONFIGURATIONS**

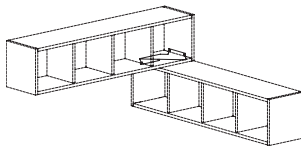
QNN\_HBU



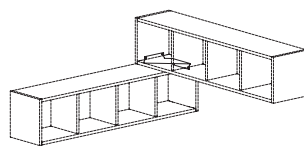
QNN\_HBS

QNN\_HSM4  
QNN\_HSM12  
QNN\_HSM20

QNN\_HBZ



QNN\_HB90L



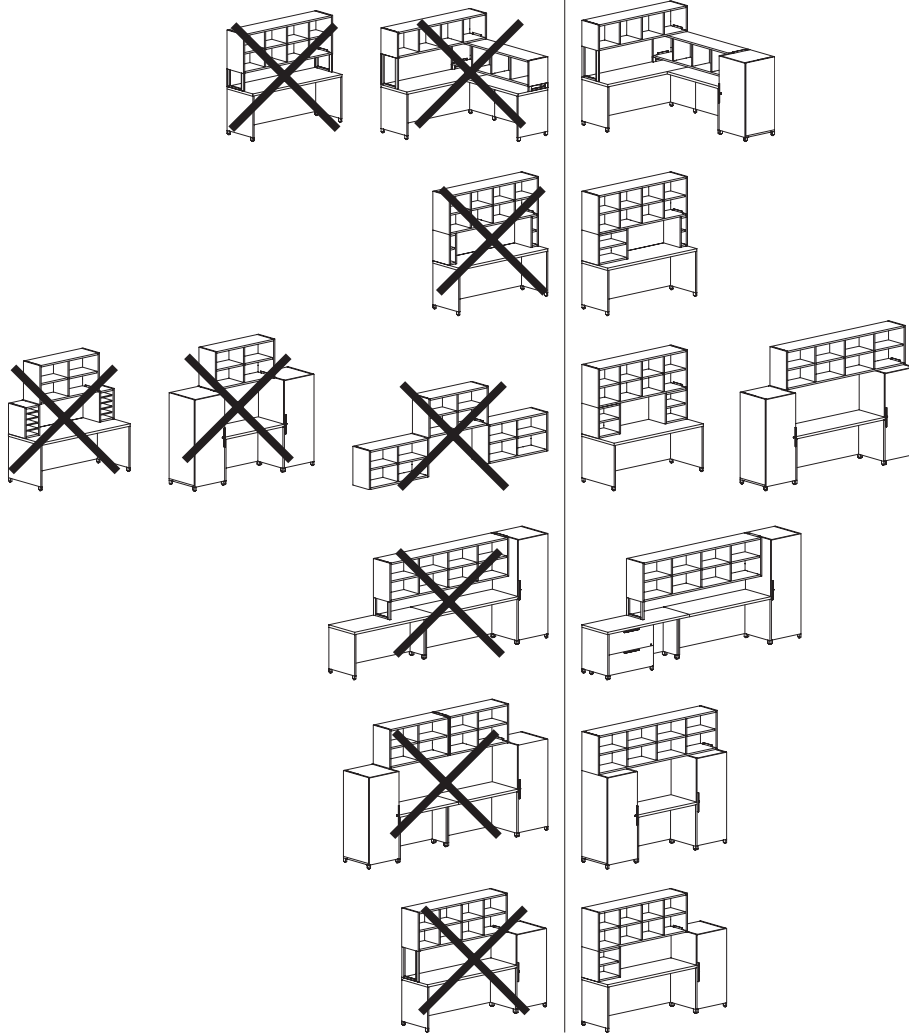
QNN\_HB90R



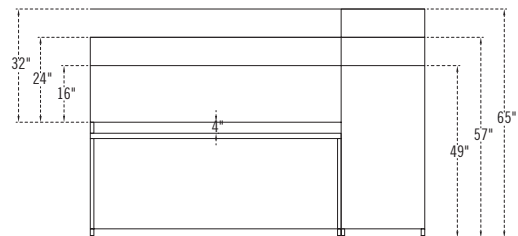
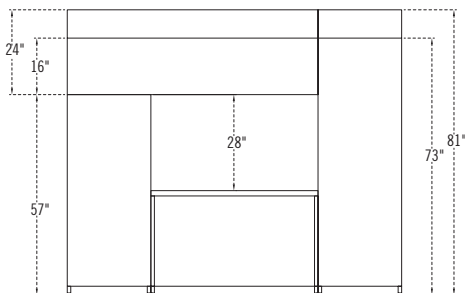
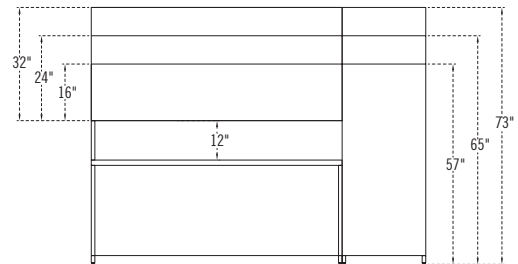
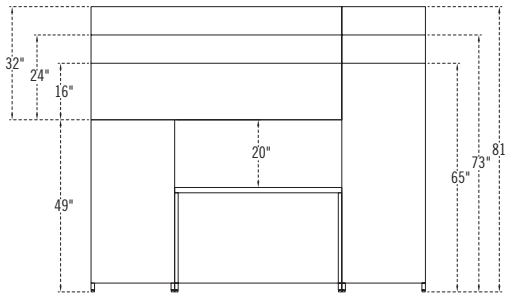
CONFIGURATIONS NOT ALLOWED

NO

YES



HEIGHT DIAGRAMS



**EDGE BANDING**

Furniture with 1½" (38 mm) thick tops.






**N Edge**


Smooth, 1/16" (1,5 mm) thick edge. The **N** edge is matched with the finish specified for the surface.

**HANDLES**

**Quad**
**ACCENT COLORS**

**S – Silver**

**A – Anthracite Grey**
**LEGS**

**Q – Square**

**L – Frame**
**MODESTY PANELS / DOOR INSERTS**

**T – Translucent**

**L – Ridged Lexan**

**M – Perforated Metal**
**CODIFICATION**

Series	Options			
	Thickness	Doors / Modesty Panels	Accent color	Legs
<b>Q</b>	5 Thermofused laminate 1½" 6 High-pressure laminate 1½"	<b>L</b> Ridged Lexan <b>M</b> Perforated Metal <b>T</b> Translucent <b>N</b> Laminate	<b>A</b> Anthracite Grey <b>S</b> Silver <b>N</b> No accent color	<b>Q</b> Square legs 3" <b>L</b> Frame leg

	W x D x H (in)	W x D x H (mm)	Code	All Laminate (\$)	HPL Surfaces (\$)
<b>Double pedestal desks</b> 2 pedestals with lock. 2 box drawers and 3 file drawers with suspension bars. Pencil tray. Full-width wiring access.	84 x 36 x 29½	2100 x 900 x 751	<b>Q_N_UF3684FF</b>	<b>3,619</b>	<b>4,114</b>
	72 x 36 x 29½	1800 x 900 x 751	<b>Q_N_UF3672FF</b>	<b>3,435</b>	<b>3,952</b>
	72 x 30 x 29½	1800 x 750 x 751	<b>Q_N_UF3072FF</b>	<b>3,356</b>	<b>3,850</b>
	66 x 30 x 29½	1650 x 750 x 751	<b>Q_N_UF3066FF</b>	<b>3,263</b>	<b>3,744</b>
	60 x 30 x 29½	1500 x 750 x 751	<b>Q_N_UF3060FF</b>	<b>3,183</b>	<b>3,642</b>
	Specify the surface type (5, 6). Specify the accent color (A, S).				

	W x D x H (in)	W x D x H (mm)	Code	All Laminate (\$)	HPL Surfaces (\$)
<b>Double pedestal desks</b> 2 pedestals with lock. 2 box drawers and 3 file drawers with suspension bars. Pencil tray. Half-height modesty panel.	84 x 36 x 29½	2100 x 900 x 751	<b>Q_N_UFM3684FF</b>	<b>3,697</b>	<b>4,208</b>
	72 x 36 x 29½	1800 x 900 x 751	<b>Q_N_UFM3672FF</b>	<b>3,510</b>	<b>4,044</b>
	72 x 30 x 29½	1800 x 750 x 751	<b>Q_N_UFM3072FF</b>	<b>3,435</b>	<b>3,952</b>
	66 x 30 x 29½	1650 x 750 x 751	<b>Q_N_UFM3066FF</b>	<b>3,347</b>	<b>3,828</b>
	60 x 30 x 29½	1500 x 750 x 751	<b>Q_N_UFM3060FF</b>	<b>3,263</b>	<b>3,728</b>
	Specify the surface type (5, 6). Specify the accent color (A, S). Modesty panel option: change N in the code prefix to Lexan (L) / Translucent (T) add \$465, Metal (M) add \$620.				

	W x D x H (in)	W x D x H (mm)	Code	All Laminate (\$)	HPL Surfaces (\$)
<b>Left single pedestal desks</b> 1 pedestal on left with lock. 2 box drawers and 1 file drawer with suspension bar. Pencil tray. Full-width wiring access.	72 x 36 x 29½	1800 x 900 x 751	<b>Q_N_UF3672S</b>	<b>2,634</b>	<b>3,044</b>
	72 x 30 x 29½	1800 x 750 x 751	<b>Q_N_UF3072S</b>	<b>2,542</b>	<b>2,952</b>
	66 x 30 x 29½	1650 x 750 x 751	<b>Q_N_UF3066S</b>	<b>2,448</b>	<b>2,836</b>
	60 x 30 x 29½	1500 x 750 x 751	<b>Q_N_UF3060S</b>	<b>2,379</b>	<b>2,737</b>
	Specify the surface type (5, 6). Specify the accent color (A, S).				

	W x D x H (in)	W x D x H (mm)	Code	All Laminate (\$)	HPL Surfaces (\$)
<b>Right single pedestal desks</b> 1 pedestal on right with lock. 2 box drawers and 1 file drawer with suspension bar. Pencil tray. Full-width wiring access.	72 x 36 x 29½	1800 x 900 x 751	<b>Q_N_S3672UF</b>	<b>2,634</b>	<b>3,044</b>
	72 x 30 x 29½	1800 x 750 x 751	<b>Q_N_S3072UF</b>	<b>2,542</b>	<b>2,952</b>
	66 x 30 x 29½	1650 x 750 x 751	<b>Q_N_S3066UF</b>	<b>2,448</b>	<b>2,836</b>
	60 x 30 x 29½	1500 x 750 x 751	<b>Q_N_S3060UF</b>	<b>2,379</b>	<b>2,737</b>
	Specify the surface type (5, 6). Specify the accent color (A, S).				

	W x D x H (in)	W x D x H (mm)	Code	All Laminate (\$)	HPL Surfaces (\$)
<b>Left single pedestal desks</b> 1 pedestal on left with lock. 2 box drawers and 1 file drawer with suspension bar. Pencil tray. Half-height modesty panel.	72 x 36 x 29½	1800 x 900 x 751	<b>Q_N_UFM3672S</b>	<b>2,711</b>	<b>3,147</b>
	72 x 30 x 29½	1800 x 750 x 751	<b>Q_N_UFM3072S</b>	<b>2,619</b>	<b>3,044</b>
	66 x 30 x 29½	1650 x 750 x 751	<b>Q_N_UFM3066S</b>	<b>2,534</b>	<b>2,930</b>
	60 x 30 x 29½	1500 x 750 x 751	<b>Q_N_UFM3060S</b>	<b>2,453</b>	<b>2,836</b>
	Specify the surface type (5, 6). Specify the accent color (A, S). Modesty panel option: change N in the code prefix to Lexan (L) / Translucent (T) add \$465, Metal (M) add \$620. Packaged in 2 boxes.				

	W x D x H (in)	W x D x H (mm)	Code	All Laminate (\$)	HPL Surfaces (\$)
<b>Right single pedestal desks</b> 1 pedestal on right with lock. 2 box drawers and 1 file drawer with suspension bar. Pencil tray. Half-height modesty panel.	72 x 36 x 29½	1800 x 900 x 751	<b>Q_N_S3672UFM</b>	<b>2,711</b>	<b>3,147</b>
	72 x 30 x 29½	1800 x 750 x 751	<b>Q_N_S3072UFM</b>	<b>2,619</b>	<b>3,044</b>
	66 x 30 x 29½	1650 x 750 x 751	<b>Q_N_S3066UFM</b>	<b>2,534</b>	<b>2,930</b>
	60 x 30 x 29½	1500 x 750 x 751	<b>Q_N_S3060UFM</b>	<b>2,453</b>	<b>2,836</b>
	Specify the surface type (5, 6). Specify the accent color (A, S). Modesty panel option: change N in the code prefix to Lexan (L) / Translucent (T) add \$465, Metal (M) add \$620. Packaged in 2 boxes.				

	W x D x H (in)	W x D x H (mm)	Code	All Laminate (\$)	HPL Surfaces (\$)
<b>Rectangular tables with modesty panel and pedestal on right</b> 1 pedestal on right with lock. 2 box drawers and 1 file drawer with suspension bar. Pencil tray. 3" square steel legs. Half-height modesty panel.	72 x 36 x 29½	1800 x 900 x 751	<b>Q_N_BT3672UFM</b>	<b>2,876</b>	<b>3,301</b>
	72 x 30 x 29½	1800 x 750 x 751	<b>Q_N_BT3072UFM</b>	<b>2,774</b>	<b>3,194</b>
	66 x 30 x 29½	1650 x 750 x 751	<b>Q_N_BT3066UFM</b>	<b>2,680</b>	<b>3,082</b>
	60 x 30 x 29½	1500 x 750 x 751	<b>Q_N_BT3060UFM</b>	<b>2,426</b>	<b>2,797</b>
	Specify the surface type (5, 6). Specify the accent color (A, S). Specify the leg type (Q, L). Modesty panel option: change N in the code prefix to Lexan (L) / Translucent (T) add \$465, Metal (M) add \$620. Packaged in 3 boxes.				



**Rectangular tables with modesty panel and pedestal on left**



Modesty panel option: change N in the code prefix to Lexan (L) / Translucent (T) add \$465, Metal (M) add \$620. Packaged in 3 boxes.

W x D x H (in)	W x D x H (mm)	Code	All Laminate (\$)	HPL Surfaces (\$)
<i>1 pedestal on left with lock. 2 box drawers and 1 file drawer with suspension bar. Pencil tray. 3" square steel legs. Half-height modesty panel.</i>				
72 x 36 x 29½	1800 x 900 x 751	<b>Q_N_-UFM3672BT_</b>	<b>2,876</b>	<b>3,301</b>
72 x 30 x 29½	1800 x 750 x 751	<b>Q_N_-UFM3072BT_</b>	<b>2,774</b>	<b>3,194</b>
66 x 30 x 29½	1650 x 750 x 751	<b>Q_N_-UFM3066BT_</b>	<b>2,680</b>	<b>3,082</b>
60 x 30 x 29½	1500 x 750 x 751	<b>Q_N_-UFM3060BT_</b>	<b>2,426</b>	<b>2,797</b>

**Specify the surface type (5, 6). Specify the accent color (A, S). Specify the leg type (Q, L).**

**Left pedestal desk-returns**

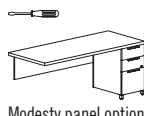


Modesty panel option: change N in the code prefix to Lexan (L) / Translucent (T) add \$465, Metal (M) add \$620. Packaged in 2 boxes.

W x D x H (in)	W x D x H (mm)	Code	All Laminate (\$)	HPL Surfaces (\$)
<i>1 pedestal on left with lock. 2 box drawers and 1 file drawer with suspension bar. Pencil tray. Half-height modesty panel.</i>				
72 x 36 x 29½	1800 x 900 x 751	<b>Q_N_-UFM3672R</b>	<b>2,472</b>	<b>2,851</b>
72 x 30 x 29½	1800 x 750 x 751	<b>Q_N_-UFM3072R</b>	<b>2,379</b>	<b>2,737</b>
66 x 30 x 29½	1650 x 750 x 751	<b>Q_N_-UFM3066R</b>	<b>2,285</b>	<b>2,627</b>
60 x 30 x 29½	1500 x 750 x 751	<b>Q_N_-UFM3060R</b>	<b>2,184</b>	<b>2,513</b>

**Specify the surface type (5, 6). Specify the accent color (A, S).**

**Right pedestal desk-returns**



Modesty panel option: change N in the code prefix to Lexan (L) / Translucent (T) add \$465, Metal (M) add \$620. Packaged in 2 boxes.

W x D x H (in)	W x D x H (mm)	Code	All Laminate (\$)	HPL Surfaces (\$)
<i>1 pedestal on right with lock. 2 box drawers and 1 file drawer with suspension bar. Pencil tray. Half-height modesty panel.</i>				
72 x 36 x 29½	1800 x 900 x 751	<b>Q_N_-R3672UFM</b>	<b>2,472</b>	<b>2,851</b>
72 x 30 x 29½	1800 x 750 x 751	<b>Q_N_-R3072UFM</b>	<b>2,379</b>	<b>2,737</b>
66 x 30 x 29½	1650 x 750 x 751	<b>Q_N_-R3066UFM</b>	<b>2,285</b>	<b>2,627</b>
60 x 30 x 29½	1500 x 750 x 751	<b>Q_N_-R3060UFM</b>	<b>2,184</b>	<b>2,513</b>

**Specify the surface type (5, 6). Specify the accent color (A, S).**

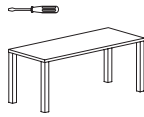
**Desk shells**



W x D x H (in)	W x D x H (mm)	Code	All Laminate (\$)	HPL Surfaces (\$)
<i>Recessed, full-height modesty panel. Can accommodate 1 or 2 pedestals. Full-width wiring access.</i>				
72 x 36 x 29½	1800 x 900 x 751	<b>Q_N_-TDM3672</b>	<b>1,504</b>	<b>1,805</b>
72 x 30 x 29½	1800 x 750 x 751	<b>Q_N_-TDM3072</b>	<b>1,433</b>	<b>1,717</b>
66 x 30 x 29½	1650 x 750 x 751	<b>Q_N_-TDM3066</b>	<b>1,396</b>	<b>1,671</b>
60 x 30 x 29½	1500 x 750 x 751	<b>Q_N_-TDM3060</b>	<b>1,341</b>	<b>1,612</b>

**Specify the surface type (5, 6). Specify the accent color (A, S).**

**Rectangular tables**



Packaged in 2 boxes.

W x D x H (in)	W x D x H (mm)	Code	All Laminate (\$)	HPL Surfaces (\$)
<i>3" square steel legs (carton of 4). Half-height modesty panel.</i>				
72 x 36 x 29½	1800 x 900 x 751	<b>Q_N_-RT3672_</b>	<b>2,193</b>	<b>2,913</b>
72 x 30 x 29½	1800 x 750 x 751	<b>Q_N_-RT3072_</b>	<b>2,100</b>	<b>2,783</b>
66 x 30 x 29½	1650 x 750 x 751	<b>Q_N_-RT3066_</b>	<b>2,007</b>	<b>2,667</b>
60 x 30 x 29½	1500 x 750 x 751	<b>Q_N_-RT3060_</b>	<b>1,907</b>	<b>2,542</b>

**Specify the surface type (5, 6). Specify the accent color (A, S). Specify the leg type (Q, L).**

**Rectangular tables with modesty panel**

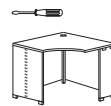


Modesty panel option: change N in the code prefix to Lexan (L) / Translucent (T) add \$465, Metal (M) add \$620. Packaged in 2 boxes.

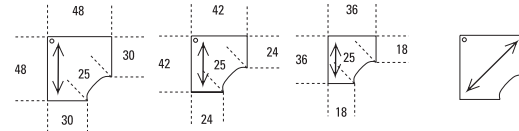
W x D x H (in)	W x D x H (mm)	Code	All Laminate (\$)	HPL Surfaces (\$)
<i>3" square steel legs (carton of 4). Half-height modesty panel.</i>				
72 x 36 x 29½	1800 x 900 x 751	<b>Q_N_-RTM3672_</b>	<b>2,395</b>	<b>3,114</b>
72 x 30 x 29½	1800 x 750 x 751	<b>Q_N_-RTM3072_</b>	<b>2,301</b>	<b>2,983</b>
66 x 30 x 29½	1650 x 750 x 751	<b>Q_N_-RTM3066_</b>	<b>2,203</b>	<b>2,867</b>
60 x 30 x 29½	1500 x 750 x 751	<b>Q_N_-RTM3060_</b>	<b>2,107</b>	<b>2,737</b>

**Specify the surface type (5, 6). Specify the accent color (A, S). Specify the leg type (Q, L).**

**90° Corner modules**



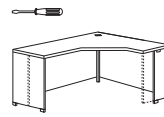
To attach to a work surface. Grommet. Full-width wiring access on each side.



W x D x H (in)	W x D x H (mm)	Code	All Laminate (\$)	HPL Surfaces (\$)
48 x 48 x 29½	1200 x 1200 x 751	<b>Q_N_-CM4830S_</b>	<b>1,596</b>	<b>2,161</b>
42 x 42 x 29½	1050 x 1050 x 751	<b>Q_N_-CM4224S_</b>	<b>1,441</b>	<b>1,960</b>
36 x 36 x 29½	900 x 900 x 751	<b>Q_N_-CM3618SC</b>	<b>1,371</b>	<b>1,837</b>

**Specify the surface type (5, 6). Specify the accent color (A, S). Specify panel legs (B, C, F). Diagonal wood grain: change S to D, add 10% to the price.**

**Left extended corner modules**



Full-width wiring access on each side. Grommet.

Surface	R1	R2
72"/48"	28½"	47/8"
66"/48"	22½"	47/8"
60"/48"	16½"	47/8"
72"/42"	28½"	
66"/42"	22½"	
60"/42"	16½"	
72"/36"	16½"	
66"/36"	16½"	

W x D x H (in)	W x D x H (mm)	Code	All Laminate (\$)	HPL Surfaces (\$)
72 x 48 x 29½	1800 x 1200 x 751	<b>Q_N_-CM724824_</b>	<b>2,125</b>	<b>2,899</b>
66 x 48 x 29½	1650 x 1200 x 751	<b>Q_N_-CM664824_</b>	<b>2,037</b>	<b>2,774</b>
60 x 48 x 29½	1500 x 1200 x 751	<b>Q_N_-CM604824_</b>	<b>1,951</b>	<b>2,660</b>
72 x 42 x 29½	1800 x 1050 x 751	<b>Q_N_-CM724224_</b>	<b>2,037</b>	<b>2,774</b>
66 x 42 x 29½	1650 x 1050 x 751	<b>Q_N_-CM664224_</b>	<b>1,951</b>	<b>2,660</b>
60 x 42 x 29½	1500 x 1050 x 751	<b>Q_N_-CM604224_</b>	<b>1,867</b>	<b>2,534</b>
72 x 36 x 29½	1800 x 900 x 751	<b>Q_N_-CM723624_</b>	<b>1,819</b>	<b>2,453</b>
66 x 36 x 29½	1650 x 900 x 751	<b>Q_N_-CM663624_</b>	<b>1,717</b>	<b>2,348</b>

**Specify the surface type (5, 6). Specify the accent color (A, S). Specify panel legs (A, B, C, D, E, F).**



W x D x H (in)	W x D x H (mm)	Code	All Laminate (\$)	HPL Surfaces (\$)
<b>Right extended corner modules</b>				
<i>Full-width wiring access on each side. Grommet.</i>				
		<b>Surface</b>	<b>R1</b>	<b>R2</b>
		72"/48"	28½"	4 7/8"
		66"/48"	22½"	4 7/8"
		60"/48"	16 5/8"	4 7/8"
		72"/42"	28½"	
		66"/42"	22½"	
		60"/42"	16 5/8"	
		72"/36"	16 5/8"	
		66"/36"	16 5/8"	

72 x 48 x 29½	1800 x 1200 x 751	<b>Q_N -CM487224</b>	<b>2,125</b>	<b>2,899</b>
66 x 48 x 29½	1650 x 1200 x 751	<b>Q_N -CM486624</b>	<b>2,037</b>	<b>2,774</b>
60 x 48 x 29½	1500 x 1200 x 751	<b>Q_N -CM486024</b>	<b>1,951</b>	<b>2,660</b>
72 x 42 x 29½	1800 x 1050 x 751	<b>Q_N -CM427224</b>	<b>2,037</b>	<b>2,774</b>
66 x 42 x 29½	1650 x 1050 x 751	<b>Q_N -CM426624</b>	<b>1,951</b>	<b>2,660</b>
60 x 42 x 29½	1500 x 1050 x 751	<b>Q_N -CM426024</b>	<b>1,867</b>	<b>2,534</b>
72 x 36 x 29½	1800 x 900 x 751	<b>Q_N -CM367224</b>	<b>1,819</b>	<b>2,453</b>
66 x 36 x 29½	1650 x 900 x 751	<b>Q_N -CM366624</b>	<b>1,717</b>	<b>2,348</b>

Specify the surface type (5, 6). Specify the accent color (A, S). Specify panel legs (A, B, C, D, E, F).

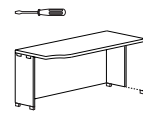
W x D x H (in)	W x D x H (mm)	Code	All Laminate (\$)	HPL Surfaces (\$)
<b>Rectangular tables 30"</b>				
<i>Full-width wiring access.</i>				
		<b>Surface</b>	<b>R1</b>	<b>R2</b>
		72"/30"	28½"	4 7/8"
		66"/30"	22½"	4 7/8"
		60"/30"	16 5/8"	4 7/8"
		54"/30"	23½"	
		48"/30"	17 1/2"	
		42"/30"	11 3/4"	
		36"/30"	8"	

Specify the surface type (5, 6). Specify the accent color (A, S). Specify panel legs (A, B, C, D, E, F).

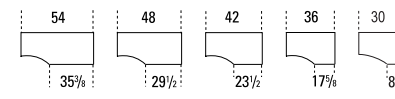
W x D x H (in)	W x D x H (mm)	Code	All Laminate (\$)	HPL Surfaces (\$)
<b>Rectangular tables 24"</b>				
<i>Full-width wiring access.</i>				
		<b>Surface</b>	<b>R1</b>	<b>R2</b>
		72"/24"	28½"	4 7/8"
		66"/24"	22½"	4 7/8"
		60"/24"	16 5/8"	4 7/8"
		54"/24"	23½"	
		48"/24"	17 1/2"	
		42"/24"	11 3/4"	
		36"/24"	8"	

Specify the surface type (5, 6). Specify the accent color (A, S). Specify panel legs (A, B, C, D, E, F).

**Left asymmetrical tables, 30"**



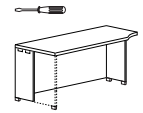
*Full-width wiring access. To attach to a work surface.*



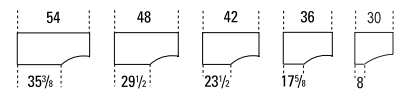
54 x 30 x 29½	1350 x 750 x 751	<b>Q_N -AT245430</b>	<b>1,271</b>	<b>1,524</b>
48 x 30 x 29½	1200 x 750 x 751	<b>Q_N -AT244830</b>	<b>1,172</b>	<b>1,403</b>
42 x 30 x 29½	1050 x 750 x 751	<b>Q_N -AT244230</b>	<b>1,137</b>	<b>1,371</b>
36 x 30 x 29½	900 x 750 x 751	<b>Q_N -AT243630</b>	<b>1,100</b>	<b>1,326</b>
30 x 30 x 29½	750 x 750 x 751	<b>Q_N -AT243030</b>	<b>1,054</b>	<b>1,266</b>

Specify the surface type (5, 6). Specify the accent color (A, S). Specify panel legs (B, C, F).

**Right asymmetrical tables, 30"**



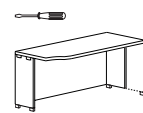
*Full-width wiring access. To attach to a work surface.*



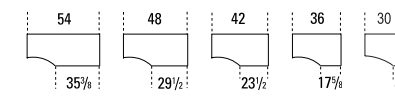
54 x 30 x 29½	1350 x 750 x 751	<b>Q_N -AT305424</b>	<b>1,271</b>	<b>1,524</b>
48 x 30 x 29½	1200 x 750 x 751	<b>Q_N -AT304824</b>	<b>1,172</b>	<b>1,403</b>
42 x 30 x 29½	1050 x 750 x 751	<b>Q_N -AT304224</b>	<b>1,137</b>	<b>1,371</b>
36 x 30 x 29½	900 x 750 x 751	<b>Q_N -AT303624</b>	<b>1,100</b>	<b>1,326</b>
30 x 30 x 29½	750 x 750 x 751	<b>Q_N -AT303024</b>	<b>1,054</b>	<b>1,266</b>

Specify the surface type (5, 6). Specify the accent color (A, S). Specify panel legs (B, C, F).

**Left asymmetrical tables, 24"**



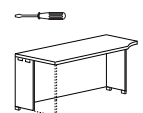
*Full-width wiring access. To attach to a work surface.*



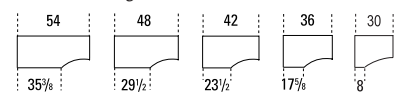
54 x 24 x 29½	1350 x 600 x 751	<b>Q_N -AT185424</b>	<b>1,233</b>	<b>1,479</b>
48 x 24 x 29½	1200 x 600 x 751	<b>Q_N -AT184824</b>	<b>1,137</b>	<b>1,371</b>
42 x 24 x 29½	1050 x 600 x 751	<b>Q_N -AT184224</b>	<b>1,100</b>	<b>1,326</b>
36 x 24 x 29½	900 x 600 x 751	<b>Q_N -AT183624</b>	<b>1,054</b>	<b>1,266</b>
30 x 24 x 29½	750 x 600 x 751	<b>Q_N -AT183024</b>	<b>1,013</b>	<b>1,215</b>

Specify the surface type (5, 6). Specify the accent color (A, S). Specify panel legs (B, C, F).

**Right asymmetrical tables, 24"**



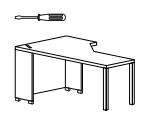
*Full-width wiring access. To attach to a work surface.*



54 x 24 x 29½	1350 x 600 x 751	<b>Q_N -AT245418</b>	<b>1,233</b>	<b>1,479</b>
48 x 24 x 29½	1200 x 600 x 751	<b>Q_N -AT244818</b>	<b>1,137</b>	<b>1,371</b>
42 x 24 x 29½	1050 x 600 x 751	<b>Q_N -AT244218</b>	<b>1,100</b>	<b>1,326</b>
36 x 24 x 29½	900 x 600 x 751	<b>Q_N -AT243618</b>	<b>1,054</b>	<b>1,266</b>
30 x 24 x 29½	750 x 600 x 751	<b>Q_N -AT243018</b>	<b>1,013</b>	<b>1,215</b>

Specify the surface type (5, 6). Specify the accent color (A, S). Specify panel legs (B, C, F).

**Left Peninsula corner modules**



*To attach to a work surface. 2 recessed reversible leg panels, 1 with wiring access. Grommet. 3" square steel legs.*

84 x 48 x 29½	2100 x 1200 x 751	<b>Q_N -CB844824</b>	<b>2,408</b>	<b>3,240</b>
78 x 48 x 29½	1950 x 1200 x 751	<b>Q_N -CB784824</b>	<b>2,332</b>	<b>3,123</b>
72 x 48 x 29½	1800 x 1200 x 751	<b>Q_N -CB724824</b>	<b>2,239</b>	<b>2,988</b>

Packaged in 2 boxes.



	W x D x H (in)	W x D x H (mm)	Code	All Laminate (\$)	HPL Surfaces (\$)
<b>Left Peninsula corner modules (cont'd)</b>	84 x 42 x 29½	2100 x 1050 x 751	<b>Q_N_-CB844224_</b>	<b>2,332</b>	<b>3,123</b>
	78 x 42 x 29½	1950 x 1050 x 751	<b>Q_N_-CB784224_</b>	<b>2,239</b>	<b>2,988</b>
	72 x 42 x 29½	1800 x 1050 x 751	<b>Q_N_-CB724224_</b>	<b>2,145</b>	<b>2,876</b>

Specify the surface type (5, 6). Specify the accent color (A, S). Specify the leg type (Q, L).

**Right Peninsula corner modules**



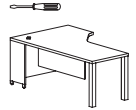
Packaged in 2 boxes.

*To attach to a work surface. 2 recessed reversible leg panels, 1 with wiring access. Grommet. 3" square steel legs.*

84 x 48 x 29½	2100 x 1200 x 751	<b>Q_N_-C4884B24_</b>	<b>2,408</b>	<b>3,240</b>
78 x 48 x 29½	1950 x 1200 x 751	<b>Q_N_-C4878B24_</b>	<b>2,332</b>	<b>3,123</b>
72 x 48 x 29½	1800 x 1200 x 751	<b>Q_N_-C4872B24_</b>	<b>2,239</b>	<b>2,988</b>
84 x 42 x 29½	2100 x 1050 x 751	<b>Q_N_-C4284B24_</b>	<b>2,332</b>	<b>3,123</b>
78 x 42 x 29½	1950 x 1050 x 751	<b>Q_N_-C4278B24_</b>	<b>2,239</b>	<b>2,988</b>
72 x 42 x 29½	1800 x 1050 x 751	<b>Q_N_-C4272B24_</b>	<b>2,145</b>	<b>2,876</b>

Specify the surface type (5, 6). Specify the accent color (A, S). Specify the leg type (Q, L).

**Left Peninsula extended corner modules with modesty panel**



Modesty panel option: change N in the code prefix to Lexan (L) / Translucent (T) add \$465, Metal (M) add \$620.

Packaged in 2 boxes.

*To attach to a work surface. 2 recessed reversible leg panels, 1 with wiring access. Grommet. 3" square steel legs. Half-height modesty panel.*

84 x 48 x 29½	2100 x 1200 x 751	<b>Q_N_-CBM844824_</b>	<b>2,612</b>	<b>3,442</b>
78 x 48 x 29½	1950 x 1200 x 751	<b>Q_N_-CBM784824_</b>	<b>2,534</b>	<b>3,316</b>
72 x 48 x 29½	1800 x 1200 x 751	<b>Q_N_-CBM724824_</b>	<b>2,441</b>	<b>3,194</b>
84 x 42 x 29½	2100 x 1050 x 751	<b>Q_N_-CBM844224_</b>	<b>2,534</b>	<b>3,316</b>
78 x 42 x 29½	1950 x 1050 x 751	<b>Q_N_-CBM784224_</b>	<b>2,441</b>	<b>3,194</b>
72 x 42 x 29½	1800 x 1050 x 751	<b>Q_N_-CBM724224_</b>	<b>2,348</b>	<b>3,076</b>

Specify the surface type (5, 6). Specify the accent color (A, S). Specify the leg type (Q, L).

**Right Peninsula extended corner modules with modesty panel**



Modesty panel option: change N in the code prefix to Lexan (L) / Translucent (T) add \$465, Metal (M) add \$620.

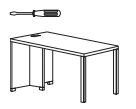
Packaged in 2 boxes.

*To attach to a work surface. 2 recessed leg panels, 1 with wiring access. Grommet. 3" square steel legs. Half-height modesty panel.*

84 x 48 x 29½	2100 x 1200 x 751	<b>Q_N_-C4884BM24_</b>	<b>2,612</b>	<b>3,442</b>
78 x 48 x 29½	1950 x 1200 x 751	<b>Q_N_-C4878BM24_</b>	<b>2,534</b>	<b>3,316</b>
72 x 48 x 29½	1800 x 1200 x 751	<b>Q_N_-C4872BM24_</b>	<b>2,441</b>	<b>3,194</b>
84 x 42 x 29½	2100 x 1050 x 751	<b>Q_N_-C4284BM24_</b>	<b>2,534</b>	<b>3,316</b>
78 x 42 x 29½	1950 x 1050 x 751	<b>Q_N_-C4278BM24_</b>	<b>2,441</b>	<b>3,194</b>
72 x 42 x 29½	1800 x 1050 x 751	<b>Q_N_-C4272BM24_</b>	<b>2,348</b>	<b>3,076</b>

Specify the surface type (5, 6). Specify the accent color (A, S). Specify the leg type (Q, L).

**Rectangular tables**



Packaged in 2 boxes.

*To attach to a work surface. Grommet. 3" square steel legs.*

72 x 36 x 29½	1800 x 900 x 751	<b>Q_N_-BT3672_</b>	<b>1,810</b>	<b>2,417</b>
66 x 36 x 29½	1650 x 900 x 751	<b>Q_N_-BT3666_</b>	<b>1,783</b>	<b>2,371</b>
60 x 36 x 29½	1500 x 900 x 751	<b>Q_N_-BT3660_</b>	<b>1,717</b>	<b>2,309</b>
72 x 30 x 29½	1800 x 750 x 751	<b>Q_N_-BT3072_</b>	<b>1,717</b>	<b>2,309</b>
66 x 30 x 29½	1650 x 750 x 751	<b>Q_N_-BT3066_</b>	<b>1,665</b>	<b>2,225</b>
60 x 30 x 29½	1500 x 750 x 751	<b>Q_N_-BT3060_</b>	<b>1,625</b>	<b>2,155</b>
72 x 24 x 29½	1800 x 600 x 751	<b>Q_N_-BT2472_</b>	<b>1,625</b>	<b>2,155</b>
66 x 24 x 29½	1650 x 600 x 751	<b>Q_N_-BT2466_</b>	<b>1,577</b>	<b>2,100</b>
60 x 24 x 29½	1500 x 600 x 751	<b>Q_N_-BT2460_</b>	<b>1,536</b>	<b>2,030</b>

Specify the surface type (5, 6). Specify the accent color (A, S). Specify the leg type (Q, L).

**Rectangular tables with modesty panel**



Modesty panel option: change N in the code prefix to Lexan (L) / Translucent (T) add \$465, Metal (M) add \$620.

Packaged in 2 boxes.

W x D x H (in)	W x D x H (mm)	Code	All Laminate (\$)	HPL Surfaces (\$)
<i>To attach to a work surface. Grommet. 3" square steel legs. Half-height modesty panel.</i>				
72 x 36 x 29½	1800 x 900 x 751	<b>Q_N_-BTM3672_</b>	<b>2,014</b>	<b>2,408</b>
72 x 30 x 29½	1800 x 750 x 751	<b>Q_N_-BTM3072_</b>	<b>1,912</b>	<b>2,301</b>
66 x 30 x 29½	1650 x 750 x 751	<b>Q_N_-BTM3066_</b>	<b>1,819</b>	<b>2,184</b>
60 x 30 x 29½	1500 x 750 x 751	<b>Q_N_-BTM3060_</b>	<b>1,717</b>	<b>2,067</b>

Specify the surface type (5, 6). Specify the accent color (A, S). Specify the leg type (Q, L).

**Rectangular work surfaces**



Packaged in 2 boxes.

*To attach to a freestanding work surface. 3" square steel legs.*

72 x 36 x 29½	1800 x 900 x 751	<b>Q_N_-BU3672_</b>	<b>1,389</b>	<b>1,665</b>
66 x 36 x 29½	1650 x 900 x 751	<b>Q_N_-BU3666_</b>	<b>1,331</b>	<b>1,596</b>
60 x 36 x 29½	1500 x 900 x 751	<b>Q_N_-BU3660_</b>	<b>1,278</b>	<b>1,536</b>
72 x 30 x 29½	1800 x 750 x 751	<b>Q_N_-BU3072_</b>	<b>1,278</b>	<b>1,536</b>
66 x 30 x 29½	1650 x 750 x 751	<b>Q_N_-BU3066_</b>	<b>1,248</b>	<b>1,497</b>
60 x 30 x 29½	1500 x 750 x 751	<b>Q_N_-BU3060_</b>	<b>1,215</b>	<b>1,448</b>
48 x 30 x 29½	1200 x 750 x 751	<b>Q_N_-BU3048_</b>	<b>1,172</b>	<b>1,403</b>
72 x 24 x 29½	1800 x 600 x 751	<b>Q_N_-BU2472_</b>	<b>1,215</b>	<b>1,448</b>
66 x 24 x 29½	1650 x 600 x 751	<b>Q_N_-BU2466_</b>	<b>1,172</b>	<b>1,403</b>
60 x 24 x 29½	1500 x 600 x 751	<b>Q_N_-BU2460_</b>	<b>1,137</b>	<b>1,371</b>
48 x 24 x 29½	1200 x 600 x 751	<b>Q_N_-BU2448_</b>	<b>1,108</b>	<b>1,331</b>

Specify the surface type (5, 6). Specify the accent color (A, S). Specify the leg type (Q, L).

**Rectangular work surfaces with modesty panel**



Modesty panel option: change N in the code prefix to Lexan (L) / Translucent (T) add \$465, Metal (M) add \$620.

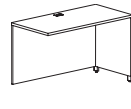
Packaged in 2 boxes.

*To attach to a freestanding work surface. 3" square steel legs. Half-height modesty panel.*

72 x 36 x 29½	1800 x 900 x 751	<b>Q_N_-BUM3672_</b>	<b>1,590</b>	<b>1,831</b>
72 x 30 x 29½	1800 x 750 x 751	<b>Q_N_-BUM3072_</b>	<b>1,479</b>	<b>1,698</b>
66 x 30 x 29½	1650 x 750 x 751	<b>Q_N_-BUM3066_</b>	<b>1,441</b>	<b>1,659</b>
60 x 30 x 29½	1500 x 750 x 751	<b>Q_N_-BUM3060_</b>	<b>1,411</b>	<b>1,625</b>

Specify the surface type (5, 6). Specify the accent color (A, S). Specify the leg type (Q, L).

**Return-shells**

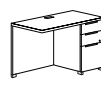


*Reversible. Grommet. Can accommodate 1 pedestal.*

48 x 24 x 29½	1200 x 600 x 751	<b>Q_N_-R2448S</b>	<b>1,024</b>	<b>1,172</b>
42 x 24 x 29½	1050 x 600 x 751	<b>Q_N_-R2442S</b>	<b>976</b>	<b>1,116</b>
36 x 24 x 29½	900 x 600 x 751	<b>Q_N_-R2436S</b>	<b>914</b>	<b>1,054</b>

Specify the surface type (5, 6). Specify the accent color (A, S).

**Right executive returns – low profile**



*1 pedestal on right with lock. 2 box drawers and 1 file drawer with suspension bar. Pencil tray. Grommet.*

48 x 24 x 29½	1200 x 600 x 751	<b>Q_N_-R2448UF</b>	<b>1,978</b>	<b>2,280</b>
42 x 24 x 29½	1050 x 600 x 751	<b>Q_N_-R2442UF</b>	<b>1,907</b>	<b>2,177</b>
36 x 24 x 29½	900 x 600 x 751	<b>Q_N_-R2436UF</b>	<b>1,837</b>	<b>2,100</b>

Specify the surface type (5, 6). Specify the accent color (A, S).

**Left executive returns – low profile**




*1 pedestal on left with lock. 2 box drawers and 1 file drawer with suspension bar. Pencil tray. Grommet.*


48 x 24 x 29½	1200 x 600 x 751	<b>Q_N_-UF2448R</b>	<b>1,978</b>	<b>2,280</b>
42 x 24 x 29½	1050 x 600 x 751	<b>Q_N_-UF2442R</b>	<b>1,907</b>	<b>2,177</b>
36 x 24 x 29½	900 x 600 x 751	<b>Q_N_-UF2436R</b>	<b>1,837</b>	<b>2,100</b>

Specify the surface type (5, 6). Specify the accent color (A, S).




	W x D x H (in)	W x D x H (mm)	Code	All Laminate (\$)	HPL Surfaces (\$)
<b>Bridge-returns</b>	<i>Full-height modesty panel.</i>				
	48 x 24 x 29½	1200 x 600 x 751	<b>Q_N_-BR2448</b>	<b>749</b>	<b>899</b>
	42 x 24 x 29½	1050 x 600 x 751	<b>Q_N_-BR2442</b>	<b>723</b>	<b>862</b>
	36 x 24 x 29½	900 x 600 x 751	<b>Q_N_-BR2436</b>	<b>690</b>	<b>829</b>


Specify the surface type (5, 6). Specify the accent color (A, S).

	W x D x H (in)	W x D x H (mm)	Code	All Laminate (\$)	HPL Surfaces (\$)
<b>Lateral file credenza with open storage</b>	<i>Open space on top and 2 file drawers on bottom with suspension bars. Locks. Full-width wiring access. Optional counterweights to meet BIFMA standards, refer to page 119.</i>				
	72 x 24 x 29½	1800 x 600 x 751	<b>Q_N_-SLF2472</b>	<b>2,487</b>	<b>2,983</b>


Specify the surface type (5, 6). Specify the accent color (A, S).

	W x D x H (in)	W x D x H (mm)	Code	All Laminate (\$)	HPL Surfaces (\$)
<b>Lateral file credenza</b>	<i>4 file drawers with suspension bars. Locks. Full-width wiring access. Optional counterweights to meet BIFMA standards, refer to page 119.</i>				
	72 x 24 x 29½	1800 x 600 x 751	<b>Q_N_-LF2472LF</b>	<b>3,162</b>	<b>3,790</b>


Specify the surface type (5, 6). Specify the accent color (A, S).

	W x D x H (in)	W x D x H (mm)	Code	All Laminate (\$)	HPL Surfaces (\$)
<b>Lateral file / bookcase credenza</b>	<i>2 file drawers with suspension bars. Bookcase with doors and adjustable shelf. Locks. Full-width wiring access.</i>				
	72 x 24 x 29½	1800 x 600 x 751	<b>Q_N_-LF2472B</b>	<b>2,890</b>	<b>3,462</b>

Specify the surface type (5, 6). Specify the accent color (A, S).

	W x D x H (in)	W x D x H (mm)	Code	All Laminate (\$)	HPL Surfaces (\$)
<b>Bookcase credenza</b>	<i>Storage unit with doors and adjustable shelves. Locks. Full-width wiring access.</i>				
	72 x 24 x 29½	1800 x 600 x 751	<b>Q_N_-B2472B</b>	<b>2,649</b>	<b>3,178</b>


Specify the surface type (5, 6). Specify the accent color (A, S).

	W x D x H (in)	W x D x H (mm)	Code	All Laminate (\$)	HPL Surfaces (\$)
<b>Open bookcase credenza</b>	<i>1 adjustable shelf on each side. Full-width wiring access.</i>				
	72 x 24 x 29½	1800 x 600 x 751	<b>Q_N_-BE2472BE</b>	<b>2,100</b>	<b>2,519</b>

Specify the surface type (5, 6). Specify the accent color (A, S).


	W x D x H (in)	W x D x H (mm)	Code	All Laminate (\$)	HPL Surfaces (\$)
--	----------------	----------------	------	-------------------	-------------------

<b>Hutches with doors</b>	<i>All doors open in the same way. Reversible end door. Reversible hutch for right-or left-hand door opening. Hutches must be supported by storage units or hutch supports (page 16) using the hutch assembly hardware (page 16). See examples of configuration (page 9). 1 tone only.</i>				
---------------------------	--	--	--	--	--

	W x D x H (in)	W x D x H (mm)	Code	All Laminate (\$)	HPL Surfaces (\$)
	<i>32" H. Adjustable shelves.</i>				
	96 x 16 x 32	2400 x 400 x 813	<b>QNN_-E963216P</b>	<b>2,580</b>	
	90 x 16 x 32	2250 x 400 x 813	<b>QNN_-E903216P</b>	<b>2,494</b>	
	84 x 16 x 32	2100 x 400 x 813	<b>QNN_-E843216P</b>	<b>2,426</b>	
	78 x 16 x 32	1950 x 400 x 813	<b>QNN_-E783216P</b>	<b>2,339</b>	
	72 x 16 x 32	1800 x 400 x 813	<b>QNN_-E723216P</b>	<b>2,193</b>	
	66 x 16 x 32	1650 x 400 x 813	<b>QNN_-E663216P</b>	<b>2,114</b>	
	60 x 16 x 32	1500 x 400 x 813	<b>QNN_-E603216P</b>	<b>2,084</b>	
	54 x 16 x 32	1350 x 400 x 813	<b>QNN_-E543216P</b>	<b>1,759</b>	
	48 x 16 x 32	1200 x 400 x 813	<b>QNN_-E483216P</b>	<b>1,665</b>	
	42 x 16 x 32	1050 x 400 x 813	<b>QNN_-E423216P</b>	<b>1,460</b>	
	36 x 16 x 32	900 x 400 x 813	<b>QNN_-E363216P</b>	<b>1,396</b>	

Specify the accent color (A, S).


Door options: change the second N in the code prefix to:  
 96" to 60": 4 doors  
 Lexan (L) / Translucent (T) add \$1,550, Metal (M) add \$1,860.  
 54" to 48": 3 doors  
 Lexan (L) / Translucent (T) add \$1,208, Metal (M) add \$1,396.  
 42" to 36": 2 doors  
 Lexan (L) / Translucent (T) add \$774, Metal (M) add \$930.

	W x D x H (in)	W x D x H (mm)	Code	All Laminate (\$)	HPL Surfaces (\$)
<b>Hutches with doors (cont'd)</b>	<i>24" H. Adjustable shelves.</i>				
	96 x 16 x 24	2400 x 400 x 609,5	<b>QNN_-E962416P</b>	<b>2,280</b>	
	90 x 16 x 24	2250 x 400 x 609,5	<b>QNN_-E902416P</b>	<b>2,225</b>	
	84 x 16 x 24	2100 x 400 x 609,5	<b>QNN_-E842416P</b>	<b>2,145</b>	
	78 x 16 x 24	1950 x 400 x 609,5	<b>QNN_-E782416P</b>	<b>2,091</b>	
	72 x 16 x 24	1800 x 400 x 609,5	<b>QNN_-E722416P</b>	<b>2,001</b>	
	66 x 16 x 24	1650 x 400 x 609,5	<b>QNN_-E662416P</b>	<b>1,937</b>	
	60 x 16 x 24	1500 x 400 x 609,5	<b>QNN_-E602416P</b>	<b>1,860</b>	
	54 x 16 x 24	1350 x 400 x 609,5	<b>QNN_-E542416P</b>	<b>1,565</b>	
	48 x 16 x 24	1200 x 400 x 609,5	<b>QNN_-E482416P</b>	<b>1,497</b>	
	42 x 16 x 24	1050 x 400 x 609,5	<b>QNN_-E422416P</b>	<b>1,318</b>	
	36 x 16 x 24	900 x 400 x 609,5	<b>QNN_-E362416P</b>	<b>1,248</b>	

Door options: change the second N in the code prefix to:

96" to 60": 4 doors  
 Lexan (L) / Translucent (T) add \$1,396, Metal (M) add \$1,704.  
 54" to 48": 3 doors  
 Lexan (L) / Translucent (T) add \$1,046, Metal (M) add \$1,278.

42" to 36": 2 doors  
 Lexan (L) / Translucent (T) add \$696, Metal (M) add \$851.

	W x D x H (in)	W x D x H (mm)	Code	All Laminate (\$)	HPL Surfaces (\$)
	<i>16" H.</i>				
	96 x 16 x 16	2400 x 400 x 406,5	<b>QNN_-E961616P</b>	<b>2,091</b>	
	90 x 16 x 16	2250 x 400 x 406,5	<b>QNN_-E901616P</b>	<b>2,030</b>	
	84 x 16 x 16	2100 x 400 x 406,5	<b>QNN_-E841616P</b>	<b>2,001</b>	
	78 x 16 x 16	1950 x 400 x 406,5	<b>QNN_-E781616P</b>	<b>1,944</b>	
	72 x 16 x 16	1800 x 400 x 406,5	<b>QNN_-E721616P</b>	<b>1,577</b>	
	66 x 16 x 16	1650 x 400 x 406,5	<b>QNN_-E661616P</b>	<b>1,524</b>	
	60 x 16 x 16	1500 x 400 x 406,5	<b>QNN_-E601616P</b>	<b>1,471</b>	
	54 x 16 x 16	1350 x 400 x 406,5	<b>QNN_-E541616P</b>	<b>1,233</b>	
	48 x 16 x 16	1200 x 400 x 406,5	<b>QNN_-E481616P</b>	<b>1,172</b>	
	42 x 16 x 16	1050 x 400 x 406,5	<b>QNN_-E421616P</b>	<b>1,024</b>	
	36 x 16 x 16	900 x 400 x 406,5	<b>QNN_-E361616P</b>	<b>993</b>	

Door options: change the second N in the code prefix to:


96" to 78": 6 doors  
 Lexan (L) / Translucent (T) add \$1,860, Metal (M) add \$2,325.

72" to 60": 4 doors  
 Lexan (L) / Translucent (T) add \$1,239, Metal (M) add \$1,550.

54" to 48": 3 doors  
 Lexan (L) / Translucent (T) add \$930, Metal (M) add \$1,208.

42" to 36": 2 doors  
 Lexan (L) / Translucent (T) add \$620, Metal (M) add \$774.


<b>Hutches with sliding door</b>	<i>The sliding door covers one half of the storage. Hutches must be supported by storage units or hutch supports (page 16) using the hutch assembly hardware (page 16). See examples of configuration (page 9). 1 tone only.</i>				
----------------------------------	--	--	--	--	--

	W x D x H (in)	W x D x H (mm)	Code	All Laminate (\$)	HPL Surfaces (\$)
	<i>32" H. Adjustable shelves.</i>				
	96 x 16 x 32	2400 x 400 x 813	<b>QNN_-E963216C</b>	<b>2,216</b>	
	90 x 16 x 32	2250 x 400 x 813	<b>QNN_-E903216C</b>	<b>2,145</b>	
	84 x 16 x 32	2100 x 400 x 813	<b>QNN_-E843216C</b>	<b>2,100</b>	
	78 x 16 x 32	1950 x 400 x 813	<b>QNN_-E783216C</b>	<b>2,037</b>	
	72 x 16 x 32	1800 x 400 x 813	<b>QNN_-E723216C</b>	<b>1,875</b>	
	66 x 16 x 32	1650 x 400 x 813	<b>QNN_-E663216C</b>	<b>1,831</b>	
	60 x 16 x 32	1500 x 400 x 813	<b>QNN_-E603216C</b>	<b>1,791</b>	

Door option: change the second N in the code prefix to:

Lexan (L) / Translucent (T) add \$696, Metal (M) add \$774.

Specify the accent color (A, N, S).

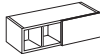
	W x D x H (in)	W x D x H (mm)	Code	All Laminate (\$)	HPL Surfaces (\$)
	<i>24" H. Adjustable shelves.</i>				
	96 x 16 x 24	2400 x 400 x 609,5	<b>QNN_-E962416C</b>	<b>2,014</b>	
	90 x 16 x 24	2250 x 400 x 609,5	<b>QNN_-E902416C</b>	<b>1,960</b>	
	84 x 16 x 24	2100 x 400 x 609,5	<b>QNN_-E842416C</b>	<b>1,924</b>	
	78 x 16 x 24	1950 x 400 x 609,5	<b>QNN_-E782416C</b>	<b>1,860</b>	
	72 x 16 x 24	1800 x 400 x 609,5	<b>QNN_-E722416C</b>	<b>1,698</b>	
	66 x 16 x 24	1650 x 400 x 609,5	<b>QNN_-E662416C</b>	<b>1,643</b>	
	60 x 16 x 24	1500 x 400 x 609,5	<b>QNN_-E602416C</b>	<b>1,605</b>	

Door option: change the second N in the code prefix to:

Lexan (L) / Translucent (T) add \$660, Metal (M) add \$737.


Specify the accent color (A, N, S).





	W x D x H (in)	W x D x H (mm)	Code	All Laminate (\$)
<b>Hutches with sliding door (cont'd)</b>				
<i>16" H.</i>				
	96 x 16 x 16	2400 x 400 x 406,5	QNN_-E961616C	1,810
	90 x 16 x 16	2250 x 400 x 406,5	QNN_-E901616C	1,698
	84 x 16 x 16	2100 x 400 x 406,5	QNN_-E841616C	1,665
Door option: change the second N in the code prefix to:	78 x 16 x 16	1950 x 400 x 406,5	QNN_-E781616C	1,625
	72 x 16 x 16	1800 x 400 x 406,5	QNN_-E721616C	1,403
Lexan (L) / Translucent (T) add \$620, Metal (M) add \$696.	66 x 16 x 16	1650 x 400 x 406,5	QNN_-E661616C	1,357
	60 x 16 x 16	1500 x 400 x 406,5	QNN_-E601616C	1,293

Specify the accent color (A, N, S).

**Open hutches** *Hutches must be supported by storage units or hutch supports (page 16) using the hutch assembly hardware (page 16). See examples of configuration (page 9). 1 tone only.*


	W x D x H (in)	W x D x H (mm)	Code	All Laminate (\$)
<i>32" H. Adjustable shelves.</i>				
	96 x 15 x 32	2400 x 381 x 813	QNNN-E963216	1,968
96" to 60":	90 x 15 x 32	2250 x 381 x 813	QNNN-E903216	1,907
4 open compartments.	84 x 15 x 32	2100 x 381 x 813	QNNN-E843216	1,860
54" to 36":	78 x 15 x 32	1950 x 381 x 813	QNNN-E783216	1,805
2 open compartments.	72 x 15 x 32	1800 x 381 x 813	QNNN-E723216	1,637
	66 x 15 x 32	1650 x 381 x 813	QNNN-E663216	1,572
	60 x 15 x 32	1500 x 381 x 813	QNNN-E603216	1,517
	54 x 15 x 32	1350 x 381 x 813	QNNN-E543216	1,239
	48 x 15 x 32	1200 x 381 x 813	QNNN-E483216	1,172
	42 x 15 x 32	1050 x 381 x 813	QNNN-E423216	1,100
	36 x 15 x 32	900 x 381 x 813	QNNN-E363216	1,038

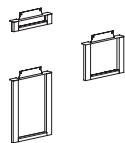
	W x D x H (in)	W x D x H (mm)	Code	All Laminate (\$)
<i>24" H. Adjustable shelves.</i>				
	96 x 15 x 24	2400 x 381 x 609,5	QNNN-E962416	1,860
96" to 60":	90 x 15 x 24	2250 x 381 x 609,5	QNNN-E902416	1,810
4 open compartments.	84 x 15 x 24	2100 x 381 x 609,5	QNNN-E842416	1,744
54" to 36":	78 x 15 x 24	1950 x 381 x 609,5	QNNN-E782416	1,671
2 open compartments.	72 x 15 x 24	1800 x 381 x 609,5	QNNN-E722416	1,524
	66 x 15 x 24	1650 x 381 x 609,5	QNNN-E662416	1,471
	60 x 15 x 24	1500 x 381 x 609,5	QNNN-E602416	1,403
	54 x 15 x 24	1350 x 381 x 609,5	QNNN-E542416	1,131
	48 x 15 x 24	1200 x 381 x 609,5	QNNN-E482416	1,071
	42 x 15 x 24	1050 x 381 x 609,5	QNNN-E422416	1,013
	36 x 15 x 24	900 x 381 x 609,5	QNNN-E362416	960

	W x D x H (in)	W x D x H (mm)	Code	All Laminate (\$)
<i>16" H.</i>				
	96 x 15 x 16	2400 x 381 x 406,5	QNNN-E961616	1,487
96" to 78":	90 x 15 x 16	2250 x 381 x 406,5	QNNN-E901616	1,425
6 open compartments.	84 x 15 x 16	2100 x 381 x 406,5	QNNN-E841616	1,396
72" to 60":	78 x 15 x 16	1950 x 381 x 406,5	QNNN-E781616	1,357
4 open compartments.	72 x 15 x 16	1800 x 381 x 406,5	QNNN-E721616	1,116
54" to 36":	66 x 15 x 16	1650 x 381 x 406,5	QNNN-E661616	1,076
2 open compartments.	60 x 15 x 16	1500 x 381 x 406,5	QNNN-E601616	1,030
	54 x 15 x 16	1350 x 381 x 406,5	QNNN-E541616	814
	48 x 15 x 16	1200 x 381 x 406,5	QNNN-E481616	782
	42 x 15 x 16	1050 x 381 x 406,5	QNNN-E421616	737
	36 x 15 x 16	900 x 381 x 406,5	QNNN-E361616	703


	W x D x H (in)	W x D x H (mm)	Code	All Laminate (\$)
<b>Hutch supports</b> <i>See examples of configuration (page 9).</i>				

	W x D x H (in)	W x D x H (mm)	Code	All Laminate (\$)
<b>Pigeonhole hutch supports</b> <i>Removable shelves. 1 tone only.</i>				
	18 x 15 x 28	450 x 381 x 685	QNNN-SDV1828	923
	18 x 15 x 20	450 x 381 x 482	QNNN-SDV1820	814
	12 x 15 x 28	300 x 381 x 685	QNNN-SDV1228	837
	12 x 15 x 20	300 x 381 x 482	QNNN-SDV1220	743


	W x D x H (in)	W x D x H (mm)	Code	All Laminate (\$)
<b>Hutch supports</b> <i>Adjustable shelf (shelves). 1 tone only.</i>				
	36 x 15 x 28	900 x 381 x 685	QNNN-SDVB3628	923
	36 x 15 x 20	900 x 381 x 482	QNNN-SDVB3620	877
	30 x 15 x 28	750 x 381 x 685	QNNN-SDVB3028	877
	30 x 15 x 20	750 x 381 x 482	QNNN-SDVB3020	843
	24 x 15 x 28	600 x 381 x 685	QNNN-SDVB2428	743
	24 x 15 x 20	600 x 381 x 482	QNNN-SDVB2420	723
	18 x 15 x 28	450 x 381 x 685	QNNN-SDVB1828	713
	18 x 15 x 20	450 x 381 x 482	QNNN-SDVB1820	683
	12 x 15 x 28	300 x 381 x 685	QNNN-SDVB1228	674
	12 x 15 x 20	300 x 381 x 482	QNNN-SDVB1220	636
	6 x 15 x 28	150 x 381 x 685	QNNN-SDVB0628	620
	6 x 15 x 20	150 x 381 x 482	QNNN-SDVB0620	596

	W x D x H (in)	W x D x H (mm)	Code	All Laminate (\$)
<b>Hutch metal supports</b> <i>Steel frame support. Hardware included. Refer to specification guide (page 8) for appropriate use.</i>				
	1 x 15 x 3	25 x 375 x 76	QNN_-HSM4	265
	1 x 15 x 11	25 x 375 x 279	QNN_-HSM12	279
	1 x 15 x 19	25 x 375 x 481	QNN_-HSM20	294


Specify the accent color (A, S).

	W x D x H (in)	W x D x H (mm)	Code	All Laminate (\$)
<b>Hutch assembly U-shaped bracket</b> <i>Hardware included.</i>				
	9 x 2 x 2	230 x 52,5 x 51,1	QNN_-HBU	154


Specify the accent color (A, S).

	W x D x H (in)	W x D x H (mm)	Code	All Laminate (\$)
<b>Hutch assembly I-shaped bracket</b> <i>Hardware included.</i>				
	9 x 4 x 1/8	230 x 100 x 3	QNN_-HBS	140


Specify the accent color (A, S).

	W x D x H (in)	W x D x H (mm)	Code	All Laminate (\$)
<b>Hutch assembly Z-shaped bracket</b> <i>Z connection. Hardware included.</i>				
	15 x 2 x 4	375 x 58 x 105	QNN_-HBZ	140

Specify the accent color (A, S).

	W x D x H (in)	W x D x H (mm)	Code	All Laminate (\$)
<b>Hutch assembly S-shaped brackets</b> <i>Right 90° connection. Hardware included.</i>				
	11 x 11 x 4	280 x 280 x 105	QNN_-HB90R	140

Specify the accent color (A, S).

	W x D x H (in)	W x D x H (mm)	Code	All Laminate (\$)
<b>Hutch assembly S-shaped brackets</b> <i>Left 90° connection. Hardware included.</i>				
	11 x 11 x 4	280 x 280 x 105	QNN_-HB90L	140

Specify the accent color (A, S).





**Wall-mounted hutches with doors**  
*All doors open in the same way. Reversible end door. Reversible hutch for right- or left-hand door opening. Hanger bar included for wall-mount installation. 1 tone only.*



Door options: change the second N in the code prefix to:

96" to 60": 4 doors  
 Lexan (L) / Translucent (T) add \$1,550, Metal (M) add \$1,860.

54" to 48": 3 doors  
 Lexan (L) / Translucent (T) add \$1,208, Metal (M) add \$1,396.

42" to 36": 2 doors  
 Lexan (L) / Translucent (T) add \$774, Metal (M) add \$930.



Door options: change the second N in the code prefix to:

96" to 60": 4 doors  
 Lexan (L) / Translucent (T) add \$1,396, Metal (M) add \$1,704.

54" to 48": 3 doors  
 Lexan (L) / Translucent (T) add \$1,046, Metal (M) add \$1,278.

42" to 36": 2 doors  
 Lexan (L) / Translucent (T) add \$696, Metal (M) add \$851.



Door options: change the second N in the code prefix to:

96" to 78": 6 doors  
 Lexan (L) / Translucent (T) add \$1,860, Metal (M) add \$2,325.

72" to 60": 4 doors  
 Lexan (L) / Translucent (T) add \$1,239, Metal (M) add \$1,550.

54" to 48": 3 doors  
 Lexan (L) / Translucent (T) add \$930, Metal (M) add \$1,208.

42" to 36": 2 doors  
 Lexan (L) / Translucent (T) add \$620, Metal (M) add \$774.

W x D x H (in)	W x D x H (mm)	Code	All Laminate (\$)
<b>32" H. Adjustable shelves.</b>			
96 x 16 x 32	2400 x 400 x 813	QNN_-EM963216P	2,727
90 x 16 x 32	2250 x 400 x 813	QNN_-EM903216P	2,667
84 x 16 x 32	2100 x 400 x 813	QNN_-EM843216P	2,573
78 x 16 x 32	1950 x 400 x 813	QNN_-EM783216P	2,478
72 x 16 x 32	1800 x 400 x 813	QNN_-EM723216P	2,332
66 x 16 x 32	1650 x 400 x 813	QNN_-EM663216P	2,247
60 x 16 x 32	1500 x 400 x 813	QNN_-EM603216P	2,155
54 x 16 x 32	1350 x 400 x 813	QNN_-EM543216P	1,831
48 x 16 x 32	1200 x 400 x 813	QNN_-EM483216P	1,751
42 x 16 x 32	1050 x 400 x 813	QNN_-EM423216P	1,536
36 x 16 x 32	900 x 400 x 813	QNN_-EM363216P	1,448

**Specify the accent color (A, S).**

W x D x H (in)	W x D x H (mm)	Code	All Laminate (\$)
<b>24" H. Adjustable shelves.</b>			
96 x 16 x 24	2400 x 400 x 609,5	QNN_-EM962416P	2,453
90 x 16 x 24	2250 x 400 x 609,5	QNN_-EM902416P	2,386
84 x 16 x 24	2100 x 400 x 609,5	QNN_-EM842416P	2,317
78 x 16 x 24	1950 x 400 x 609,5	QNN_-EM782416P	2,247
72 x 16 x 24	1800 x 400 x 609,5	QNN_-EM722416P	2,014
66 x 16 x 24	1650 x 400 x 609,5	QNN_-EM662416P	2,001
60 x 16 x 24	1500 x 400 x 609,5	QNN_-EM602416P	1,944
54 x 16 x 24	1350 x 400 x 609,5	QNN_-EM542416P	1,637
48 x 16 x 24	1200 x 400 x 609,5	QNN_-EM482416P	1,565
42 x 16 x 24	1050 x 400 x 609,5	QNN_-EM422416P	1,379
36 x 16 x 24	900 x 400 x 609,5	QNN_-EM362416P	1,312

**Specify the accent color (A, S).**

W x D x H (in)	W x D x H (mm)	Code	All Laminate (\$)
<b>16" H.</b>			
96 x 16 x 16	2400 x 400 x 406,5	QNN_-EM961616P	2,203
90 x 16 x 16	2250 x 400 x 406,5	QNN_-EM901616P	2,145
84 x 16 x 16	2100 x 400 x 406,5	QNN_-EM841616P	2,100
78 x 16 x 16	1950 x 400 x 406,5	QNN_-EM781616P	2,037
72 x 16 x 16	1800 x 400 x 406,5	QNN_-EM721616P	1,665
66 x 16 x 16	1650 x 400 x 406,5	QNN_-EM661616P	1,605
60 x 16 x 16	1500 x 400 x 406,5	QNN_-EM601616P	1,550
54 x 16 x 16	1350 x 400 x 406,5	QNN_-EM541616P	1,312
48 x 16 x 16	1200 x 400 x 406,5	QNN_-EM481616P	1,256
42 x 16 x 16	1050 x 400 x 406,5	QNN_-EM421616P	1,094
36 x 16 x 16	900 x 400 x 406,5	QNN_-EM361616P	1,038

**Specify the accent color (A, S).**

W x D x H (in)	W x D x H (mm)	Code	All Laminate (\$)
<b>32" H. Adjustable shelves.</b>			
96 x 15 x 32	2400 x 381 x 813	QNNN-EM963216	1,907
90 x 15 x 32	2250 x 381 x 813	QNNN-EM903216	1,837
84 x 15 x 32	2100 x 381 x 813	QNNN-EM843216	1,797
78 x 15 x 32	1950 x 381 x 813	QNNN-EM783216	1,704
72 x 15 x 32	1800 x 381 x 813	QNNN-EM723216	1,565
66 x 15 x 32	1650 x 381 x 813	QNNN-EM663216	1,517
60 x 15 x 32	1500 x 381 x 813	QNNN-EM603216	1,448
54 x 15 x 32	1350 x 381 x 813	QNNN-EM543216	1,185
48 x 15 x 32	1200 x 381 x 813	QNNN-EM483216	1,131
42 x 15 x 32	1050 x 381 x 813	QNNN-EM423216	1,076
36 x 15 x 32	900 x 381 x 813	QNNN-EM363216	1,007

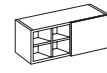
**Specify the accent color (A, S).**

W x D x H (in)	W x D x H (mm)	Code	All Laminate (\$)
<b>24" H. Adjustable shelves.</b>			
96 x 15 x 24	2400 x 381 x 609,5	QNNN-EM962416	1,759
90 x 15 x 24	2250 x 381 x 609,5	QNNN-EM902416	1,692
84 x 15 x 24	2100 x 381 x 609,5	QNNN-EM842416	1,637
78 x 15 x 24	1950 x 381 x 609,5	QNNN-EM782416	1,590
72 x 15 x 24	1800 x 381 x 609,5	QNNN-EM722416	1,441
66 x 15 x 24	1650 x 381 x 609,5	QNNN-EM662416	1,396
60 x 15 x 24	1500 x 381 x 609,5	QNNN-EM602416	1,331
54 x 15 x 24	1350 x 381 x 609,5	QNNN-EM542416	1,094
48 x 15 x 24	1200 x 381 x 609,5	QNNN-EM482416	1,038
42 x 15 x 24	1050 x 381 x 609,5	QNNN-EM422416	993
36 x 15 x 24	900 x 381 x 609,5	QNNN-EM362416	946

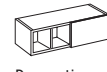
**Wall-mounted hutches with sliding door**  
*The sliding door covers one half of the storage. Hanger bar included for wall-mount installation. 1 tone only.*



Door option: change the second N in the code prefix to: Lexan (L) / Translucent (T) add \$696, Metal (M) add \$774.



Door option: change the second N in the code prefix to: Lexan (L) / Translucent (T) add \$660, Metal (M) add \$737.



Door option: change the second N in the code prefix to: Lexan (L) / Translucent (T) add \$620, Metal (M) add \$696.

**Open wall-mounted hutches**



96" to 60":  
 4 open compartments.  
 54" to 36":  
 2 open compartments.



96" to 60":  
 4 open compartments.  
 54" to 36":  
 2 open compartments.

W x D x H (in)	W x D x H (mm)	Code	All Laminate (\$)
<b>32" H. Adjustable shelves.</b>			
96 x 16 x 32	2400 x 400 x 813	QNN_-EM963216C	2,332
90 x 16 x 32	2250 x 400 x 813	QNN_-EM903216C	2,280
84 x 16 x 32	2100 x 400 x 813	QNN_-EM843216C	2,225
78 x 16 x 32	1950 x 400 x 813	QNN_-EM783216C	2,155
72 x 16 x 32	1800 x 400 x 813	QNN_-EM723216C	1,937
66 x 16 x 32	1650 x 400 x 813	QNN_-EM663216C	1,867
60 x 16 x 32	1500 x 400 x 813	QNN_-EM603216C	1,837

**Specify the accent color (A, N, S).**

W x D x H (in)	W x D x H (mm)	Code	All Laminate (\$)
<b>24" H. Adjustable shelves.</b>			
96 x 16 x 24	2400 x 400 x 609,5	QNN_-EM962416C	2,132
90 x 16 x 24	2250 x 400 x 609,5	QNN_-EM902416C	2,067
84 x 16 x 24	2100 x 400 x 609,5	QNN_-EM842416C	2,014
78 x 16 x 24	1950 x 400 x 609,5	QNN_-EM782416C	1,960
72 x 16 x 24	1800 x 400 x 609,5	QNN_-EM722416C	1,805
66 x 16 x 24	1650 x 400 x 609,5	QNN_-EM662416C	1,751
60 x 16 x 24	1500 x 400 x 609,5	QNN_-EM602416C	1,682

**Specify the accent color (A, N, S).**

W x D x H (in)	W x D x H (mm)	Code	All Laminate (\$)
<b>16" H.</b>			
96 x 16 x 16	2400 x 400 x 406,5	QNN_-EM961616C	1,837
90 x 16 x 16	2250 x 400 x 406,5	QNN_-EM901616C	1,797
84 x 16 x 16	2100 x 400 x 406,5	QNN_-EM841616C	1,759
78 x 16 x 16	1950 x 400 x 406,5	QNN_-EM781616C	1,596
72 x 16 x 16	1800 x 400 x 406,5	QNN_-EM721616C	1,487
66 x 16 x 16	1650 x 400 x 406,5	QNN_-EM661616C	1,433
60 x 16 x 16	1500 x 400 x 406,5	QNN_-EM601616C	1,396


*Hanger bar included for wall-mount installation. 1 tone only.*


W x D x H (in)	W x D x H (mm)	Code	All Laminate (\$)
<b>32" H. Adjustable shelves.</b>			
96 x 15 x 32	2400 x 381 x 813	QNNN-EM963216	1,907
90 x 15 x 32	2250 x 381 x 813	QNNN-EM903216	1,837
84 x 15 x 32	2100 x 381 x 813	QNNN-EM843216	1,797
78 x 15 x 32	1950 x 381 x 813	QNNN-EM783216	1,704
72 x 15 x 32	1800 x 381 x 813	QNNN-EM723216	1,565
66 x 15 x 32	1650 x 381 x 813	QNNN-EM663216	1,517
60 x 15 x 32	1500 x 381 x 813	QNNN-EM603216	1,448
54 x 15 x 32	1350 x 381 x 813	QNNN-EM543216	1,185
48 x 15 x 32	1200 x 381 x 813	QNNN-EM483216	1,131
42 x 15 x 32	1050 x 381 x 813	QNNN-EM423216	1,076
36 x 15 x 32	900 x 381 x 813	QNNN-EM363216	1,007


**Specify the accent color (A, N, S).**


W x D x H (in)	W x D x H (mm)	Code	All Laminate (\$)
<b>24" H. Adjustable shelves.</b>			
96 x 15 x 24	2400 x 381 x 609,5	QNNN-EM962416	1,759
90 x 15 x 24	2250 x 381 x 609,5	QNNN-EM902416	1,692
84 x 15 x 24	2100 x 381 x 609,5	QNNN-EM842416	1,637
78 x 15 x 24	1950 x 381 x 609,5	QNNN-EM782416	1,590
72 x 15 x 24	1800 x 381 x 609,5	QNNN-EM722416	1,441
66 x 15 x 24	1650 x 381 x 609,5	QNNN-EM662416	1,396
60 x 15 x 24	1500 x 381 x 609,5	QNNN-EM602416	1,331
54 x 15 x 24	1350 x 381 x 609,5	QNNN-EM542416	1,094
48 x 15 x 24	1200 x 381 x 609,5	QNNN-EM482416	1,038
42 x 15 x 24	1050 x 381 x 609,5	QNNN-EM422416	993
36 x 15 x 24	900 x 381 x 609,5	QNNN-EM362416	946





	W x D x H (in)	W x D x H (mm)	Code	All Laminate (\$)
<b>Open wall-mounted hutches (cont'd)</b>	<i>16" H.</i>			
	96 x 15 x 16	2400 x 381 x 406,5	<b>QNNN-EM961616</b>	<b>1,448</b>
	90 x 15 x 16	2250 x 381 x 406,5	<b>QNNN-EM901616</b>	<b>1,411</b>
	84 x 15 x 16	2100 x 381 x 406,5	<b>QNNN-EM841616</b>	<b>1,371</b>
96" to 78": 6 open compartments.	78 x 15 x 16	1950 x 381 x 406,5	<b>QNNN-EM781616</b>	<b>1,326</b>
72" to 60": 4 open compartments.	72 x 15 x 16	1800 x 381 x 406,5	<b>QNNN-EM721616</b>	<b>1,116</b>
54" to 36": 2 open compartments.	66 x 15 x 16	1650 x 381 x 406,5	<b>QNNN-EM661616</b>	<b>1,076</b>
	60 x 15 x 16	1500 x 381 x 406,5	<b>QNNN-EM601616</b>	<b>1,013</b>
	54 x 15 x 16	1350 x 381 x 406,5	<b>QNNN-EM541616</b>	<b>823</b>
	48 x 15 x 16	1200 x 381 x 406,5	<b>QNNN-EM481616</b>	<b>782</b>
	42 x 15 x 16	1050 x 381 x 406,5	<b>QNNN-EM421616</b>	<b>737</b>
	36 x 15 x 16	900 x 381 x 406,5	<b>QNNN-EM361616</b>	<b>703</b>


	W x D x H (in)	W x D x H (mm)	Code	All Laminate (\$)
<b>Modular pedestal</b>	<i>2 box drawers, 1 file drawer with suspension bar. Pencil tray. Lock. Goes under a work surface. 1 tone only.</i>			
	15 x 18 x 28	388 x 448 x 713	<b>QNN_-P1518UFL</b>	<b>1,266</b>
	<b>Specify the accent color (A, S).</b>			

	W x D x H (in)	W x D x H (mm)	Code	All Laminate (\$)
<b>Modular pedestal</b>	<i>2 file drawers with suspension bars. Lock. Goes under a work surface. 1 tone only.</i>			
	15 x 18 x 28	388 x 448 x 713	<b>QNN_-P1518FFL</b>	<b>1,185</b>
	<b>Specify the accent color (A, S).</b>			


	W x D x H (in)	W x D x H (mm)	Code	All Laminate (\$)
<b>Modular lateral files</b>	<i>2 file drawers with suspension bars. Lock. Goes under a work surface. 1 tone only.</i>			
	36 x 18 x 28	900 x 448 x 713	<b>QNN_-1836LFL</b>	<b>1,471</b>
	30 x 18 x 28	750 x 448 x 713	<b>QNN_-1830LFL</b>	<b>1,425</b>
	<b>Specify the accent color (A, S).</b>			


	W x D x H (in)	W x D x H (mm)	Code	All Laminate (\$)
<b>Combined modular pedestals</b>	<i>2 box drawers, 2 file drawers with suspension bars. Pencil tray. Lock. Must be installed under a work surface. 1 tone only.</i>			
	36 x 18 x 28	900 x 448 x 713	<b>QNN_-1836COL</b>	<b>1,844</b>
	30 x 18 x 28	750 x 448 x 713	<b>QNN_-1830COL</b>	<b>1,698</b>
	<b>Specify the accent color (A, S).</b>			


	W x D x H (in)	W x D x H (mm)	Code	All Laminate (\$)
<b>Combined modular pedestals</b>	<i>2 box drawers, 2 file drawers with suspension bars. Pencil tray. Lock. Must be installed under a work surface. 1 tone only.</i>			
	36 x 18 x 28	900 x 448 x 713	<b>QNN_-C01836L</b>	<b>1,844</b>
	30 x 18 x 28	750 x 448 x 713	<b>QNN_-C01830L</b>	<b>1,698</b>
	<b>Specify the accent color (A, S).</b>			


	W x D x H (in)	W x D x H (mm)	Code	All Laminate (\$)
<b>Modular bookcase with doors</b>	<i>1 adjustable shelf. Lock. Must be installed under a work surface. 1 tone only.</i>			
	36 x 18 x 28	900 x 448 x 713	<b>QNN_-1836BL</b>	<b>1,293</b>
	30 x 18 x 28	750 x 448 x 713	<b>QNN_-1830BL</b>	<b>1,201</b>
	<b>Specify the accent color (A, S).</b>			


Door options: change N in the code prefix to:  
Lexan (L) / Translucent (T) add \$696, Metal (M) add \$851.


	W x D x H (in)	W x D x H (mm)	Code	All Laminate (\$)
<b>Mobile pedestals</b>	<i>1 box drawer and 1 file drawer with suspension bar. Pencil tray. Lock. Brakes on front casters. Fits under a work surface. 1 tone only.</i>			
	15 x 18 x 20 <sup>3</sup> / <sub>4</sub>	390 x 450 x 527	<b>QNN_-MP1518F</b>	<b>1,215</b>
	15 x 23 x 20 <sup>3</sup> / <sub>4</sub>	390 x 575 x 527	<b>QNN_-MP1523F</b>	<b>1,256</b>
	<b>Specify the accent color (A, S).</b>			

	W x D x H (in)	W x D x H (mm)	Code	All Laminate (\$)
<b>Mobile pedestals</b>	<i>2 box drawers, 1 file drawer with suspension bar. Pencil tray. Lock. Brakes on front casters. Fits under a work surface. 1 tone only.</i>			
	15 x 28 x 27	388 x 700 x 704	<b>QNN_-MP1528UF</b>	<b>1,357</b>
	15 x 18 x 27	388 x 448 x 704	<b>QNN_-MP1518UF</b>	<b>1,331</b>
	<b>Specify the accent color (A, S).</b>			


	W x D x H (in)	W x D x H (mm)	Code	All Laminate (\$)	HPL Surfaces (\$)
<b>Lateral file</b>	<i>2 file drawers with suspension bars. Lock. Optional counterweight to meet BIFMA Standards, refer to page 119.</i>				
	36 x 24 x 29 <sup>1</sup> / <sub>2</sub>	900 x 600 x 751	<b>Q_N_-2436LF</b>	<b>1,884</b>	<b>2,216</b>
	<b>Specify the surface type (5, 6). Specify the accent color (A, S).</b>				

	W x D x H (in)	W x D x H (mm)	Code	All Laminate (\$)	HPL Surfaces (\$)
<b>Combined pedestal</b>	<i>2 box drawers, 2 file drawers with suspension bars. Pencil tray. One lock for the two file drawers. Optional counterweight to meet BIFMA Standards, refer to page 119.</i>				
	36 x 24 x 29 <sup>1</sup> / <sub>2</sub>	900 x 600 x 751	<b>Q_N_-2436CO</b>	<b>2,084</b>	<b>2,643</b>
	<b>Specify the surface type (5, 6). Specify the accent color (A, S).</b>				


	W x D x H (in)	W x D x H (mm)	Code	All Laminate (\$)	HPL Surfaces (\$)
<b>Combined pedestal</b>	<i>2 box drawers, 2 file drawers with suspension bars. Pencil tray. One lock for the two file drawers. Optional counterweight to meet BIFMA Standards, refer to page 119.</i>				
	36 x 24 x 29 <sup>1</sup> / <sub>2</sub>	900 x 600 x 751	<b>Q_N_-C02436</b>	<b>2,084</b>	<b>2,643</b>
	<b>Specify the surface type (5, 6). Specify the accent color (A, S).</b>				

	W x D x H (in)	W x D x H (mm)	Code	All Laminate (\$)	HPL Surfaces (\$)
<b>Bookcase with doors</b>	<i>1 adjustable shelf. Lock.</i>				
	36 x 24 x 29 <sup>1</sup> / <sub>2</sub>	900 x 600 x 751	<b>Q_N_-2436B</b>	<b>1,682</b>	<b>1,978</b>
	<b>Specify the surface type (5,6). Specify the accent color (A, S).</b>				


Door options: change N in the code prefix to:  
Lexan (L) / Translucent (T) add \$696, Metal (M) add \$851.

	W x D x H (in)	W x D x H (mm)	Code	All Laminate (\$)
<b>Storage cabinets</b>	<i>Lock. 1 tone only. 81" H: 4 adjustable shelves, 1 fixed. 65"-73" H: 3 adjustable shelves, 1 fixed. 57" H: 3 adjustable shelves. 49" H: 2 adjustable shelves.</i>			
	36 x 24 x 81	900 x 600 x 2046	<b>QNN_-243681B</b>	<b>2,737</b>
	36 x 24 x 73	900 x 600 x 1843	<b>QNN_-243673B</b>	<b>2,565</b>
	36 x 24 x 65	900 x 600 x 1640	<b>QNN_-243665B</b>	<b>2,478</b>
	36 x 24 x 57	900 x 600 x 1437	<b>QNN_-243657B</b>	<b>2,309</b>
	36 x 24 x 49	900 x 600 x 1234	<b>QNN_-243649B</b>	<b>2,132</b>
	<b>Specify the accent color (A, S).</b>			

Door options: change N in the code prefix to:  
Lexan (L) / Translucent (T) add \$1,208, Metal (M) add \$1,318.

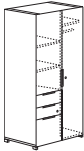
	W x D x H (in)	W x D x H (mm)	Code	All Laminate (\$)
<b>Wardrobe / storage cabinets</b>	<i>Lock. Clothes hanger bar and 1 fixed shelf on wardrobe side 15 5/8" W (399 mm). 81" H: 4 adjustable shelves, 1 fixed. 65"-73" H: 3 adjustable shelves, 1 fixed. 57" H: 3 adjustable shelves. 49" H: 2 adjustable shelves. 1 tone only.</i>			
	36 x 24 x 81	900 x 600 x 2046	<b>QNN_-243681BC</b>	<b>2,565</b>
	36 x 24 x 73	900 x 600 x 1843	<b>QNN_-243673BC</b>	<b>2,478</b>
	36 x 24 x 65	900 x 600 x 1640	<b>QNN_-243665BC</b>	<b>2,395</b>
	36 x 24 x 57	900 x 600 x 1437	<b>QNN_-243657BC</b>	<b>2,225</b>
	36 x 24 x 49	900 x 600 x 1234	<b>QNN_-243649BC</b>	<b>2,053</b>
	<b>Specify the accent color (A, S).</b>			

Door options: change N in the code prefix to:  
Lexan (L) / Translucent (T) add \$1,208, Metal (M) add \$1,318.

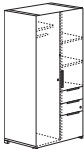
	W x D x H (in)	W x D x H (mm)	Code	All Laminate (\$)
<b>Storage cabinets with lateral file</b>	<i>Lock on file drawers only. Suspension bars. 81" H: 3 adjustable shelves. 65"-73" H: 2 adjustable shelves. 57"-49" H: 1 adjustable shelf. 1 tone only.</i>			
	36 x 24 x 81	900 x 600 x 2046	<b>QNN_-243681LFB</b>	<b>3,215</b>
	36 x 24 x 73	900 x 600 x 1843	<b>QNN_-243673LFB</b>	<b>2,988</b>
	36 x 24 x 65	900 x 600 x 1640	<b>QNN_-243665LFB</b>	<b>2,797</b>
	36 x 24 x 57	900 x 600 x 1437	<b>QNN_-243657LFB</b>	<b>2,573</b>
	36 x 24 x 49	900 x 600 x 1234	<b>QNN_-243649LFB</b>	<b>2,366</b>
	<b>Specify the accent color (A, S).</b>			

Door options: change N in the code prefix to:  
Lexan (L) / Translucent (T) add \$851, Metal (M) add \$1,084.

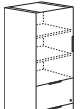


	W x D x H (in)	W x D x H (mm)	Code	All Laminate (\$)
<b>Wardrobe / storage cabinets</b> 	<i>2 box drawers, 1 file drawer with suspension bar. Clothes hanger bar and 1 fixed shelf on wardrobe side 18 3/8" W (468 mm). One lock for drawers and one lock on full-height door. 81" H: 3 adjustable shelves. 65"-73" H: 2 adjustable shelves. 1 tone only.</i>			
	36 x 24 x 81	900 x 600 x 2046	<b>QNN_-243681UFB</b>	<b>3,403</b>
	36 x 24 x 73	900 x 600 x 1843	<b>QNN_-243673UFB</b>	<b>3,194</b>
	36 x 24 x 65	900 x 600 x 1640	<b>QNN_-243665UFB</b>	<b>2,976</b>

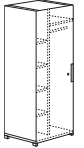
Door options: change N in the code prefix to:  
Lexan (L) / Translucent (T) add \$1,007, Metal (M) add \$1,201.

	W x D x H (in)	W x D x H (mm)	Code	All Laminate (\$)
<b>Wardrobe / storage cabinets</b> 	<i>2 box drawers, 1 file drawer with suspension bar. Clothes hanger bar and 1 fixed shelf on wardrobe side 18 3/8" W (468 mm). One lock for drawers and one lock on full-height door. 81" H: 3 adjustable shelves. 65"-73" H: 2 adjustable shelves. 1 tone only.</i>			
	36 x 24 x 81	900 x 600 x 2046	<b>QNN_-243681BUF</b>	<b>3,403</b>
	36 x 24 x 73	900 x 600 x 1843	<b>QNN_-243673BUF</b>	<b>3,194</b>
	36 x 24 x 65	900 x 600 x 1640	<b>QNN_-243665BUF</b>	<b>2,976</b>

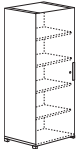
Door options: change N in the code prefix to:  
Lexan (L) / Translucent (T) add \$1,007, Metal (M) add \$1,201.

	W x D x H (in)	W x D x H (mm)	Code	All Laminate (\$)
<b>Storage cabinets with lateral file</b> 	<i>One lock for file drawers. Suspension bars. Reversible door. 81" H: 3 adjustable shelves. 65"-73" H: 2 adjustable shelves. 1 tone only.</i>			
	24 x 24 x 81	600 x 600 x 2046	<b>QNN_-242481FB</b>	<b>2,560</b>
	24 x 24 x 73	600 x 600 x 1843	<b>QNN_-242473FB</b>	<b>2,448</b>
	24 x 24 x 65	600 x 600 x 1640	<b>QNN_-242465FB</b>	<b>2,355</b>

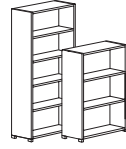
Door options: change N in the code prefix to:  
Lexan (L) / Translucent (T) add \$422, Metal (M) add \$533.

	W x D x H (in)	W x D x H (mm)	Code	All Laminate (\$)
<b>Wardrobe / storage cabinets</b> 	<i>Clothes hanger bar and 1 fixed shelf on wardrobe side 9 3/4" W (249 mm). Lock. Reversible door. 81" H: 5 adjustable shelves. 65"-73" H: 4 adjustable shelves. 57" H: 3 adjustable shelves. 49" H: 2 adjustable shelves. 1 tone only.</i>			
	24 x 24 x 81	600 x 600 x 2046	<b>QNN_-242481BC_</b>	<b>1,924</b>
	24 x 24 x 73	600 x 600 x 1843	<b>QNN_-242473BC_</b>	<b>1,837</b>
	24 x 24 x 65	600 x 600 x 1640	<b>QNN_-242465BC_</b>	<b>1,751</b>
	24 x 24 x 57	600 x 600 x 1437	<b>QNN_-242457BC_</b>	<b>1,659</b>
	24 x 24 x 49	600 x 600 x 1234	<b>QNN_-242449BC_</b>	<b>1,572</b>


Door options: change N in the code prefix to:  
Lexan (L) / Translucent (T) add \$620, Metal (M) add \$774.

	W x D x H (in)	W x D x H (mm)	Code	All Laminate (\$)
<b>Storage cabinets</b> 	<i>Lock. Reversible door. 81" H: 5 adjustable shelves. 65"-73" H: 4 adjustable shelves. 57" H: 3 adjustable shelves. 49" H: 2 adjustable shelves. 1 tone only.</i>			
	24 x 24 x 81	600 x 600 x 2046	<b>QNN_-242481B_</b>	<b>1,924</b>
	24 x 24 x 73	600 x 600 x 1843	<b>QNN_-242473B_</b>	<b>1,837</b>
	24 x 24 x 65	600 x 600 x 1640	<b>QNN_-242465B_</b>	<b>1,751</b>
	24 x 24 x 57	600 x 600 x 1437	<b>QNN_-242457B_</b>	<b>1,659</b>
	24 x 24 x 49	600 x 600 x 1234	<b>QNN_-242449B_</b>	<b>1,572</b>

Door options: change N in the code prefix to:  
Lexan (L) / Translucent (T) add \$620, Metal (M) add \$774.


	W x D x H (in)	W x D x H (mm)	Code	All Laminate (\$)
<b>Open bookcases</b> 	<i>81" H: 4 adjustable shelves, 1 fixed at 29" H. 73" H: 3 adjustable shelves, 1 fixed at 29" H. 65" H: 4 adjustable shelves. 57" H: 3 adjustable shelves. 49" H: 2 adjustable shelves. 1 tone only.</i>			
	36 x 15 x 81	900 x 381 x 2046	<b>QNN_-B368116</b>	<b>1,512</b>
	36 x 15 x 73	900 x 381 x 1834	<b>QNN_-B367316</b>	<b>1,418</b>
	36 x 15 x 65	900 x 381 x 1640	<b>QNN_-B366516</b>	<b>1,312</b>
	36 x 15 x 57	900 x 381 x 1437	<b>QNN_-B365716</b>	<b>1,225</b>
	36 x 15 x 49	900 x 381 x 1234	<b>QNN_-B364916</b>	<b>1,131</b>

Specify the accent color (A, S).

	W x D x H (in)	W x D x H (mm)	Code	All Laminate (\$)
<b>Left personal bookcases</b> 	<i>1 box drawer, 2 file drawers with suspension bars. Adjustable shelf 57" H only. Wardrobe with clothes hanger bar 7 1/4" W (187 mm). Lock for the two file drawers. Lock on door. 1 tone only.</i>			
	24 x 24 x 57	600 x 600 x 1437	<b>QNN_-PB242457</b>	<b>3,036</b>
	24 x 24 x 49	600 x 600 x 1234	<b>QNN_-PB242449</b>	<b>2,905</b>

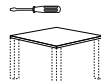
Specify the accent color (A, S).

Door options: change N in the code prefix to:  
Lexan (L) / Translucent (T) add \$311, Metal (M) add \$465.

	W x D x H (in)	W x D x H (mm)	Code	All Laminate (\$)
<b>Right personal bookcases</b> 	<i>1 box drawer, 2 file drawers with suspension bars. Adjustable shelf 57" H only. Wardrobe with clothes hanger bar 7 1/4" W (187 mm). Lock for the two file drawers. Lock on door. 1 tone only.</i>			
	24 x 24 x 57	600 x 600 x 1437	<b>QNN_-P242457B</b>	<b>3,036</b>
	24 x 24 x 49	600 x 600 x 1234	<b>QNN_-P242449B</b>	<b>2,905</b>

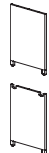
Specify the accent color (A, S).

Door options: change N in the code prefix to:  
Lexan (L) / Translucent (T) add \$311, Metal (M) add \$465.


	W x D x H (in)	W x D x H (mm)	Code	All Laminate (\$)	HPL Surfaces (\$)
<b>Tables</b> 	<i>3" square steel legs (carton of 4).</i>				
	48 x 48 x 1 1/2	1200 x 1200 x 38	<b>Q_M_-SQ48</b>	<b>2,132</b>	<b>2,441</b>
	42 x 42 x 1 1/2	1050 x 1050 x 38	<b>Q_M_-SQ42</b>	<b>2,001</b>	<b>2,254</b>

Specify the surface type (5, 6). Specify the accent color (A, S).

Packaged in 2 boxes.

	W x D x H (in)	W x D x H (mm)	Code	All Laminate (\$)	HPL Surfaces (\$)
<b>Additional full-width legs</b> 	<i>Full-width leg without wire access. 1 tone only</i>				
	30 x 1 x 27 1/2	748 x 25 x 698	<b>QNN_-L30</b>	—	<b>209</b>
	24 x 1 x 27 1/2	598 x 25 x 698	<b>QNN_-L24</b>	—	<b>195</b>
	<i>Full-width leg with wiring access. 1 tone only.</i>				
	30 x 1 x 27 1/2	748 x 25 x 698	<b>QNN_-L30D</b>	—	<b>209</b>
	24 x 1 x 27 1/2	598 x 25 x 698	<b>QNN_-L24D</b>	—	<b>195</b>

Specify the accent color (A, S).

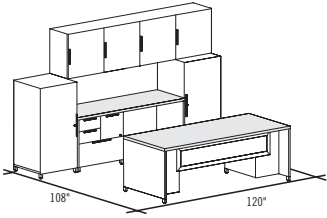
	W x D x H (in)	W x D x H (mm)	Code	All Laminate (\$)	HPL Surfaces (\$)
<b>Additional recessed leg</b> 	13 x 1 x 27 1/2	340 x 25 x 698	<b>QNN_-L12</b>	—	<b>162</b>

Specify the accent color (A, S).



# SUGGESTIONS

## Q \_\_\_-PLAN01



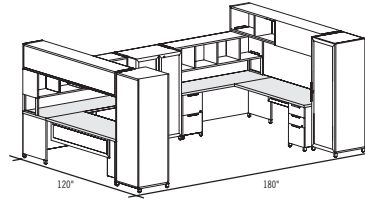
Plan shown in Quad Brochure:

**Q5TS-PLAN01** **\$12,902**

- 1 Q5TS-UFM3684FF
- 1 Q5NS-DT2472A
- 1 QNNS-1830COL
- 1 QNNS-242449BL
- 1 QNNS-242449BR
- 1 QNNS-E962416P
- 1 QNNS-HBZ
- 1 QNNS-HBS

Storage with Translucent doors (N), Translucent modesty panel (T), Silver accent (S).

## Q \_\_\_-PLAN04



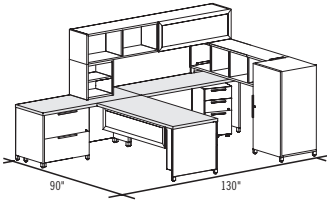
Plan shown in Quad Brochure:

**Q5TS-PLAN04** **\$27,880**

- 2 Q5NS-DT2472A
- 1 Q5TS-R3072UFM
- 1 Q5TS-UFM3072R
- 2 QNNS-P1518FFL
- 1 QNTS-242481BCL
- 1 QNTS-242481BCR
- 1 QNTS-243657B
- 2 QNNS-E962416C
- 2 QNNN-E722416
- 4 QNNS-HBU
- 1 QNNS-HB90R
- 1 QNNS-HB90L
- 2 QNNS-HSM12

Storage with Translucent doors (T), hutches with Laminate doors (N), Silver accent (S). Translucent modesty panel (T).

## Q \_\_\_-PLAN02



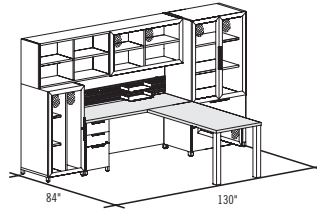
Plan shown in Quad Brochure:

**Q5MA-PLAN02** **\$14,427**

- 1 Q5TS-UFM3066R
- 2 Q5NS-DT2466B
- 1 QNNS-1830LFL
- 1 QNNS-MP1518UF
- 1 QNNN-SDVB1820
- 1 QNNS-242449BR
- 1 QNNN-E661616
- 1 QNTS-E841616C
- 1 QNNS-HBS
- 1 QNNS-HBU
- 1 QNNS-HSM4
- 1 QNNN-HB90L

Storage with Laminate door (N), hutches with Translucent doors (T), Translucent modesty panel (T), Silver accent (S).

## Q \_\_\_-PLAN05



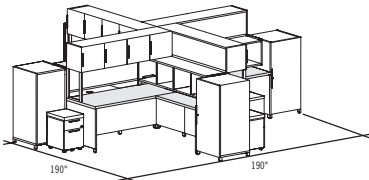
Plan shown in Quad Brochure:

**Q5TS-PLAN05** **\$15,380**

- 1 Q5MA-BUM3060
- 1 Q5NA-DT3072AQ
- 1 QNMA-242449BCL
- 1 QNMA-243673LFB
- 1 QNMA-E962416C
- 1 QNNA-P1518UFL
- 1 QNNA-HBS
- 1 QNNA-HBU
- 1 LGC-RA72A
- 1 LGC-SUPACA
- 2 LGC-RPT14A
- 1 LGC-RAS12A

Metal doors (M), Metal modesty panel (M), Anthracite Grey accent (A).

## Q \_\_\_-PLAN03



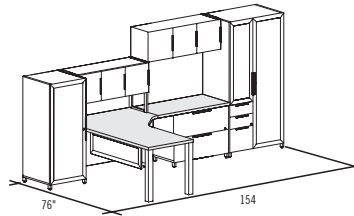
Plan shown in Quad Brochure:

**Q5TS-PLAN03** **\$36,729**

- 4 Q5NS-DT3072A
- 4 Q5NN-R2442S
- 4 QNNS-E721616P
- 4 QNNN-E721616
- 4 QNNS-242449BR
- 4 QNNS-MP1518UF
- 4 LGC-CU1518
- 4 QNNS-HSM20
- 4 QNNS-HBU
- 4 QNNS-HSM4
- 4 QNNN-HB90L

Laminate doors (N), Silver accent (S).

## Q \_\_\_-PLAN06



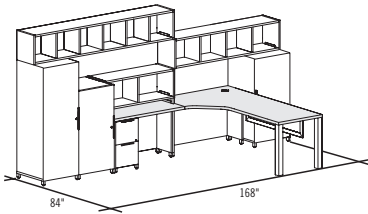
Plan shown in Quad Brochure:

**Q5TS-PLAN06** **\$15,195**

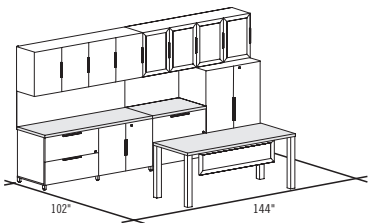
- 1 Q5TS-CBM784824Q
- 1 Q5NS-DT2448B
- 1 QNTS-243673UFB
- 1 QNNS-1836LFL
- 1 QNTS-242457BL
- 2 QNNN-E481616P
- 2 QNNS-HBU
- 1 QNNS-HBZ
- 1 QNNS-HSM12

Storage with Translucent doors (T), hutches with Laminate doors (N), Translucent modesty panel (T), Silver accent (S).

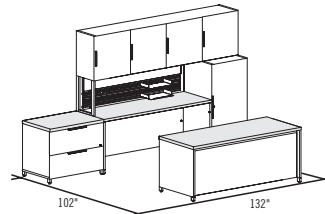
# SUGGESTIONS

**Q \_\_\_-PLAN07**

*Plan shown in Quad Brochure:*
**Q5TS-PLAN07** **\$14,646**

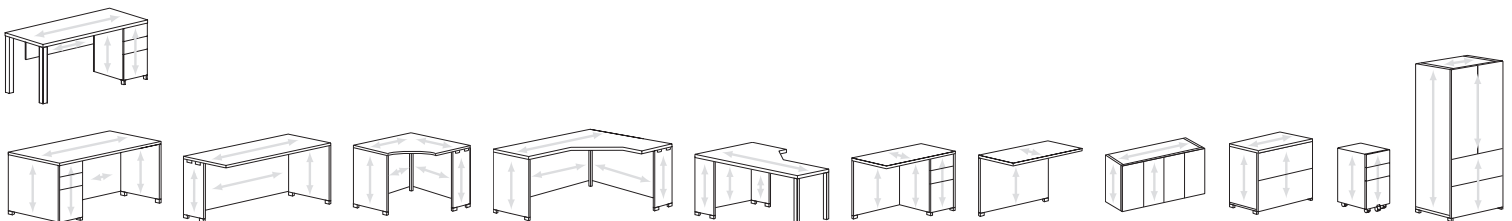
- 1 Q5TS-C4884BM24Q
- 1 Q5NS-DT2448B
- 1 QNNS-P1518FFL
- 1 QNNS-242449BL
- 1 QNNS-242465BCL
- 1 QNNS-242449BR
- 1 QNNN-E961616
- 1 QNNN-E481616
- 1 QNNN-E721616
- 2 QNNS-HBS
- 2 QNNS-HBZ
- 1 QNNS-HBU
- 1 QNNS-HSM4

**Storage with Laminate doors (N), Translucent modesty panel (T), Silver accent (S).**
**Q \_\_\_-PLAN08**

*Plan shown in Quad Brochure:*
**Q5TS-PLAN08** **\$16,123**

- 1 Q5TS-RTM3072Q
- 1 Q5NS-LF2472B
- 1 Q5NS-2436LF
- 1 QNNS-243649B
- 1 QNTS-EM722416P
- 1 QNNS-EM722416P
- 1 LGC-TK7221M
- 1 LGC-TK3621M

**1 hutch with Translucent doors (T) and 1 hutch and storage with Laminate doors (N), Translucent modesty panel (T), Silver accent (S).**
**Q \_\_\_-PLAN09**

*Plan shown in Quad Brochure:*
**Q5TS-PLAN05** **\$12,544**

- 1 Q5NS-UF3072FF
- 1 Q5NS-DT2472A
- 1 Q5NS-2436LF
- 1 QNNS-242449BCR
- 1 QNNS-E962416P
- 1 QNNS-HSM20
- 1 QNNS-HBS
- 1 LGC-SUPALS
- 1 LGC-TK7208S
- 1 LGC-RA72S
- 2 LGC-RPT14S
- 1 LGC-RAS12S

**Laminate doors (N), Silver accent (S).**
**TYPICAL WOOD GRAIN DIRECTION FOR QUAD:**



# MORPHEO

## EDGEBANDING

Furniture with 1" and 1½" (25 and 38 mm) thick tops.

Furniture with 1½" (38 mm) thick tops.

### N Edge



Smooth, 1/16" (1,5 mm) thick edge.

The N edge is matched with the finish specified for the surface.

### Textured 1 Edge



Textured, 1/8" (3 mm) thick edge.

The textured 1 and 2 edges are available (and in matching color) ONLY when a ATH, BUC, CCL, CER, DCH, ERH, HRG, HZN, RAS, SAH or TOM wood grain finish is specified for the surface.

### Textured 2 Edge



## HANDLES



A – Arcade



C – Cubic



K – Classic




W – Waterfall

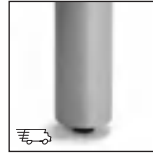


Z – Straight

## LEGS




Q – Square



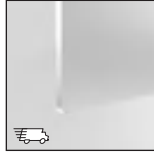
V – Round

## ALUMINUM KICKPLATE



M – Anodized Aluminum

## MODESTY PANELS / DOOR INSERTS

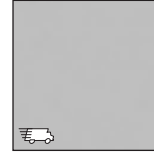


T – Translucent




X – Matrix

## ACCENT COLORS



S – Silver



A – Anthracite Grey

Exception: Furniture with doors or aluminum kickplate are available in Silver anodized aluminum only.

## CODIFICATION

Series	Options			
	Thickness	Edgebanding	Handles / Legs	Accent color
M	1 Thermofused laminate 1" 2 High-pressure laminate 1" 5 Thermofused laminate 1½" 6 High-pressure laminate 1½"	N Smooth edge 1 Textured edge 2 Textured edge	A Arcade C Cubic K Classic W Waterfall Z Straight Q Square leg V Round leg	A Anthracite Grey S Silver

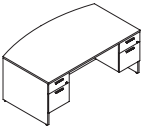
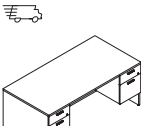
## LACASSE QUICKSHIP PROGRAM\*

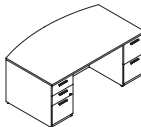
Products and suggested layouts identified by this pictogram are part of the Lacasse quick delivery program.

Please refer to page 3 for complete program details.

\* Due to current market conditions, always refer to our Lead-Time Guide for a confirmation of our current Lacasse QuickShip lead-times.



	W x D x H (in)	W x D x H (mm)	Code	All Laminate (\$)	HPL Surfaces (\$)
<b>Double pedestals bow front desks</b> 	2 pedestals with locks. 2 box drawers and 2 file drawers with suspension bars. Pencil tray. Recessed, full-height modesty panel.				
	72 x 42 x 29 7/8	1800 x 1050 x 744	M_N__-F4272FA	2,580	3,015
	66 x 36 x 29 7/8	1650 x 900 x 744	M_N__-F3666FA	2,408	2,813
Aluminum kickplate option: specify M at the end of the code, add \$233.	72 x 42 x 29 7/8	1800 x 1050 x 757	M____-F4272FA	2,899	3,403
	66 x 36 x 29 7/8	1650 x 900 x 757	M____-F3666FA	2,727	3,203
<b>Double pedestal desks</b> 	2 pedestals with locks. 2 box drawers and 2 file drawers with suspension bars. Pencil tray. Recessed, full-height modesty panel.				
	72 x 36 x 29 7/8	1800 x 900 x 744	M_N__-F3672F	2,177	2,612
	66 x 30 x 29 7/8	1650 x 750 x 744	M_N__-F3066F	2,007	2,408
60 x 30 x 29 7/8	1500 x 750 x 744	M_N__-F3060F	1,931	2,301	
Specify the surface type (1, 2). Edge N. Specify the handle code (A, C, K, W, Z). Specify the accent color (A, S).					

	W x D x H (in)	W x D x H (mm)	Code	All Laminate (\$)	HPL Surfaces (\$)
<b>Double pedestal desks (cont'd)</b>	72 x 36 x 29 7/8	1800 x 900 x 757	M____-F3672F	2,494	2,998
	66 x 30 x 29 7/8	1650 x 750 x 757	M____-F3066F	2,325	2,797
Aluminum kickplate option: specify M at the end of the code, add \$233.	60 x 30 x 29 7/8	1500 x 750 x 757	M____-F3060F	2,239	2,689
Specify the surface type (5, 6). Specify the edge (N, 1, 2). Specify the handle code (A, C, K, W, Z). Specify the accent color (A, S).					
<b>Double pedestals bow front desks – low profile</b> 	2 pedestals with locks. 2 box drawers and 3 file drawers with suspension bars. Pencil tray. Recessed, full-height modesty panel.				
	72 x 42 x 29 7/8	1800 x 1050 x 744	M_N__-UF4272FFA	3,092	3,533
	66 x 36 x 29 7/8	1650 x 900 x 744	M_N__-UF3666FFA	2,930	3,333
Specify the surface type (1, 2). Edge N. Specify the handle code (A, C, K, W, Z). Specify the accent color (A, S).					
Aluminum kickplate option: specify M at the end of the code, add \$233.	72 x 42 x 29 7/8	1800 x 1050 x 757	M____-UF4272FFA	3,409	3,914
	66 x 36 x 29 7/8	1650 x 900 x 757	M____-UF3666FFA	3,240	3,705
Specify the surface type (5, 6). Specify the edge (N, 1, 2). Specify the handle code (A, C, K, W, Z). Specify the accent color (A, S).					

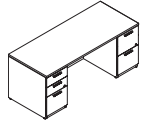


All Laminate (\$)  
HPL Surfaces (\$)



All Laminate (\$)  
HPL Surfaces (\$)

**Double pedestal desks – low profile**



Aluminum kickplate option: specify M at the end of the code, add \$233.

2 pedestals with locks. 2 box drawers and 3 file drawers with suspension bars. Pencil tray. Recessed, full-height modesty panel.

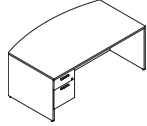
W x D x H (in)	W x D x H (mm)	Code	All Laminate (\$)	HPL Surfaces (\$)
72 x 36 x 29 3/8	1800 x 900 x 744	M_N__-UF3672FF	2,689	3,131
66 x 30 x 29 3/8	1650 x 750 x 744	M_N__-UF3066FF	2,526	2,930
60 x 30 x 29 3/8	1500 x 750 x 744	M_N__-UF3060FF	2,434	2,821

Specify the surface type (1, 2). Edge N. Specify the handle code (A, C, K, W, Z). Specify the accent color (A, S).

W x D x H (in)	W x D x H (mm)	Code	All Laminate (\$)	HPL Surfaces (\$)
72 x 36 x 29 3/8	1800 x 900 x 757	M____-UF3672FF	3,008	3,510
66 x 30 x 29 3/8	1650 x 750 x 757	M____-UF3066FF	2,836	3,301
60 x 30 x 29 3/8	1500 x 750 x 757	M____-UF3060FF	2,750	3,209

Specify the surface type (5, 6). Specify the edge (N, 1, 2). Specify the handle code (A, C, K, W, Z). Specify the accent color (A, S).

**Left single pedestals bow front desks**



Aluminum kickplate option: specify M at the end of the code, add \$233.

1 pedestal on left with lock. 1 box drawer and 1 file drawer with suspension bar. Pencil tray. Recessed, full-height modesty panel.

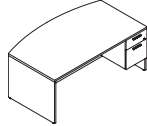
W x D x H (in)	W x D x H (mm)	Code	All Laminate (\$)	HPL Surfaces (\$)
72 x 42 x 29 3/8	1800 x 1050 x 744	M_N_-F4272SA	2,155	2,504
66 x 36 x 29 3/8	1650 x 900 x 744	M_N_-F3666SA	1,983	2,295

Specify the surface type (1, 2). Edge N. Specify the handle code (A, C, K, W, Z). Specify the accent color (A, S).

W x D x H (in)	W x D x H (mm)	Code	All Laminate (\$)	HPL Surfaces (\$)
72 x 42 x 29 3/8	1800 x 900 x 757	M____-F4272SA	2,434	2,843
66 x 36 x 29 3/8	1650 x 750 x 757	M____-F3666SA	2,261	2,643

Specify the surface type (5, 6). Specify the edge (N, 1, 2). Specify the handle code (A, C, K, W, Z). Specify the accent color (A, S).

**Right single pedestal bow front desks**



Aluminum kickplate option: specify M at the end of the code, add \$233.

1 pedestal on right with lock. 1 box drawer and 1 file drawer with suspension bar. Pencil tray. Recessed, full-height modesty panel.

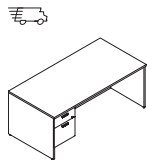
W x D x H (in)	W x D x H (mm)	Code	All Laminate (\$)	HPL Surfaces (\$)
72 x 42 x 29 3/8	1800 x 1050 x 744	M_N_-S4272FA	2,155	2,504
66 x 36 x 29 3/8	1650 x 900 x 744	M_N_-S3666FA	1,983	2,295

Specify the surface type (1, 2). Edge N. Specify the handle code (A, C, K, W, Z). Specify the accent color (A, S).

W x D x H (in)	W x D x H (mm)	Code	All Laminate (\$)	HPL Surfaces (\$)
72 x 42 x 29 3/8	1800 x 900 x 757	M____-S4272FA	2,434	2,843
66 x 36 x 29 3/8	1650 x 750 x 757	M____-S3666FA	2,261	2,643

Specify the surface type (5, 6). Specify the edge (N, 1, 2). Specify the handle code (A, C, K, W, Z). Specify the accent color (A, S).

**Left single pedestal desks**



Aluminum kickplate option: specify M at the end of the code, add \$233.

1 pedestal on left with lock. 1 box drawer and 1 file drawer with suspension bar. Pencil tray. Recessed, full-height modesty panel.

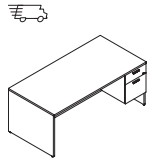
W x D x H (in)	W x D x H (mm)	Code	All Laminate (\$)	HPL Surfaces (\$)
72 x 36 x 29 3/8	1800 x 900 x 744	M_N_-F3672S	1,751	2,100
66 x 30 x 29 3/8	1650 x 750 x 744	M_N_-F3066S	1,577	1,891
60 x 30 x 29 3/8	1500 x 750 x 744	M_N_-F3060S	1,497	1,797

Specify the surface type (1, 2). Edge N. Specify the handle code (A, C, K, W, Z). Specify the accent color (A, S).

W x D x H (in)	W x D x H (mm)	Code	All Laminate (\$)	HPL Surfaces (\$)
72 x 36 x 29 3/8	1800 x 900 x 757	M____-F3672S	2,030	2,441
66 x 30 x 29 3/8	1650 x 750 x 757	M____-F3066S	1,860	2,239
60 x 30 x 29 3/8	1500 x 750 x 757	M____-F3060S	1,791	2,145

Specify the surface type (5, 6). Specify the edge (N, 1, 2). Specify the handle code (A, C, K, W, Z). Specify the accent color (A, S).

**Right single pedestal desks**



Aluminum kickplate option: specify M at the end of the code, add \$233.

1 pedestal on right with lock. 1 box drawer and 1 file drawer with suspension bar. Pencil tray. Recessed, full-height modesty panel.

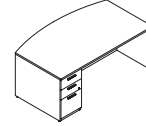
W x D x H (in)	W x D x H (mm)	Code	All Laminate (\$)	HPL Surfaces (\$)
72 x 36 x 29 3/8	1800 x 900 x 744	M_N_-S3672F	1,751	2,100
66 x 30 x 29 3/8	1650 x 750 x 744	M_N_-S3066F	1,577	1,891
60 x 30 x 29 3/8	1500 x 750 x 744	M_N_-S3060F	1,497	1,797

Specify the surface type (1, 2). Edge N. Specify the handle code (A, C, K, W, Z). Specify the accent color (A, S).

W x D x H (in)	W x D x H (mm)	Code	All Laminate (\$)	HPL Surfaces (\$)
72 x 36 x 29 3/8	1800 x 900 x 757	M____-S3672F	2,030	2,441
66 x 30 x 29 3/8	1650 x 750 x 757	M____-S3066F	1,860	2,239
60 x 30 x 29 3/8	1500 x 750 x 757	M____-S3060F	1,791	2,145

Specify the surface type (5, 6). Specify the edge (N, 1, 2). Specify the handle code (A, C, K, W, Z). Specify the accent color (A, S).

**Left single pedestals bow front desks – low profile**



Aluminum kickplate option: specify M at the end of the code, add \$233.

1 pedestal on left with lock. 2 box drawers and 1 file drawer with suspension bar. Pencil tray. Recessed, full-height modesty panel.

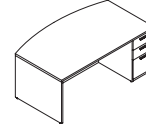
W x D x H (in)	W x D x H (mm)	Code	All Laminate (\$)	HPL Surfaces (\$)
72 x 42 x 29 3/8	1800 x 1050 x 744	M_N__-UF4272SA	2,408	2,767
66 x 36 x 29 3/8	1650 x 900 x 744	M_N__-UF3666SA	2,239	2,560

Specify the surface type (1, 2). Edge N. Specify the handle code (A, C, K, W, Z). Specify the accent color (A, S).

W x D x H (in)	W x D x H (mm)	Code	All Laminate (\$)	HPL Surfaces (\$)
72 x 42 x 29 3/8	1800 x 1050 x 757	M____-UF4272SA	2,689	3,103
66 x 36 x 29 3/8	1650 x 900 x 757	M____-UF3666SA	2,526	2,899

Specify the surface type (5, 6). Specify the edge (N, 1, 2). Specify the handle code (A, C, K, W, Z). Specify the accent color (A, S).

**Right single pedestal bow front desks – low profile**



Aluminum kickplate option: specify M at the end of the code, add \$233.

1 pedestal on right with lock. 2 box drawers and 1 file drawer with suspension bar. Pencil tray. Recessed, full-height modesty panel.

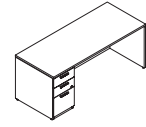
W x D x H (in)	W x D x H (mm)	Code	All Laminate (\$)	HPL Surfaces (\$)
72 x 42 x 29 3/8	1800 x 1050 x 744	M_N__-S4272UFA	2,408	2,767
66 x 36 x 29 3/8	1650 x 900 x 744	M_N__-S3666UFA	2,239	2,560

Specify the surface type (1, 2). Edge N. Specify the handle code (A, C, K, W, Z). Specify the accent color (A, S).

W x D x H (in)	W x D x H (mm)	Code	All Laminate (\$)	HPL Surfaces (\$)
72 x 42 x 29 3/8	1800 x 1050 x 757	M____-S4272UFA	2,689	3,103
66 x 36 x 29 3/8	1650 x 900 x 757	M____-S3666UFA	2,526	2,899

Specify the surface type (5, 6). Specify the edge (N, 1, 2). Specify the handle code (A, C, K, W, Z). Specify the accent color (A, S).

**Left single pedestal desks – low profile**



Aluminum kickplate option: specify M at the end of the code, add \$233.

1 pedestal on left with lock. 2 box drawers and 1 file drawer with suspension bar. Pencil tray. Recessed, full-height modesty panel.

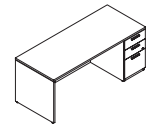
W x D x H (in)	W x D x H (mm)	Code	All Laminate (\$)	HPL Surfaces (\$)
72 x 36 x 29 3/8	1800 x 900 x 744	M_N__-UF3672S	2,007	2,366
66 x 30 x 29 3/8	1650 x 750 x 744	M_N__-UF3066S	1,837	2,155
60 x 30 x 29 3/8	1500 x 750 x 744	M_N__-UF3060S	1,751	2,047

Specify the surface type (1, 2). Edge N. Specify the handle code (A, C, K, W, Z). Specify the accent color (A, S).

W x D x H (in)	W x D x H (mm)	Code	All Laminate (\$)	HPL Surfaces (\$)
72 x 36 x 29 3/8	1800 x 900 x 757	M____-UF3672S	2,285	2,697
66 x 30 x 29 3/8	1650 x 750 x 757	M____-UF3066S	2,125	2,494
60 x 30 x 29 3/8	1500 x 750 x 757	M____-UF3060S	2,037	2,401

Specify the surface type (5, 6). Specify the edge (N, 1, 2). Specify the handle code (A, C, K, W, Z). Specify the accent color (A, S).

**Right single pedestal desks – low profile**



Aluminum kickplate option: specify M at the end of the code, add \$233.

1 pedestal on right with lock. 2 box drawers and 1 file drawer with suspension bar. Pencil tray. Recessed, full-height modesty panel.

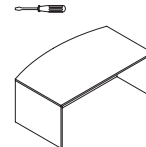
W x D x H (in)	W x D x H (mm)	Code	All Laminate (\$)	HPL Surfaces (\$)
72 x 36 x 29 3/8	1800 x 900 x 744	M_N__-S3672UF	2,007	2,366
66 x 30 x 29 3/8	1650 x 750 x 744	M_N__-S3066UF	1,837	2,155
60 x 30 x 29 3/8	1500 x 750 x 744	M_N__-S3060UF	1,751	2,047

Specify the surface type (1, 2). Edge N. Specify the handle code (A, C, K, W, Z). Specify the accent color (A, S).

W x D x H (in)	W x D x H (mm)	Code	All Laminate (\$)	HPL Surfaces (\$)
72 x 36 x 29 3/8	1800 x 900 x 757	M____-S3672UF	2,285	2,697
66 x 30 x 29 3/8	1650 x 750 x 757	M____-S3066UF	2,125	2,494
60 x 30 x 29 3/8	1500 x 750 x 757	M____-S3060UF	2,037	2,401

Specify the surface type (5, 6). Specify the edge (N, 1, 2). Specify the handle code (A, C, K, W, Z). Specify the accent color (A, S).

**Bow front desk shells**



Aluminum kickplate option: specify M at the end of the code, add \$233.

Recessed, full-height modesty panel. Can accommodate 1 or 2 pedestals.

W x D x H (in)	W x D x H (mm)	Code	All Laminate (\$)	HPL Surfaces (\$)
72 x 42 x 29 3/8	1800 x 1050 x 744	M_NNN-TDM4272A	1,637	2,091
66 x 36 x 29 3/8	1650 x 900 x 744	M_NNN-TDM3666A	1,471	1,937

Specify the surface type (1, 2). Edge N.

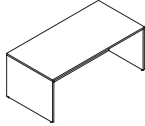
W x D x H (in)	W x D x H (mm)	Code	All Laminate (\$)	HPL Surfaces (\$)
72 x 42 x 29 3/8	1800 x 1050 x 757	M_NNN-TDM4272A	1,805	2,339
66 x 36 x 29 3/8	1650 x 900 x 757	M_NNN-TDM3666A	1,643	2,177

Specify the surface type (5, 6). Specify the edge (N, 1, 2).



All Laminate (\$)  
HPL Surfaces (\$)

**Rectangular desk shells**



Aluminum kickplate option: specify M at the end of the code, add \$233.

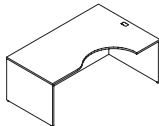
W x D x H (in)	W x D x H (mm)	Code	All Laminate (\$)	HPL Surfaces (\$)
<i>Recessed, full-height modesty panel. Can accommodate 1 or 2 pedestals.</i>				
72 x 36 x 29 <sup>3</sup> / <sub>8</sub>	1800 x 900 x 744	M_NNN-TDM3672	1,155	1,612
66 x 30 x 29 <sup>3</sup> / <sub>8</sub>	1650 x 750 x 744	M_NNN-TDM3066	1,024	1,433
60 x 30 x 29 <sup>3</sup> / <sub>8</sub>	1500 x 750 x 744	M_NNN-TDM3060	982	1,379

Specify the surface type (1, 2). Edge N.

72 x 36 x 29 <sup>3</sup> / <sub>8</sub>	1800 x 900 x 757	M__NN-TDM3672	1,326	1,852
66 x 30 x 29 <sup>3</sup> / <sub>8</sub>	1650 x 750 x 757	M__NN-TDM3066	1,194	1,671
60 x 30 x 29 <sup>3</sup> / <sub>8</sub>	1500 x 750 x 757	M__NN-TDM3060	1,155	1,612

Specify the surface type (5, 6). Specify the edge (N, 1, 2).

**Left corner desks**



Aluminum kickplate option: specify M at the end of the code, add \$233.

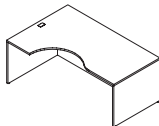
W x D x H (in)	W x D x H (mm)	Code	All Laminate (\$)	HPL Surfaces (\$)
<i>Recessed, full-height modesty panel. Can accommodate 1 pedestal. 1 grommet.</i>				
72 x 48 x 29 <sup>3</sup> / <sub>8</sub>	1800 x 1200 x 744	M_NN-CDM724818	1,418	2,132
66 x 48 x 29 <sup>3</sup> / <sub>8</sub>	1650 x 1200 x 744	M_NN-CDM664818	1,331	2,001

Specify the surface type (1, 2). Edge N. Specify the accent color (A, S).

72 x 48 x 29 <sup>3</sup> / <sub>8</sub>	1800 x 1200 x 757	M__N-CDM724818	1,619	2,434
66 x 48 x 29 <sup>3</sup> / <sub>8</sub>	1650 x 1200 x 757	M__N-CDM664818	1,543	2,301

Specify the surface type (5, 6). Specify the edge (N, 1, 2). Specify the accent color (A, S).

**Right corner desks**



Aluminum kickplate option: specify M at the end of the code, add \$233.

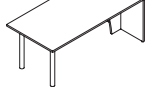
W x D x H (in)	W x D x H (mm)	Code	All Laminate (\$)	HPL Surfaces (\$)
<i>Recessed, full-height modesty panel. Can accommodate 1 pedestal. 1 grommet.</i>				
72 x 48 x 29 <sup>3</sup> / <sub>8</sub>	1800 x 1200 x 744	M_NN-CDM184872	1,418	2,132
66 x 48 x 29 <sup>3</sup> / <sub>8</sub>	1650 x 1200 x 744	M_NN-CDM184866	1,331	2,001

Specify the surface type (1, 2). Edge N. Specify the accent color (A, S).

72 x 48 x 29 <sup>3</sup> / <sub>8</sub>	1800 x 1200 x 757	M__N-CDM184872	1,619	2,434
66 x 48 x 29 <sup>3</sup> / <sub>8</sub>	1650 x 1200 x 757	M__N-CDM184866	1,543	2,301

Specify the surface type (5, 6). Specify the edge (N, 1, 2). Specify the accent color (A, S).

**Rectangular tables**



Packaged in 2 boxes.

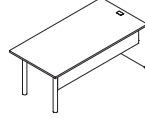
W x D x H (in)	W x D x H (mm)	Code	All Laminate (\$)	HPL Surfaces (\$)
<i>2 steel legs. 1 grommet.</i>				
72 x 36 x 29 <sup>3</sup> / <sub>8</sub>	1800 x 900 x 744	M_N_-RT3672	1,137	1,596
72 x 30 x 29 <sup>3</sup> / <sub>8</sub>	1800 x 750 x 744	M_N_-RT3072	1,071	1,517
66 x 30 x 29 <sup>3</sup> / <sub>8</sub>	1650 x 750 x 744	M_N_-RT3066	1,038	1,460
60 x 30 x 29 <sup>3</sup> / <sub>8</sub>	1500 x 750 x 744	M_N_-RT3060	1,013	1,425

Specify the surface type (1, 2). Edge N. Specify the leg code (Q, V). Specify the accent color (A, S).

72 x 36 x 29 <sup>3</sup> / <sub>8</sub>	1800 x 900 x 757	M___-RT3672	1,448	2,030
72 x 30 x 29 <sup>3</sup> / <sub>8</sub>	1800 x 750 x 757	M___-RT3072	1,389	1,937
66 x 30 x 29 <sup>3</sup> / <sub>8</sub>	1650 x 750 x 757	M___-RT3066	1,331	1,860
60 x 30 x 29 <sup>3</sup> / <sub>8</sub>	1500 x 750 x 757	M___-RT3060	1,284	1,810

Specify the surface type (5, 6). Specify the edge (N, 1, 2). Specify the leg code (Q, V). Specify the accent color (A, S).

**Rectangular tables with laminate modesty panel**



Packaged in 2 boxes.

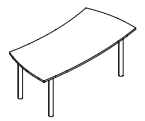
W x D x H (in)	W x D x H (mm)	Code	All Laminate (\$)	HPL Surfaces (\$)
<i>Reversible. Half-height laminate modesty panel. 2 steel legs. 1 grommet.</i>				
72 x 36 x 29 <sup>3</sup> / <sub>8</sub>	1800 x 900 x 744	M_N_-RTM3672	1,194	1,650
72 x 30 x 29 <sup>3</sup> / <sub>8</sub>	1800 x 750 x 744	M_N_-RTM3072	1,147	1,565
66 x 30 x 29 <sup>3</sup> / <sub>8</sub>	1650 x 750 x 744	M_N_-RTM3066	1,094	1,517
60 x 30 x 29 <sup>3</sup> / <sub>8</sub>	1500 x 750 x 744	M_N_-RTM3060	1,071	1,471

Specify the surface type (1, 2). Edge N. Specify the leg code (Q, V). Specify the accent color (A, S).

72 x 36 x 29 <sup>3</sup> / <sub>8</sub>	1800 x 900 x 757	M___-RTM3672	1,517	2,091
72 x 30 x 29 <sup>3</sup> / <sub>8</sub>	1800 x 750 x 757	M___-RTM3072	1,433	1,983
66 x 30 x 29 <sup>3</sup> / <sub>8</sub>	1650 x 750 x 757	M___-RTM3066	1,389	1,907
60 x 30 x 29 <sup>3</sup> / <sub>8</sub>	1500 x 750 x 757	M___-RTM3060	1,341	1,860

Specify the surface type (5, 6). Specify the edge (N, 1, 2). Specify the leg code (Q, V). Specify the accent color (A, S).

**Rainbow tables**



Packaged in 2 boxes.

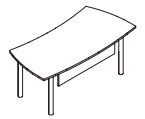
W x D x H (in)	W x D x H (mm)	Code	All Laminate (\$)	HPL Surfaces (\$)
<i>4 steel legs.</i>				
72 x 36 x 29 <sup>3</sup> / <sub>8</sub>	1800 x 900 x 744	M_N_-RBT3672	1,411	1,978
66 x 36 x 29 <sup>3</sup> / <sub>8</sub>	1650 x 900 x 744	M_N_-RBT3666	1,233	1,729
60 x 30 x 29 <sup>3</sup> / <sub>8</sub>	1500 x 750 x 744	M_N_-RBT3060	1,178	1,596

Specify the surface type (1, 2). Edge N. Specify the leg code (Q, V). Specify the accent color (A, S).

72 x 36 x 29 <sup>3</sup> / <sub>8</sub>	1800 x 900 x 757	M___-RBT3672	1,543	2,155
66 x 36 x 29 <sup>3</sup> / <sub>8</sub>	1650 x 900 x 757	M___-RBT3666	1,479	2,084
60 x 30 x 29 <sup>3</sup> / <sub>8</sub>	1500 x 750 x 757	M___-RBT3060	1,389	1,867

Specify the surface type (5, 6). Specify the edge (N, 1, 2). Specify the leg code (Q, V). Specify the accent color (A, S).

**Rainbow tables with modesty panel**



Modesty panel options, change M to:  
T Translucent, add \$387;  
X Matrix, add \$620.  
Packaged in 2 boxes.

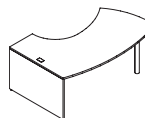
W x D x H (in)	W x D x H (mm)	Code	All Laminate (\$)	HPL Surfaces (\$)
<i>Half-height laminate modesty panel. 4 steel legs.</i>				
72 x 36 x 29 <sup>3</sup> / <sub>8</sub>	1800 x 900 x 744	M_N_-RBTM3672	1,665	2,233
66 x 36 x 29 <sup>3</sup> / <sub>8</sub>	1650 x 900 x 744	M_N_-RBTM3666	1,479	1,983
60 x 30 x 29 <sup>3</sup> / <sub>8</sub>	1500 x 750 x 744	M_N_-RBTM3060	1,433	1,852

Specify the surface type (1, 2). Edge N. Specify the leg code (Q, V). Specify the accent color (A, S).

72 x 36 x 29 <sup>3</sup> / <sub>8</sub>	1800 x 900 x 757	M___-RBTM3672	1,797	2,408
66 x 36 x 29 <sup>3</sup> / <sub>8</sub>	1650 x 900 x 757	M___-RBTM3666	1,744	2,339
60 x 30 x 29 <sup>3</sup> / <sub>8</sub>	1500 x 750 x 757	M___-RBTM3060	1,643	2,132

Specify the surface type (5, 6). Specify the edge (N, 1, 2). Specify the leg code (Q, V). Specify the accent color (A, S).

**Left ellipse tables**



Packaged in 2 boxes.


W x D x H (in)	W x D x H (mm)	Code	All Laminate (\$)	HPL Surfaces (\$)
<i>2 steel legs. 1 grommet.</i>				
72 x 48 x 29 <sup>3</sup> / <sub>8</sub>	1800 x 1200 x 744	M_N_-CT724818	1,704	2,395
66 x 48 x 29 <sup>3</sup> / <sub>8</sub>	1650 x 1200 x 744	M_N_-CT664818	1,665	2,332
60 x 48 x 29 <sup>3</sup> / <sub>8</sub>	1500 x 1200 x 744	M_N_-CT604818	1,619	2,271

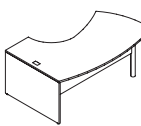
Specify the surface type (1, 2). Edge N. Specify the leg code (Q, V). Specify the accent color (A, S).

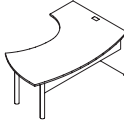
72 x 48 x 29 <sup>3</sup> / <sub>8</sub>	1800 x 1200 x 757	M___-CT724818	2,091	2,936
66 x 48 x 29 <sup>3</sup> / <sub>8</sub>	1650 x 1200 x 757	M___-CT664818	2,025	2,836
60 x 48 x 29 <sup>3</sup> / <sub>8</sub>	1500 x 1200 x 757	M___-CT604818	1,960	2,743

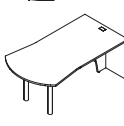
Specify the surface type (5, 6). Specify the edge (N, 1, 2). Specify the leg code (Q, V). Specify the accent color (A, S).

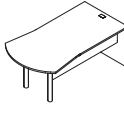


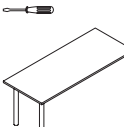
	W x D x H (in)	W x D x H (mm)	Code	All Laminate (\$)	HPL Surfaces (\$)
<b>Right ellipse tables</b>	<i>2 steel legs. 1 grommet.</i>				
	72 x 48 x 29 <sup>3</sup> / <sub>8</sub>	1800 x 1200 x 744	M_N_--CT184872	1,704	2,395
	66 x 48 x 29 <sup>3</sup> / <sub>8</sub>	1650 x 1200 x 744	M_N_--CT184866	1,665	2,332
	60 x 48 x 29 <sup>3</sup> / <sub>8</sub>	1500 x 1200 x 744	M_N_--CT184860	1,619	2,271
	<b>Specify the surface type (1, 2). Edge N. Specify the leg code (Q, V). Specify the accent color (A, S).</b>				
	72 x 48 x 29 <sup>3</sup> / <sub>8</sub>	1800 x 1200 x 757	M_---CT184872	2,091	2,936
	66 x 48 x 29 <sup>3</sup> / <sub>8</sub>	1650 x 1200 x 757	M_---CT184866	2,025	2,836
	60 x 48 x 29 <sup>3</sup> / <sub>8</sub>	1500 x 1200 x 757	M_---CT184860	1,960	2,743
	<b>Specify the surface type (5, 6). Specify the edge (N, 1, 2). Specify the leg code (Q, V). Specify the accent color (A, S).</b>				

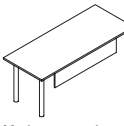
	W x D x H (in)	W x D x H (mm)	Code	All Laminate (\$)	HPL Surfaces (\$)
<b>Left ellipse tables with laminate modesty panel</b>	<i>Half-height laminate modesty panel. 2 steel legs. 1 grommet.</i>				
	72 x 48 x 29 <sup>3</sup> / <sub>8</sub>	1800 x 1200 x 744	M_N_--CTM724818	1,797	2,472
	66 x 48 x 29 <sup>3</sup> / <sub>8</sub>	1650 x 1200 x 744	M_N_--CTM664818	1,751	2,417
	60 x 48 x 29 <sup>3</sup> / <sub>8</sub>	1500 x 1200 x 744	M_N_--CTM604818	1,704	2,366
	<b>Specify the surface type (1, 2). Edge N. Specify the leg code (Q, V). Specify the accent color (A, S).</b>				
	72 x 48 x 29 <sup>3</sup> / <sub>8</sub>	1800 x 1200 x 757	M_---CTM724818	2,177	3,015
	66 x 48 x 29 <sup>3</sup> / <sub>8</sub>	1650 x 1200 x 757	M_---CTM664818	2,107	2,930
	60 x 48 x 29 <sup>3</sup> / <sub>8</sub>	1500 x 1200 x 757	M_---CTM604818	2,037	2,830
	<b>Specify the surface type (5, 6). Specify the edge (N, 1, 2). Specify the leg code (Q, V). Specify the accent color (A, S).</b>				

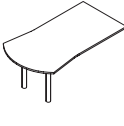
	W x D x H (in)	W x D x H (mm)	Code	All Laminate (\$)	HPL Surfaces (\$)
<b>Right ellipse tables with laminate modesty panel</b>	<i>Half-height laminate modesty panel. 2 steel legs. 1 grommet.</i>				
	72 x 48 x 29 <sup>3</sup> / <sub>8</sub>	1800 x 1200 x 744	M_N_--CTM184872	1,797	2,472
	66 x 48 x 29 <sup>3</sup> / <sub>8</sub>	1650 x 1200 x 744	M_N_--CTM184866	1,751	2,417
	60 x 48 x 29 <sup>3</sup> / <sub>8</sub>	1500 x 1200 x 744	M_N_--CTM184860	1,704	2,366
	<b>Specify the surface type (1, 2). Edge N. Specify the leg code (Q, V). Specify the accent color (A, S).</b>				
	72 x 48 x 29 <sup>3</sup> / <sub>8</sub>	1800 x 1200 x 757	M_---CTM184872	2,177	3,015
	66 x 48 x 29 <sup>3</sup> / <sub>8</sub>	1650 x 1200 x 757	M_---CTM184866	2,107	2,930
	60 x 48 x 29 <sup>3</sup> / <sub>8</sub>	1500 x 1200 x 757	M_---CTM184860	2,037	2,830
	<b>Specify the surface type (5, 6). Specify the edge (N, 1, 2). Specify the leg code (Q, V). Specify the accent color (A, S).</b>				


	W x D x H (in)	W x D x H (mm)	Code	All Laminate (\$)	HPL Surfaces (\$)
<b>Y-shape tables</b>	<i>2 steel legs. 1 grommet.</i>				
	72 x 42 x 29 <sup>3</sup> / <sub>8</sub>	1800 x 1050 x 744	M_N_--YT3672	1,331	1,867
	66 x 42 x 29 <sup>3</sup> / <sub>8</sub>	1650 x 1050 x 744	M_N_--YT3666	1,293	1,819
	60 x 42 x 29 <sup>3</sup> / <sub>8</sub>	1500 x 1050 x 744	M_N_--YT3660	1,266	1,776
	<b>Specify the surface type (1, 2). Edge N. Specify the leg code (Q, V). Specify the accent color (A, S).</b>				
	72 x 42 x 29 <sup>3</sup> / <sub>8</sub>	1800 x 1050 x 757	M_---YT3672	1,704	2,395
	66 x 42 x 29 <sup>3</sup> / <sub>8</sub>	1650 x 1050 x 757	M_---YT3666	1,659	2,325
	60 x 42 x 29 <sup>3</sup> / <sub>8</sub>	1500 x 1050 x 757	M_---YT3660	1,605	2,254
	<b>Specify the surface type (5, 6). Specify the edge (N, 1, 2). Specify the leg code (Q, V). Specify the accent color (A, S).</b>				

	W x D x H (in)	W x D x H (mm)	Code	All Laminate (\$)	HPL Surfaces (\$)
<b>Y-shape tables with modesty panel</b>	<i>Reversible. Half-height laminate modesty panel. 2 steel legs. 1 grommet.</i>				
	72 x 42 x 29 <sup>3</sup> / <sub>8</sub>	1800 x 1050 x 744	M_N_--YTM3672	1,403	1,944
	66 x 42 x 29 <sup>3</sup> / <sub>8</sub>	1650 x 1050 x 744	M_N_--YTM3666	1,371	1,884
	60 x 42 x 29 <sup>3</sup> / <sub>8</sub>	1500 x 1050 x 744	M_N_--YTM3660	1,331	1,844
	<b>Specify the surface type (1, 2). Edge N. Specify the leg code (Q, V). Specify the accent color (A, S).</b>				
	72 x 42 x 29 <sup>3</sup> / <sub>8</sub>	1800 x 1050 x 757	M_---YTM3672	1,776	2,453
	66 x 42 x 29 <sup>3</sup> / <sub>8</sub>	1650 x 1050 x 757	M_---YTM3666	1,729	2,395
	60 x 42 x 29 <sup>3</sup> / <sub>8</sub>	1500 x 1050 x 757	M_---YTM3660	1,671	2,325
	<b>Specify the surface type (5, 6). Specify the edge (N, 1, 2). Specify the leg code (Q, V). Specify the accent color (A, S).</b>				

	W x D x H (in)	W x D x H (mm)	Code	All Laminate (\$)	HPL Surfaces (\$)
<b>Rectangular surfaces</b>	<i>2 steel legs. Reinforcement bar included with 60" long surfaces (1" thick top only).</i>				
	72 x 36 x 29 <sup>3</sup> / <sub>8</sub>	1800 x 900 x 744	M_N_--RS3672	1,116	1,479
	72 x 30 x 29 <sup>3</sup> / <sub>8</sub>	1800 x 750 x 744	M_N_--RS3072	955	1,271
	66 x 30 x 29 <sup>3</sup> / <sub>8</sub>	1650 x 750 x 744	M_N_--RS3066	890	1,225
	60 x 30 x 29 <sup>3</sup> / <sub>8</sub>	1500 x 750 x 744	M_N_--RS3060	851	1,178
	<b>Specify the surface type (1, 2). Edge N. Specify the leg code (Q, V). Specify the accent color (A, S).</b>				
	72 x 36 x 29 <sup>3</sup> / <sub>8</sub>	1800 x 900 x 757	M_---RS3672	1,194	1,671
	72 x 30 x 29 <sup>3</sup> / <sub>8</sub>	1800 x 750 x 757	M_---RS3072	1,116	1,550
	66 x 30 x 29 <sup>3</sup> / <sub>8</sub>	1650 x 750 x 757	M_---RS3066	1,084	1,524
	60 x 30 x 29 <sup>3</sup> / <sub>8</sub>	1500 x 750 x 757	M_---RS3060	1,038	1,460
	<b>Specify the surface type (5, 6). Specify the edge (N, 1, 2). Specify the leg code (Q, V). Specify the accent color (A, S).</b>				

	W x D x H (in)	W x D x H (mm)	Code	All Laminate (\$)	HPL Surfaces (\$)
<b>Rectangular surfaces with modesty panel</b>	<i>Reversible. Half-height laminate modesty panel. 2 steel legs. Reinforcement bar included with 60" long surfaces (1" thick top only).</i>				
	72 x 36 x 29 <sup>3</sup> / <sub>8</sub>	1800 x 900 x 744	M_N_--RSM3672	1,371	1,744
	72 x 30 x 29 <sup>3</sup> / <sub>8</sub>	1800 x 750 x 744	M_N_--RSM3072	1,201	1,536
	66 x 30 x 29 <sup>3</sup> / <sub>8</sub>	1650 x 750 x 744	M_N_--RSM3066	1,164	1,479
	60 x 30 x 29 <sup>3</sup> / <sub>8</sub>	1500 x 750 x 744	M_N_--RSM3060	1,124	1,441
	<b>Specify the surface type (1, 2). Edge N. Specify the leg code (Q, V). Specify the accent color (A, S).</b>				
	72 x 36 x 29 <sup>3</sup> / <sub>8</sub>	1800 x 900 x 757	M_---RSM3672	1,448	1,937
	72 x 30 x 29 <sup>3</sup> / <sub>8</sub>	1800 x 750 x 757	M_---RSM3072	1,371	1,805
	66 x 30 x 29 <sup>3</sup> / <sub>8</sub>	1650 x 750 x 757	M_---RSM3066	1,341	1,776
	60 x 30 x 29 <sup>3</sup> / <sub>8</sub>	1500 x 750 x 757	M_---RSM3060	1,293	1,717
	<b>Specify the surface type (5, 6). Specify the edge (N, 1, 2). Specify the leg code (Q, V). Specify the accent color (A, S).</b>				

	W x D x H (in)	W x D x H (mm)	Code	All Laminate (\$)	HPL Surfaces (\$)
<b>Y-shape surfaces</b>	<i>2 steel legs.</i>				
	72 x 42 x 29 <sup>3</sup> / <sub>8</sub>	1800 x 1050 x 744	M_N_--YS3672	1,155	1,744
	66 x 42 x 29 <sup>3</sup> / <sub>8</sub>	1650 x 1050 x 744	M_N_--YS3666	993	1,396
	60 x 42 x 29 <sup>3</sup> / <sub>8</sub>	1500 x 1050 x 744	M_N_--YS3660	960	1,341
	<b>Specify the surface type (1, 2). Edge N. Specify the leg code (Q, V). Specify the accent color (A, S).</b>				
	72 x 42 x 29 <sup>3</sup> / <sub>8</sub>	1800 x 1050 x 757	M_---YS3672	1,403	1,968
	66 x 42 x 29 <sup>3</sup> / <sub>8</sub>	1650 x 1050 x 757	M_---YS3666	1,348	1,891
	60 x 42 x 29 <sup>3</sup> / <sub>8</sub>	1500 x 1050 x 757	M_---YS3660	1,293	1,819
	<b>Specify the surface type (5, 6). Specify the edge (N, 1, 2). Specify the leg code (Q, V). Specify the accent color (A, S).</b>				

	W x D x H (in)	W x D x H (mm)	Code	All Laminate (\$)	HPL Surfaces (\$)
<b>Y-shape surfaces with modesty panel</b>	<i>Reversible. Half-height laminate modesty panel. 2 steel legs.</i>				
	72 x 42 x 29 <sup>3</sup> / <sub>8</sub>	1800 x 1050 x 744	M_N_--YSM3672	1,411	2,001
	66 x 42 x 29 <sup>3</sup> / <sub>8</sub>	1650 x 1050 x 744	M_N_--YSM3666	1,248	1,650
	60 x 42 x 29 <sup>3</sup> / <sub>8</sub>	1500 x 1050 x 744	M_N_--YSM3660	1,215	1,596
	<b>Specify the surface type (1, 2). Edge N. Specify the leg code (Q, V). Specify the accent color (A, S).</b>				
	72 x 42 x 29 <sup>3</sup> / <sub>8</sub>	1800 x 1050 x 757	M_---YSM3672	1,659	2,225
	66 x 42 x 29 <sup>3</sup> / <sub>8</sub>	1650 x 1050 x 757	M_---YSM3666	1,605	2,155
	60 x 42 x 29 <sup>3</sup> / <sub>8</sub>	1500 x 1050 x 757	M_---YSM3660	1,559	2,078
	<b>Specify the surface type (5, 6). Specify the edge (N, 1, 2). Specify the leg code (Q, V). Specify the accent color (A, S).</b>				



All Laminate (\$)  
HPL Surfaces (\$)

**Left boomerang surfaces**



Packaged in 2 boxes.

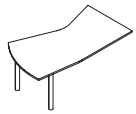
W x D x H (in)	W x D x H (mm)	Code	All Laminate (\$)	HPL Surfaces (\$)
<i>2 steel legs.</i>				
72 x 42 x 29 <sup>3</sup> / <sub>8</sub>	1800 x 1050 x 744	M_N__-BGS3672	1,124	1,698
66 x 42 x 29 <sup>3</sup> / <sub>8</sub>	1650 x 1050 x 744	M_N__-BGS3666	960	1,341
60 x 42 x 29 <sup>3</sup> / <sub>8</sub>	1500 x 1050 x 744	M_N__-BGS3660	923	1,293

Specify the surface type (1, 2). Edge N. Specify the leg code (Q, V).  
Specify the accent color (A, S).

72 x 42 x 29 <sup>3</sup> / <sub>8</sub>	1800 x 1050 x 757	M____-BGS3672	1,331	1,867
66 x 42 x 29 <sup>3</sup> / <sub>8</sub>	1650 x 1050 x 757	M____-BGS3666	1,278	1,797
60 x 42 x 29 <sup>3</sup> / <sub>8</sub>	1500 x 1050 x 757	M____-BGS3660	1,233	1,729

Specify the surface type (5, 6). Specify the edge (N, 1, 2). Specify the leg code (Q, V).  
Specify the accent color (A, S).

**Right boomerang surfaces**



Packaged in 2 boxes.

<i>2 steel legs.</i>				
72 x 42 x 29 <sup>3</sup> / <sub>8</sub>	1800 x 1050 x 744	M_N__-3672BGS	1,124	1,698
66 x 42 x 29 <sup>3</sup> / <sub>8</sub>	1650 x 1050 x 744	M_N__-3666BGS	960	1,341
60 x 42 x 29 <sup>3</sup> / <sub>8</sub>	1500 x 1050 x 744	M_N__-3660BGS	923	1,293

Specify the surface type (1, 2). Edge N. Specify the leg code (Q, V).  
Specify the accent color (A, S).

72 x 42 x 29 <sup>3</sup> / <sub>8</sub>	1800 x 1050 x 757	M____-3672BGS	1,331	1,867
66 x 42 x 29 <sup>3</sup> / <sub>8</sub>	1650 x 1050 x 757	M____-3666BGS	1,278	1,797
60 x 42 x 29 <sup>3</sup> / <sub>8</sub>	1500 x 1050 x 757	M____-3660BGS	1,233	1,729

Specify the surface type (5, 6). Specify the edge (N, 1, 2). Specify the leg code (Q, V).  
Specify the accent color (A, S).

**Left boomerang surfaces with modesty panel**



Modesty panel options, change M to:  
T Translucent, add \$387;  
X Matrix, add \$620.  
Packaged in 2 boxes.

<i>Half-height laminate modesty panel. 2 steel legs.</i>				
72 x 42 x 29 <sup>3</sup> / <sub>8</sub>	1800 x 1050 x 744	M_N__-BGS3672	1,379	1,960
66 x 42 x 29 <sup>3</sup> / <sub>8</sub>	1650 x 1050 x 744	M_N__-BGS3666	1,215	1,596
60 x 42 x 29 <sup>3</sup> / <sub>8</sub>	1500 x 1050 x 744	M_N__-BGS3660	1,178	1,559

Specify the surface type (1, 2). Edge N. Specify the leg code (Q, V).  
Specify the accent color (A, S).

72 x 42 x 29 <sup>3</sup> / <sub>8</sub>	1800 x 1050 x 757	M____-BGS3672	1,590	2,132
66 x 42 x 29 <sup>3</sup> / <sub>8</sub>	1650 x 1050 x 757	M____-BGS3666	1,543	2,047
60 x 42 x 29 <sup>3</sup> / <sub>8</sub>	1500 x 1050 x 757	M____-BGS3660	1,479	1,983

Specify the surface type (5, 6). Specify the edge (N, 1, 2). Specify the leg code (Q, V).  
Specify the accent color (A, S).

**Right boomerang surfaces with modesty panel**



Modesty panel options, change M to:  
T Translucent, add \$387;  
X Matrix, add \$620.  
Packaged in 2 boxes.

<i>Half-height laminate modesty panel. 2 steel legs.</i>				
72 x 42 x 29 <sup>3</sup> / <sub>8</sub>	1800 x 1050 x 744	M_N__-3672BGS	1,379	1,960
66 x 42 x 29 <sup>3</sup> / <sub>8</sub>	1650 x 1050 x 744	M_N__-3666BGS	1,215	1,596
60 x 42 x 29 <sup>3</sup> / <sub>8</sub>	1500 x 1050 x 744	M_N__-3660BGS	1,178	1,559

Specify the surface type (1, 2). Edge N. Specify the leg code (Q, V).  
Specify the accent color (A, S).

72 x 42 x 29 <sup>3</sup> / <sub>8</sub>	1800 x 1050 x 757	M____-3672BGS	1,590	2,132
66 x 42 x 29 <sup>3</sup> / <sub>8</sub>	1650 x 1050 x 757	M____-3666BGS	1,543	2,047
60 x 42 x 29 <sup>3</sup> / <sub>8</sub>	1500 x 1050 x 757	M____-3660BGS	1,479	1,983

Specify the surface type (5, 6). Specify the edge (N, 1, 2). Specify the leg code (Q, V).  
Specify the accent color (A, S).



All Laminate (\$)  
HPL Surfaces (\$)

**Left conference extensions**



Packaged in 2 boxes.

W x D x H (in)	W x D x H (mm)	Code	All Laminate (\$)	HPL Surfaces (\$)
<i>1 steel leg. 1 grommet.</i>				
48 x 48 x 29 <sup>3</sup> / <sub>8</sub>	1200 x 1200 x 744	M_N__-CE484824	1,001	1,215
48 x 42 x 29 <sup>3</sup> / <sub>8</sub>	1200 x 1050 x 744	M_N__-CE424824	976	1,164
48 x 36 x 29 <sup>3</sup> / <sub>8</sub>	1200 x 900 x 744	M_N__-CE364824	946	1,131
42 x 42 x 29 <sup>3</sup> / <sub>8</sub>	1050 x 1050 x 744	M_N__-CE424224	923	1,116
42 x 36 x 29 <sup>3</sup> / <sub>8</sub>	1050 x 900 x 744	M_N__-CE364224	914	1,071
36 x 36 x 29 <sup>3</sup> / <sub>8</sub>	900 x 900 x 744	M_N__-CE363624	877	1,007

Specify the surface type (1, 2). Edge N. Specify the leg code (Q, V).  
Specify the accent color (A, S).

48 x 48 x 29 <sup>3</sup> / <sub>8</sub>	1200 x 1200 x 757	M____-CE484824	1,239	1,425
48 x 42 x 29 <sup>3</sup> / <sub>8</sub>	1200 x 1050 x 757	M____-CE424824	1,185	1,348
48 x 36 x 29 <sup>3</sup> / <sub>8</sub>	1200 x 900 x 757	M____-CE364824	1,155	1,318
42 x 42 x 29 <sup>3</sup> / <sub>8</sub>	1050 x 1050 x 757	M____-CE424224	1,137	1,278
42 x 36 x 29 <sup>3</sup> / <sub>8</sub>	1050 x 900 x 757	M____-CE364224	1,094	1,215
36 x 36 x 29 <sup>3</sup> / <sub>8</sub>	900 x 900 x 757	M____-CE363624	1,030	1,147

Specify the surface type (5, 6). Specify the edge (N, 1, 2). Specify the leg code (Q, V).  
Specify the accent color (A, S).

**Right conference extensions**



Packaged in 2 boxes.

<i>1 steel leg. 1 grommet.</i>				
48 x 48 x 29 <sup>3</sup> / <sub>8</sub>	1200 x 1200 x 744	M_N__-CE244848	1,001	1,215
48 x 42 x 29 <sup>3</sup> / <sub>8</sub>	1200 x 1050 x 744	M_N__-CE244842	976	1,164
48 x 36 x 29 <sup>3</sup> / <sub>8</sub>	1200 x 900 x 744	M_N__-CE244836	946	1,131
42 x 42 x 29 <sup>3</sup> / <sub>8</sub>	1050 x 1050 x 744	M_N__-CE244242	923	1,116
42 x 36 x 29 <sup>3</sup> / <sub>8</sub>	1050 x 900 x 744	M_N__-CE244236	914	1,071
36 x 36 x 29 <sup>3</sup> / <sub>8</sub>	900 x 900 x 744	M_N__-CE243636	877	1,007

Specify the surface type (1, 2). Edge N. Specify the leg code (Q, V).  
Specify the accent color (A, S).

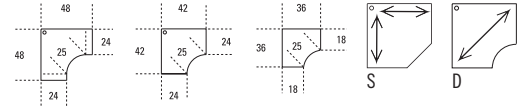
48 x 48 x 29 <sup>3</sup> / <sub>8</sub>	1200 x 1200 x 757	M____-CE244848	1,239	1,425
48 x 42 x 29 <sup>3</sup> / <sub>8</sub>	1200 x 1050 x 757	M____-CE244842	1,185	1,348
48 x 36 x 29 <sup>3</sup> / <sub>8</sub>	1200 x 900 x 757	M____-CE244836	1,155	1,318
42 x 42 x 29 <sup>3</sup> / <sub>8</sub>	1050 x 1050 x 757	M____-CE244242	1,137	1,278
42 x 36 x 29 <sup>3</sup> / <sub>8</sub>	1050 x 900 x 757	M____-CE244236	1,094	1,215
36 x 36 x 29 <sup>3</sup> / <sub>8</sub>	900 x 900 x 757	M____-CE243636	1,030	1,147

Specify the surface type (5, 6). Specify the edge (N, 1, 2). Specify the leg code (Q, V).  
Specify the accent color (A, S).

**Corner modules**



*Full-height modesty panel. 1 grommet.*



48 x 48 x 29 <sup>3</sup> / <sub>8</sub>	1200 x 1200 x 744	M_NN_-CM4824S	1,194	1,671
42 x 42 x 29 <sup>3</sup> / <sub>8</sub>	1050 x 1050 x 744	M_NN_-CM4224S	1,038	1,466
36 x 36 x 29 <sup>3</sup> / <sub>8</sub>	900 x 900 x 744	M_NN_-CM3618S	1,024	1,433

Specify the surface type (1, 2). Edge N. Specify the accent color (A, S).  
Diagonal wood grain: change S to D, add 10% to the price.

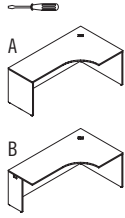
48 x 48 x 29 <sup>3</sup> / <sub>8</sub>	1200 x 1200 x 757	M_NN_-CM4824S	1,448	2,030
42 x 42 x 29 <sup>3</sup> / <sub>8</sub>	1050 x 1050 x 757	M_NN_-CM4224S	1,303	1,837
36 x 36 x 29 <sup>3</sup> / <sub>8</sub>	900 x 900 x 757	M_NN_-CM3618S	1,201	1,682

Specify the surface type (5, 6). Specify the edge (N, 1, 2). Specify the accent color (A, S).  
Diagonal wood grain: change S to D, add 10% to the price.

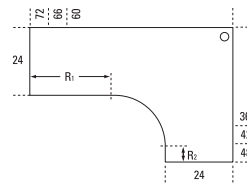


All Laminate (\$)  
HPL Surfaces (\$)

**Left extended corner modules – 24" D**



*Full-height modesty panel. 1 grommet.*



Surface	R1	R2
72"/48"	28 7/8"	5 1/4"
66"/48"	23"	5 1/4"
60"/48"	17 1/16"	5 1/4"
72"/42"	28 7/8"	0"
66"/42"	23"	0"
60"/42"	17 1/16"	0"
72"/36"	17 1/16"	0"
66"/36"	23 3/8"	0"
60"/36"	18"	0"

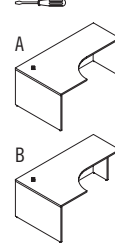
W x D x H (in)	W x D x H (mm)	Code	All Laminate (\$)	HPL Surfaces (\$)
72 x 48 x 29 3/8	1800 x 1200 x 744	M_NN_-CM724824_	1,643	2,295
66 x 48 x 29 3/8	1650 x 1200 x 744	M_NN_-CM664824_	1,559	2,177
60 x 48 x 29 3/8	1500 x 1200 x 744	M_NN_-CM604824_	1,466	2,053
72 x 42 x 29 3/8	1800 x 1050 x 744	M_NN_-CM724224_	1,559	2,177
66 x 42 x 29 3/8	1650 x 1050 x 744	M_NN_-CM664224_	1,466	2,053
60 x 42 x 29 3/8	1500 x 1050 x 744	M_NN_-CM604224_	1,389	1,944
72 x 36 x 29 3/8	1800 x 900 x 744	M_NN_-CM723624_	1,466	2,053
66 x 36 x 29 3/8	1650 x 900 x 744	M_NN_-CM663624_	1,318	1,844
60 x 36 x 29 3/8	1500 x 900 x 744	M_NN_-CM603624_	1,233	1,729

Specify the surface type (1, 2). Edge N. Specify the accent color (A, S).  
Specify panel legs (A, B).

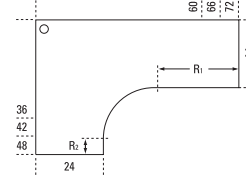
72 x 48 x 29 7/8	1800 x 1200 x 757	M_N_-CM724824_	1,891	2,660
66 x 48 x 29 7/8	1650 x 1200 x 757	M_N_-CM664824_	1,810	2,542
60 x 48 x 29 7/8	1500 x 1200 x 757	M_N_-CM604824_	1,729	2,417
72 x 42 x 29 7/8	1800 x 1050 x 757	M_N_-CM724224_	1,810	2,542
66 x 42 x 29 7/8	1650 x 1050 x 757	M_N_-CM664224_	1,729	2,417
60 x 42 x 29 7/8	1500 x 1050 x 757	M_N_-CM604224_	1,643	2,295
72 x 36 x 29 7/8	1800 x 900 x 757	M_N_-CM723624_	1,590	2,233
66 x 36 x 29 7/8	1650 x 900 x 757	M_N_-CM663624_	1,504	2,107
60 x 36 x 29 7/8	1500 x 900 x 757	M_N_-CM603624_	1,411	1,978

Specify the surface type (5, 6). Specify the edge (N, 1, 2). Specify the accent color (A, S). Specify panel legs (A, B).

**Right extended corner modules – 24" D**



*Full-height modesty panel. 1 grommet.*



Surface	R1	R2
72"/48"	28 7/8"	5 1/4"
66"/48"	23"	5 1/4"
60"/48"	17 1/16"	5 1/4"
72"/42"	28 7/8"	0"
66"/42"	23"	0"
60"/42"	17 1/16"	0"
72"/36"	17 1/16"	0"
66"/36"	23 3/8"	0"
60"/36"	18"	0"

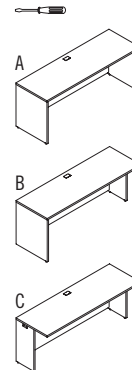
W x D x H (in)	W x D x H (mm)	Code	All Laminate (\$)	HPL Surfaces (\$)
72 x 48 x 29 3/8	1800 x 1200 x 744	M_NN_-CM487224_	1,643	2,295
66 x 48 x 29 3/8	1650 x 1200 x 744	M_NN_-CM486624_	1,559	2,177
60 x 48 x 29 3/8	1500 x 1200 x 744	M_NN_-CM486024_	1,466	2,053
72 x 42 x 29 3/8	1800 x 1050 x 744	M_NN_-CM427224_	1,559	2,177
66 x 42 x 29 3/8	1650 x 1050 x 744	M_NN_-CM426624_	1,466	2,053
60 x 42 x 29 3/8	1500 x 1050 x 744	M_NN_-CM426024_	1,389	1,944
72 x 36 x 29 3/8	1800 x 900 x 744	M_NN_-CM367224_	1,466	2,053
66 x 36 x 29 3/8	1650 x 900 x 744	M_NN_-CM366624_	1,318	1,844
60 x 36 x 29 3/8	1500 x 900 x 744	M_NN_-CM366024_	1,233	1,729

Specify the surface type (1, 2). Edge N. Specify the accent color (A, S).  
Specify panel legs (A, B).

72 x 48 x 29 7/8	1800 x 1200 x 757	M_N_-CM487224_	1,891	2,660
66 x 48 x 29 7/8	1650 x 1200 x 757	M_N_-CM486624_	1,810	2,542
60 x 48 x 29 7/8	1500 x 1200 x 757	M_N_-CM486024_	1,729	2,417
72 x 42 x 29 7/8	1800 x 1050 x 757	M_N_-CM427224_	1,810	2,542
66 x 42 x 29 7/8	1650 x 1050 x 757	M_N_-CM426624_	1,729	2,417
60 x 42 x 29 7/8	1500 x 1050 x 757	M_N_-CM426024_	1,643	2,295
72 x 36 x 29 7/8	1800 x 900 x 757	M_N_-CM367224_	1,590	2,233
66 x 36 x 29 7/8	1650 x 900 x 757	M_N_-CM366624_	1,504	2,107
60 x 36 x 29 7/8	1500 x 900 x 757	M_N_-CM366024_	1,411	1,978

Specify the surface type (5, 6). Specify the edge (N, 1, 2). Specify the accent color (A, S). Specify panel legs (A, B).

**Rectangular tables – 30" D**



*Full-height modesty panel. 1 grommet.*

W x D x H (in)	W x D x H (mm)	Code	All Laminate (\$)	HPL Surfaces (\$)
72 x 30 x 29 3/8	1800 x 750 x 744	M_NN_-DT3072_	1,100	1,550
66 x 30 x 29 3/8	1650 x 750 x 744	M_NN_-DT3066_	1,071	1,497
60 x 30 x 29 3/8	1500 x 750 x 744	M_NN_-DT3060_	1,013	1,425
54 x 30 x 29 3/8	1350 x 750 x 744	M_NN_-DT3054_	976	1,371
48 x 30 x 29 3/8	1200 x 750 x 744	M_NN_-DT3048_	923	1,116
42 x 30 x 29 3/8	1050 x 750 x 744	M_NN_-DT3042_	877	1,054
36 x 30 x 29 3/8	900 x 750 x 744	M_NN_-DT3036_	829	1,001
30 x 30 x 29 3/8	750 x 750 x 744	M_NN_-DT3030_	791	955
24 x 30 x 29 3/8	600 x 750 x 744	M_NN_-DT3024_	737	883

Specify the surface type (1, 2). Edge N. Specify the accent color (A, S).  
Specify panel legs (A, B, C).

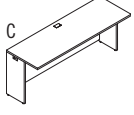
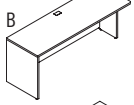
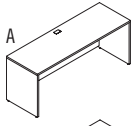
72 x 30 x 29 7/8	1800 x 750 x 757	M_N_-DT3072_	1,284	1,810
66 x 30 x 29 7/8	1650 x 750 x 757	M_N_-DT3066_	1,248	1,751
60 x 30 x 29 7/8	1500 x 750 x 757	M_N_-DT3060_	1,194	1,671
54 x 30 x 29 7/8	1350 x 750 x 757	M_N_-DT3054_	1,155	1,612
48 x 30 x 29 7/8	1200 x 750 x 757	M_N_-DT3048_	1,071	1,278
42 x 30 x 29 7/8	1050 x 750 x 757	M_N_-DT3042_	1,013	1,225
36 x 30 x 29 7/8	900 x 750 x 757	M_N_-DT3036_	976	1,172
30 x 30 x 29 7/8	750 x 750 x 757	M_N_-DT3030_	923	1,116
24 x 30 x 29 7/8	600 x 750 x 757	M_N_-DT3024_	877	1,054

Specify the surface type (5, 6). Specify the edge (N, 1, 2). Specify the accent color (A, S). Specify panel legs (A, B, C).



All Laminate (\$)  
HPL Surfaces (\$)

Rectangular tables – 24" D



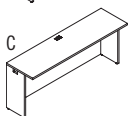
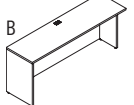
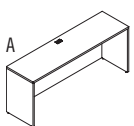
W x D x H (in)	W x D x H (mm)	Code	All Laminate (\$)	HPL Surfaces (\$)
<i>Full-height modesty panel. 1 grommet.</i>				
72 x 24 x 29 <sup>3</sup> / <sub>8</sub>	1800 x 600 x 744	M_NN-DT2472	1,071	1,497
66 x 24 x 29 <sup>3</sup> / <sub>8</sub>	1650 x 600 x 744	M_NN-DT2466	1,013	1,425
60 x 24 x 29 <sup>3</sup> / <sub>8</sub>	1500 x 600 x 744	M_NN-DT2460	976	1,371
54 x 24 x 29 <sup>3</sup> / <sub>8</sub>	1350 x 600 x 744	M_NN-DT2454	923	1,293
48 x 24 x 29 <sup>3</sup> / <sub>8</sub>	1200 x 600 x 744	M_NN-DT2448	877	1,054
42 x 24 x 29 <sup>3</sup> / <sub>8</sub>	1050 x 600 x 744	M_NN-DT2442	829	1,001
36 x 24 x 29 <sup>3</sup> / <sub>8</sub>	900 x 600 x 744	M_NN-DT2436	791	955
30 x 24 x 29 <sup>3</sup> / <sub>8</sub>	750 x 600 x 744	M_NN-DT2430	737	883
24 x 24 x 29 <sup>3</sup> / <sub>8</sub>	600 x 600 x 744	M_NN-DT2424	696	843

Specify the surface type (1, 2). Edge N. Specify the accent color (A, S). Specify panel legs (A, B, C).

72 x 24 x 29 <sup>7</sup> / <sub>8</sub>	1800 x 600 x 757	M_N-DT2472	1,194	1,671
66 x 24 x 29 <sup>7</sup> / <sub>8</sub>	1650 x 600 x 757	M_N-DT2466	1,155	1,612
60 x 24 x 29 <sup>7</sup> / <sub>8</sub>	1500 x 600 x 757	M_N-DT2460	1,100	1,550
54 x 24 x 29 <sup>7</sup> / <sub>8</sub>	1350 x 600 x 757	M_N-DT2454	1,071	1,497
48 x 24 x 29 <sup>7</sup> / <sub>8</sub>	1200 x 600 x 757	M_N-DT2448	976	1,172
42 x 24 x 29 <sup>7</sup> / <sub>8</sub>	1050 x 600 x 757	M_N-DT2442	923	1,116
36 x 24 x 29 <sup>7</sup> / <sub>8</sub>	900 x 600 x 757	M_N-DT2436	877	1,054
30 x 24 x 29 <sup>7</sup> / <sub>8</sub>	750 x 600 x 757	M_N-DT2430	829	1,001
24 x 24 x 29 <sup>7</sup> / <sub>8</sub>	600 x 600 x 757	M_N-DT2424	791	955

Specify the surface type (5, 6). Specify the edge (N, 1, 2). Specify the accent color (A, S). Specify panel legs (A, B, C).

Rectangular tables – 20" D



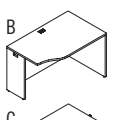
W x D x H (in)	W x D x H (mm)	Code	All Laminate (\$)	HPL Surfaces (\$)
<i>Full-height modesty panel. 1 grommet.</i>				
72 x 20 x 29 <sup>3</sup> / <sub>8</sub>	1800 x 500 x 744	M_NN-DT2072	1,038	1,466
66 x 20 x 29 <sup>3</sup> / <sub>8</sub>	1650 x 500 x 744	M_NN-DT2066	982	1,396
60 x 20 x 29 <sup>3</sup> / <sub>8</sub>	1500 x 500 x 744	M_NN-DT2060	946	1,341
54 x 20 x 29 <sup>3</sup> / <sub>8</sub>	1350 x 500 x 744	M_NN-DT2054	883	1,266
48 x 20 x 29 <sup>3</sup> / <sub>8</sub>	1200 x 500 x 744	M_NN-DT2048	843	1,024
42 x 20 x 29 <sup>3</sup> / <sub>8</sub>	1050 x 500 x 744	M_NN-DT2042	799	969
36 x 20 x 29 <sup>3</sup> / <sub>8</sub>	900 x 500 x 744	M_NN-DT2036	761	923
30 x 20 x 29 <sup>3</sup> / <sub>8</sub>	750 x 500 x 744	M_NN-DT2030	696	851
24 x 20 x 29 <sup>3</sup> / <sub>8</sub>	600 x 500 x 744	M_NN-DT2024	667	814

Specify the surface type (1, 2). Edge N. Specify the accent color (A, S). Specify panel legs (A, B, C).

72 x 20 x 29 <sup>7</sup> / <sub>8</sub>	1800 x 500 x 757	M_N-DT2072	1,164	1,643
66 x 20 x 29 <sup>7</sup> / <sub>8</sub>	1650 x 500 x 757	M_N-DT2066	1,124	1,577
60 x 20 x 29 <sup>7</sup> / <sub>8</sub>	1500 x 500 x 757	M_N-DT2060	1,071	1,517
54 x 20 x 29 <sup>7</sup> / <sub>8</sub>	1350 x 500 x 757	M_N-DT2054	1,038	1,466
48 x 20 x 29 <sup>7</sup> / <sub>8</sub>	1200 x 500 x 757	M_N-DT2048	946	1,137
42 x 20 x 29 <sup>7</sup> / <sub>8</sub>	1050 x 500 x 757	M_N-DT2042	883	1,076
36 x 20 x 29 <sup>7</sup> / <sub>8</sub>	900 x 500 x 757	M_N-DT2036	843	1,024
30 x 20 x 29 <sup>7</sup> / <sub>8</sub>	750 x 500 x 757	M_N-DT2030	799	969
24 x 20 x 29 <sup>7</sup> / <sub>8</sub>	600 x 500 x 757	M_N-DT2024	761	923

Specify the surface type (5, 6). Specify the edge (N, 1, 2). Specify the accent color (A, S). Specify panel legs (A, B, C).

Left asymmetrical tables – 30" D



W x D x H (in)	W x D x H (mm)	Code	All Laminate (\$)	HPL Surfaces (\$)
<i>Full-height modesty panel. 1 grommet.</i>				
54 x 30 x 29 <sup>3</sup> / <sub>8</sub>	1350 x 750 x 744	M_NN-AT245430	955	1,331
48 x 30 x 29 <sup>3</sup> / <sub>8</sub>	1200 x 750 x 744	M_NN-AT244830	899	1,094

Specify the surface type (5, 6). Specify the edge (N, 1, 2). Specify the accent color (A, S). Specify panel legs (B, C).



All Laminate (\$)  
HPL Surfaces (\$)

Left asymmetrical tables – 30" D (cont'd)

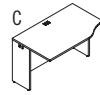
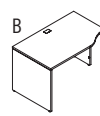
W x D x H (in)	W x D x H (mm)	Code	All Laminate (\$)	HPL Surfaces (\$)
42 x 30 x 29 <sup>3</sup> / <sub>8</sub>	1050 x 750 x 744	M_NN-AT244230	862	1,038
36 x 30 x 29 <sup>3</sup> / <sub>8</sub>	900 x 750 x 744	M_NN-AT243630	823	993
30 x 30 x 29 <sup>3</sup> / <sub>8</sub>	750 x 750 x 744	M_NN-AT243030	774	946

Specify the surface type (1, 2). Edge N. Specify the accent color (A, S). Specify panel legs (B, C).

54 x 30 x 29 <sup>7</sup> / <sub>8</sub>	1350 x 750 x 757	M_N-AT245430	1,124	1,572
48 x 30 x 29 <sup>7</sup> / <sub>8</sub>	1200 x 750 x 757	M_N-AT244830	1,024	1,233
42 x 30 x 29 <sup>7</sup> / <sub>8</sub>	1050 x 750 x 757	M_N-AT244230	993	1,194
36 x 30 x 29 <sup>7</sup> / <sub>8</sub>	900 x 750 x 757	M_N-AT243630	955	1,147
30 x 30 x 29 <sup>7</sup> / <sub>8</sub>	750 x 750 x 757	M_N-AT243030	899	1,094

Specify the surface type (5, 6). Specify the edge (N, 1, 2). Specify the accent color (A, S). Specify panel legs (B, C).

Right asymmetrical tables – 30" D



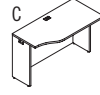
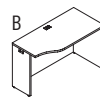
W x D x H (in)	W x D x H (mm)	Code	All Laminate (\$)	HPL Surfaces (\$)
<i>Full-height modesty panel. 1 grommet.</i>				
54 x 30 x 29 <sup>3</sup> / <sub>8</sub>	1350 x 750 x 744	M_NN-AT305424	955	1,331
48 x 30 x 29 <sup>3</sup> / <sub>8</sub>	1200 x 750 x 744	M_NN-AT304824	899	1,094
42 x 30 x 29 <sup>3</sup> / <sub>8</sub>	1050 x 750 x 744	M_NN-AT304224	862	1,038
36 x 30 x 29 <sup>3</sup> / <sub>8</sub>	900 x 750 x 744	M_NN-AT303624	823	993
30 x 30 x 29 <sup>3</sup> / <sub>8</sub>	750 x 750 x 744	M_NN-AT303024	774	946

Specify the surface type (1, 2). Edge N. Specify the accent color (A, S). Specify panel legs (B, C).

54 x 30 x 29 <sup>7</sup> / <sub>8</sub>	1350 x 750 x 757	M_N-AT305424	1,124	1,572
48 x 30 x 29 <sup>7</sup> / <sub>8</sub>	1200 x 750 x 757	M_N-AT304824	1,024	1,233
42 x 30 x 29 <sup>7</sup> / <sub>8</sub>	1050 x 750 x 757	M_N-AT304224	993	1,194
36 x 30 x 29 <sup>7</sup> / <sub>8</sub>	900 x 750 x 757	M_N-AT303624	955	1,147
30 x 30 x 29 <sup>7</sup> / <sub>8</sub>	750 x 750 x 757	M_N-AT303024	899	1,094

Specify the surface type (5, 6). Specify the edge (N, 1, 2). Specify the accent color (A, S). Specify panel legs (B, C).

Left asymmetrical tables – 24" D



W x D x H (in)	W x D x H (mm)	Code	All Laminate (\$)	HPL Surfaces (\$)
<i>Full-height modesty panel. 1 grommet.</i>				
54 x 24 x 29 <sup>3</sup> / <sub>8</sub>	1350 x 600 x 744	M_NN-AT185424	899	1,271
48 x 24 x 29 <sup>3</sup> / <sub>8</sub>	1200 x 600 x 744	M_NN-AT184824	862	1,038
42 x 24 x 29 <sup>3</sup> / <sub>8</sub>	1050 x 600 x 744	M_NN-AT184224	823	993
36 x 24 x 29 <sup>3</sup> / <sub>8</sub>	900 x 600 x 744	M_NN-AT183624	774	946
30 x 24 x 29 <sup>3</sup> / <sub>8</sub>	750 x 600 x 744	M_NN-AT183024	737	883

Specify the surface type (1, 2). Edge N. Specify the accent color (A, S). Specify panel legs (B, C).

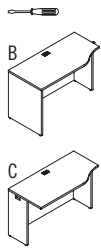
54 x 24 x 29 <sup>7</sup> / <sub>8</sub>	1350 x 600 x 757	M_N-AT185424	1,076	1,517
48 x 24 x 29 <sup>7</sup> / <sub>8</sub>	1200 x 600 x 757	M_N-AT184824	993	1,194
42 x 24 x 29 <sup>7</sup> / <sub>8</sub>	1050 x 600 x 757	M_N-AT184224	955	1,147
36 x 24 x 29 <sup>7</sup> / <sub>8</sub>	900 x 600 x 757	M_N-AT183624	899	1,094
30 x 24 x 29 <sup>7</sup> / <sub>8</sub>	750 x 600 x 757	M_N-AT183024	862	1,038

Specify the surface type (5, 6). Specify the edge (N, 1, 2). Specify the accent color (A, S). Specify panel legs (B, C).

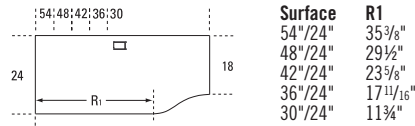


All Laminate (\$)  
HPL Surfaces (\$)

Right asymmetrical tables – 24" D



Full-height modesty panel. 1 grommet.



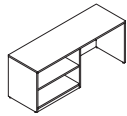
W x D x H (in)	W x D x H (mm)	Code	Surface	R1	All Laminate (\$)	HPL Surfaces (\$)
54 x 24 x 29 3/8	1350 x 600 x 744	M_NN-AT245418	54"/24"	35 3/8"	899	1,271
48 x 24 x 29 3/8	1200 x 600 x 744	M_NN-AT244818	48"/24"	29 1/2"	862	1,038
42 x 24 x 29 3/8	1050 x 600 x 744	M_NN-AT244218	42"/24"	23 3/8"	823	993
36 x 24 x 29 3/8	900 x 600 x 744	M_NN-AT243618	36"/24"	17 11/16"	774	946
30 x 24 x 29 3/8	750 x 600 x 744	M_NN-AT243018	30"/24"	11 3/4"	737	883

Specify the surface type (1, 2). Edge N. Specify the accent color (A, S).  
Specify panel legs (B, C).

54 x 24 x 29 3/8	1350 x 600 x 757	M_N-AT245418	1,076	1,517
48 x 24 x 29 3/8	1200 x 600 x 757	M_N-AT244818	993	1,194
42 x 24 x 29 3/8	1050 x 600 x 757	M_N-AT244218	955	1,147
36 x 24 x 29 3/8	900 x 600 x 757	M_N-AT243618	899	1,094
30 x 24 x 29 3/8	750 x 600 x 757	M_N-AT243018	862	1,038

Specify the surface type (5, 6). Specify the edge (N, 1, 2). Specify the accent color (A, S). Specify panel legs (B, C).

Left open bookcase credenzas



1 adjustable shelf. Full-height modesty panel. Grommet on back.

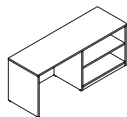
72 x 24 x 29 3/8	1800 x 600 x 744	M_NN-BE2472S	1,643	1,978
60 x 24 x 29 3/8	1500 x 600 x 744	M_NN-BE2460S	1,479	1,810
72 x 20 x 29 3/8	1800 x 500 x 744	M_NN-BE2072S	1,559	1,867
60 x 20 x 29 3/8	1500 x 500 x 744	M_NN-BE2060S	1,479	1,810

Specify the surface type (1, 2). Edge N. Specify the accent color (A, S).

72 x 24 x 29 3/8	1800 x 600 x 757	M_N-BE2472S	1,805	2,170
60 x 24 x 29 3/8	1500 x 600 x 757	M_N-BE2460S	1,643	2,007
72 x 20 x 29 3/8	1800 x 500 x 757	M_N-BE2072S	1,704	2,047
60 x 20 x 29 3/8	1500 x 500 x 757	M_N-BE2060S	1,643	2,007

Specify the surface type (5, 6). Specify the edge (N, 1, 2). Specify the accent color (A, S).

Right open bookcase credenzas



1 adjustable shelf. Full-height modesty panel. Grommet on back.

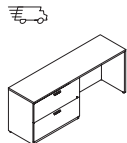
72 x 24 x 29 3/8	1800 x 600 x 744	M_NN-S2472BE	1,643	1,978
60 x 24 x 29 3/8	1500 x 600 x 744	M_NN-S2460BE	1,479	1,810
72 x 20 x 29 3/8	1800 x 500 x 744	M_NN-S2072BE	1,559	1,867
60 x 20 x 29 3/8	1500 x 500 x 744	M_NN-S2060BE	1,479	1,810

Specify the surface type (1, 2). Edge N. Specify the accent color (A, S).

72 x 24 x 29 3/8	1800 x 600 x 757	M_N-S2472BE	1,805	2,170
60 x 24 x 29 3/8	1500 x 600 x 757	M_N-S2460BE	1,643	2,007
72 x 20 x 29 3/8	1800 x 500 x 757	M_N-S2072BE	1,704	2,047
60 x 20 x 29 3/8	1500 x 500 x 757	M_N-S2060BE	1,643	2,007

Specify the surface type (5, 6). Specify the edge (N, 1, 2). Specify the accent color (A, S).

Left lateral file credenzas



2 file drawers on left with suspension bars. Lock. Grommet on back.

72 x 24 x 29 3/8	1800 x 600 x 744	M_N-LF2472S	2,125	2,549
60 x 24 x 29 3/8	1500 x 600 x 744	M_N-LF2460S	1,937	2,325
72 x 20 x 29 3/8	1800 x 500 x 744	M_N-LF2072S	1,937	2,325
60 x 20 x 29 3/8	1500 x 500 x 744	M_N-LF2060S	1,791	2,145

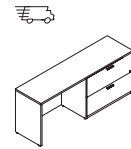
Specify the surface type (1, 2). Edge N. Specify the handle code (A, C, K, W, Z). Specify the accent color (A, S).

Left lateral file credenzas (cont'd)

W x D x H (in)	W x D x H (mm)	Code	All Laminate (\$)	HPL Surfaces (\$)
72 x 24 x 29 3/8	1800 x 600 x 757	M-_-_-LF2472S	2,395	2,867
60 x 24 x 29 3/8	1500 x 600 x 757	M-_-_-LF2460S	2,203	2,649
72 x 20 x 29 3/8	1800 x 500 x 757	M-_-_-LF2072S	2,203	2,649
60 x 20 x 29 3/8	1500 x 500 x 757	M-_-_-LF2060S	2,053	2,472

Specify the surface type (5, 6). Specify the edge (N, 1, 2). Specify the handle code (A, C, K, W, Z). Specify the accent color (A, S).

Right lateral file credenzas



2 file drawers on right with suspension bars. Lock. Grommet on back.

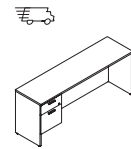
72 x 24 x 29 3/8	1800 x 600 x 744	M_N_-S2472LF	2,125	2,549
60 x 24 x 29 3/8	1500 x 600 x 744	M_N_-S2460LF	1,937	2,325
72 x 20 x 29 3/8	1800 x 500 x 744	M_N_-S2072LF	1,937	2,325
60 x 20 x 29 3/8	1500 x 500 x 744	M_N_-S2060LF	1,791	2,145

Specify the surface type (1, 2). Edge N. Specify the handle code (A, C, K, W, Z). Specify the accent color (A, S).

72 x 24 x 29 3/8	1800 x 600 x 757	M-_-_-S2472LF	2,395	2,867
60 x 24 x 29 3/8	1500 x 600 x 757	M-_-_-S2460LF	2,203	2,649
72 x 20 x 29 3/8	1800 x 500 x 757	M-_-_-S2072LF	2,203	2,649
60 x 20 x 29 3/8	1500 x 500 x 757	M-_-_-S2060LF	2,053	2,472

Specify the surface type (5, 6). Specify the edge (N, 1, 2). Specify the handle code (A, C, K, W, Z). Specify the accent color (A, S).

Left single pedestal credenzas



1 pedestal on left with lock. 1 box drawer and 1 file drawer with suspension bar. Pencil tray. Grommet on back.

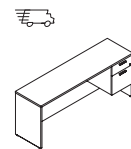
72 x 24 x 29 3/8	1800 x 600 x 744	M_N_-F2472S	1,565	1,875
60 x 24 x 29 3/8	1500 x 600 x 744	M_N_-F2460S	1,479	1,791
72 x 20 x 29 3/8	1800 x 500 x 744	M_N_-F2072S	1,536	1,837
60 x 20 x 29 3/8	1500 x 500 x 744	M_N_-F2060S	1,460	1,759

Specify the surface type (1, 2). Edge N. Specify the handle code (A, C, K, W, Z). Specify the accent color (A, S).

72 x 24 x 29 3/8	1800 x 600 x 757	M-_-_-F2472S	1,805	2,170
60 x 24 x 29 3/8	1500 x 600 x 757	M-_-_-F2460S	1,729	2,078
72 x 20 x 29 3/8	1800 x 500 x 757	M-_-_-F2072S	1,759	2,125
60 x 20 x 29 3/8	1500 x 500 x 757	M-_-_-F2060S	1,682	2,025

Specify the surface type (5, 6). Specify the edge (N, 1, 2). Specify the handle code (A, C, K, W, Z). Specify the accent color (A, S).

Right single pedestal credenzas



1 pedestal on right with lock. 1 box drawer and 1 file drawer with suspension bar. Pencil tray. Grommet on back.

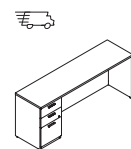
72 x 24 x 29 3/8	1800 x 600 x 744	M_N_-S2472F	1,565	1,875
60 x 24 x 29 3/8	1500 x 600 x 744	M_N_-S2460F	1,479	1,791
72 x 20 x 29 3/8	1800 x 500 x 744	M_N_-S2072F	1,536	1,837
60 x 20 x 29 3/8	1500 x 500 x 744	M_N_-S2060F	1,460	1,759

Specify the surface type (1, 2). Edge N. Specify the handle code (A, C, K, W, Z). Specify the accent color (A, S).

72 x 24 x 29 3/8	1800 x 600 x 757	M-_-_-S2472F	1,805	2,170
60 x 24 x 29 3/8	1500 x 600 x 757	M-_-_-S2460F	1,729	2,078
72 x 20 x 29 3/8	1800 x 500 x 757	M-_-_-S2072F	1,759	2,125
60 x 20 x 29 3/8	1500 x 500 x 757	M-_-_-S2060F	1,682	2,025

Specify the surface type (5, 6). Specify the edge (N, 1, 2). Specify the handle code (A, C, K, W, Z). Specify the accent color (A, S).

Left single pedestal credenzas – low profile



1 pedestal on left with lock. 2 box drawers and 1 file drawer with suspension bar. Pencil tray. Grommet on back.

72 x 24 x 29 3/8	1800 x 600 x 744	M_N_-UF2472S	1,819	2,138
60 x 24 x 29 3/8	1500 x 600 x 744	M_N_-UF2460S	1,744	2,037
72 x 20 x 29 3/8	1800 x 500 x 744	M_N_-UF2072S	1,791	2,091
60 x 20 x 29 3/8	1500 x 500 x 744	M_N_-UF2060S	1,717	2,014

Specify the surface type (1, 2). Edge N. Specify the handle code (A, C, K, W, Z). Specify the accent color (A, S).



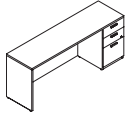
All Laminate (\$)  
HPL Surfaces (\$)

	W x D x H (in)	W x D x H (mm)	Code	All Laminate (\$)	HPL Surfaces (\$)
<b>Left single pedestal credenzas – low profile (cont'd)</b>	72 x 24 x 29 <sup>3</sup> / <sub>8</sub>	1800 x 600 x 757	M_ _ _ _UF2472S	2,053	2,426
	60 x 24 x 29 <sup>3</sup> / <sub>8</sub>	1500 x 600 x 757	M_ _ _ _UF2460S	1,983	2,332
	72 x 20 x 29 <sup>3</sup> / <sub>8</sub>	1800 x 500 x 757	M_ _ _ _UF2072S	2,014	2,379
	60 x 20 x 29 <sup>3</sup> / <sub>8</sub>	1500 x 500 x 757	M_ _ _ _UF2060S	1,944	2,280

Specify the surface type (5, 6). Specify the edge (N, 1, 2). Specify the handle code (A, C, K, W, Z). Specify the accent color (A, S).

**Right single pedestal credenzas – low profile**

1 pedestal on right with lock. 2 box drawers and 1 file drawer with suspension bar. Pencil tray. Grommet on back.



72 x 24 x 29 <sup>3</sup> / <sub>8</sub>	1800 x 600 x 744	M_N _ _S2472UF	1,819	2,138
60 x 24 x 29 <sup>3</sup> / <sub>8</sub>	1500 x 600 x 744	M_N _ _S2460UF	1,744	2,037
72 x 20 x 29 <sup>3</sup> / <sub>8</sub>	1800 x 500 x 744	M_N _ _S2072UF	1,791	2,091
60 x 20 x 29 <sup>3</sup> / <sub>8</sub>	1500 x 500 x 744	M_N _ _S2060UF	1,717	2,014

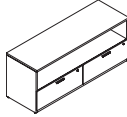
Specify the surface type (1, 2). Edge N. Specify the handle code (A, C, K, W, Z). Specify the accent color (A, S).

72 x 24 x 29 <sup>3</sup> / <sub>8</sub>	1800 x 600 x 757	M_ _ _ _S2472UF	2,053	2,426
60 x 24 x 29 <sup>3</sup> / <sub>8</sub>	1500 x 600 x 757	M_ _ _ _S2460UF	1,983	2,332
72 x 20 x 29 <sup>3</sup> / <sub>8</sub>	1800 x 500 x 757	M_ _ _ _S2072UF	2,014	2,379
60 x 20 x 29 <sup>3</sup> / <sub>8</sub>	1500 x 500 x 757	M_ _ _ _S2060UF	1,944	2,280

Specify the surface type (5, 6). Specify the edge (N, 1, 2). Specify the handle code (A, C, K, W, Z). Specify the accent color (A, S).

**Lateral file credenzas with open storage**

Open space on top and 2 file drawers on bottom with suspension bars. Locks. Grommet on back. Optional counterweight to meet BIFMA standards, refer to page 119.



72 x 24 x 29 <sup>3</sup> / <sub>8</sub>	1800 x 600 x 744	M_N _ _SLF2472	2,078	2,494
60 x 24 x 29 <sup>3</sup> / <sub>8</sub>	1500 x 600 x 744	M_N _ _SLF2460	1,884	2,271
72 x 20 x 29 <sup>3</sup> / <sub>8</sub>	1800 x 500 x 744	M_N _ _SLF2072	1,884	2,271
60 x 20 x 29 <sup>3</sup> / <sub>8</sub>	1500 x 500 x 744	M_N _ _SLF2060	1,682	1,991

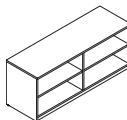
Specify the surface type (1, 2). Edge N. Specify the handle code (A, C, K, W, Z). Specify the accent color (A, S).

72 x 24 x 29 <sup>3</sup> / <sub>8</sub>	1800 x 600 x 757	M_ _ _ _SLF2472	2,355	2,821
60 x 24 x 29 <sup>3</sup> / <sub>8</sub>	1500 x 600 x 757	M_ _ _ _SLF2460	2,170	2,602
72 x 20 x 29 <sup>3</sup> / <sub>8</sub>	1800 x 500 x 757	M_ _ _ _SLF2072	2,170	2,602
60 x 20 x 29 <sup>3</sup> / <sub>8</sub>	1500 x 500 x 757	M_ _ _ _SLF2060	1,991	2,309

Specify the surface type (5, 6). Specify the edge (N, 1, 2). Specify the handle code (A, C, K, W, Z). Specify the accent color (A, S).

**Open bookcase credenzas**

1 adjustable shelf on each side.



72 x 24 x 29 <sup>3</sup> / <sub>8</sub>	1800 x 600 x 744	M_NNN-BE2472BE	1,783	2,138
60 x 24 x 29 <sup>3</sup> / <sub>8</sub>	1500 x 600 x 744	M_NNN-BE2460BE	1,619	1,978
72 x 20 x 29 <sup>3</sup> / <sub>8</sub>	1800 x 500 x 744	M_NNN-BE2072BE	1,692	2,030
60 x 20 x 29 <sup>3</sup> / <sub>8</sub>	1500 x 500 x 744	M_NNN-BE2060BE	1,536	1,867

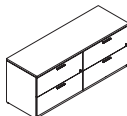
Specify the surface type (1, 2). Edge N.

72 x 24 x 29 <sup>3</sup> / <sub>8</sub>	1800 x 600 x 757	M_ _NN-BE2472BE	1,960	2,355
60 x 24 x 29 <sup>3</sup> / <sub>8</sub>	1500 x 600 x 757	M_ _NN-BE2460BE	1,797	2,193
72 x 20 x 29 <sup>3</sup> / <sub>8</sub>	1800 x 500 x 757	M_ _NN-BE2072BE	1,860	2,233
60 x 20 x 29 <sup>3</sup> / <sub>8</sub>	1500 x 500 x 757	M_ _NN-BE2060BE	1,698	2,067

Specify the surface type (5, 6). Specify the edge (N, 1, 2).

**Lateral file credenzas**

4 file drawers with suspension bars. Locks. Optional counterweight to meet BIFMA standards, refer to page 119.



72 x 24 x 29 <sup>3</sup> / <sub>8</sub>	1800 x 600 x 744	M_N _ _LF2472LF	2,759	3,308
72 x 20 x 29 <sup>3</sup> / <sub>8</sub>	1800 x 500 x 744	M_N _ _LF2072LF	2,573	3,092

Specify the surface type (1, 2). Edge N. Specify the handle code (A, C, K, W, Z). Specify the accent color (A, S).

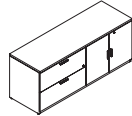
72 x 24 x 29 <sup>3</sup> / <sub>8</sub>	1800 x 600 x 757	M_ _ _ _LF2472LF	3,031	3,642
72 x 20 x 29 <sup>3</sup> / <sub>8</sub>	1800 x 500 x 757	M_ _ _ _LF2072LF	2,851	3,424

Specify the surface type (5, 6). Specify the edge (N, 1, 2). Specify the handle code (A, C, K, W, Z). Specify the accent color (A, S).



All Laminate (\$)  
HPL Surfaces (\$)

**Lateral file / bookcase credenzas**



2 file drawers with suspension bars. Bookcase with doors and adjustable shelf. Locks.

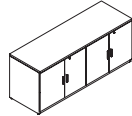
72 x 24 x 29 <sup>3</sup> / <sub>8</sub>	1800 x 600 x 744	M_N _ _LF2472B	2,478	2,988
72 x 20 x 29 <sup>3</sup> / <sub>8</sub>	1800 x 500 x 744	M_N _ _LF2072B	2,295	2,759

Specify the surface type (1, 2). Edge N. Specify the handle code (A, C, K, W, Z). Specify the accent color (A, S).

72 x 24 x 29 <sup>3</sup> / <sub>8</sub>	1800 x 600 x 757	M_ _ _ _LF2472B	2,759	3,308
72 x 20 x 29 <sup>3</sup> / <sub>8</sub>	1800 x 500 x 757	M_ _ _ _LF2072B	2,573	3,092

Specify the surface type (5, 6). Specify the edge (N, 1, 2). Specify the handle code (A, C, K, W, Z). Specify the accent color (A, S).

**Bookcase credenzas**



Storage unit with doors and adjustable shelves. Locks.

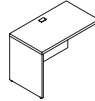
72 x 24 x 29 <sup>3</sup> / <sub>8</sub>	1800 x 600 x 744	M_N _ _B2472B	2,233	2,680
72 x 20 x 29 <sup>3</sup> / <sub>8</sub>	1800 x 500 x 744	M_N _ _B2072B	2,047	2,453

Specify the surface type (1, 2). Edge N. Specify the handle code (A, C, K, W, Z). Specify the accent color (A, S).

72 x 24 x 29 <sup>3</sup> / <sub>8</sub>	1800 x 600 x 757	M_ _ _ _B2472B	2,513	3,015
72 x 20 x 29 <sup>3</sup> / <sub>8</sub>	1800 x 500 x 757	M_ _ _ _B2072B	2,325	2,797

Specify the surface type (5, 6). Specify the edge (N, 1, 2). Specify the handle code (A, C, K, W, Z). Specify the accent color (A, S).

**Return shells**



Reversible. 1 grommet. Can accommodate 1 pedestal.

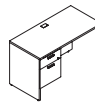
48 x 24 x 29 <sup>3</sup> / <sub>8</sub>	1200 x 600 x 744	M_NN_-R2448S	729	867
42 x 24 x 29 <sup>3</sup> / <sub>8</sub>	1050 x 600 x 744	M_NN_-R2442S	696	843
36 x 24 x 29 <sup>3</sup> / <sub>8</sub>	900 x 600 x 744	M_NN_-R2436S	667	807
30 x 24 x 29 <sup>3</sup> / <sub>8</sub>	750 x 600 x 744	M_NN_-R2430S	643	767

Specify the surface type (1, 2). Edge N. Specify the accent color (A, S).

48 x 24 x 29 <sup>3</sup> / <sub>8</sub>	1200 x 600 x 757	M_ _N_-R2448S	936	1,124
42 x 24 x 29 <sup>3</sup> / <sub>8</sub>	1050 x 600 x 757	M_ _N_-R2442S	883	1,071
36 x 24 x 29 <sup>3</sup> / <sub>8</sub>	900 x 600 x 757	M_ _N_-R2436S	829	1,001
30 x 24 x 29 <sup>3</sup> / <sub>8</sub>	750 x 600 x 757	M_ _N_-R2430S	791	955

Specify the surface type (5, 6). Specify the edge (N, 1, 2). Specify the accent color (A, S).

**Left executive returns**



1 pedestal on left with lock. 1 box drawer and 1 file drawer with suspension bar. Pencil tray. 1 grommet.

48 x 24 x 29 <sup>3</sup> / <sub>8</sub>	1200 x 600 x 744	M_N _ _F2448R	1,278	1,543
42 x 24 x 29 <sup>3</sup> / <sub>8</sub>	1050 x 600 x 744	M_N _ _F2442R	1,201	1,448
36 x 24 x 29 <sup>3</sup> / <sub>8</sub>	900 x 600 x 744	M_N _ _F2436R	1,137	1,371
30 x 24 x 29 <sup>3</sup> / <sub>8</sub>	750 x 600 x 744	M_N _ _F2430R	1,071	1,278

Specify the surface type (1, 2). Edge N. Specify the handle code (A, C, K, W, Z). Specify the accent color (A, S).

48 x 24 x 29 <sup>3</sup> / <sub>8</sub>	1200 x 600 x 757	M_ _ _ _F2448R	1,441	1,737
42 x 24 x 29 <sup>3</sup> / <sub>8</sub>	1050 x 600 x 757	M_ _ _ _F2442R	1,371	1,643
36 x 24 x 29 <sup>3</sup> / <sub>8</sub>	900 x 600 x 757	M_ _ _ _F2436R	1,293	1,565
30 x 24 x 29 <sup>3</sup> / <sub>8</sub>	750 x 600 x 757	M_ _ _ _F2430R	1,233	1,471

Specify the surface type (5, 6). Specify the edge (N, 1, 2). Specify the handle code (A, C, K, W, Z). Specify the accent color (A, S).

**Right executive returns**



1 pedestal on right with lock. 1 box drawer and 1 file drawer with suspension bar. Pencil tray. 1 grommet.

48 x 24 x 29 <sup>3</sup> / <sub>8</sub>	1200 x 600 x 744	M_N _ _R2448F	1,278	1,543
42 x 24 x 29 <sup>3</sup> / <sub>8</sub>	1050 x 600 x 744	M_N _ _R2442F	1,201	1,448
36 x 24 x 29 <sup>3</sup> / <sub>8</sub>	900 x 600 x 744	M_N _ _R2436F	1,137	1,371
30 x 24 x 29 <sup>3</sup> / <sub>8</sub>	750 x 600 x 744	M_N _ _R2430F	1,071	1,278

Specify the surface type (1, 2). Edge N. Specify the handle code (A, C, K, W, Z). Specify the accent color (A, S).



	W x D x H (in)	W x D x H (mm)	Code	All Laminate (\$)	HPL Surfaces (\$)
<b>Right executive returns (cont'd)</b>	48 x 24 x 29 <sup>3</sup> / <sub>8</sub>	1200 x 600 x 757	M___-R2448F	1,441	1,737
	42 x 24 x 29 <sup>3</sup> / <sub>8</sub>	1050 x 600 x 757	M___-R2442F	1,371	1,643
	36 x 24 x 29 <sup>3</sup> / <sub>8</sub>	900 x 600 x 757	M___-R2436F	1,293	1,565
	30 x 24 x 29 <sup>3</sup> / <sub>8</sub>	750 x 600 x 757	M___-R2430F	1,233	1,471

Specify the surface type (5, 6). Specify the edge (N, 1, 2). Specify the handle code (A, C, K, W, Z). Specify the accent color (A, S).

**Left executive returns – low profile**



1 pedestal on left with lock. 2 box drawers and 1 file drawer with suspension bar. Pencil tray. 1 grommet.

48 x 24 x 29 <sup>3</sup> / <sub>8</sub>	1200 x 600 x 744	M_N_-UF2448R	1,543	1,797
42 x 24 x 29 <sup>3</sup> / <sub>8</sub>	1050 x 600 x 744	M_N_-UF2442R	1,460	1,704
36 x 24 x 29 <sup>3</sup> / <sub>8</sub>	900 x 600 x 744	M_N_-UF2436R	1,396	1,619
30 x 24 x 29 <sup>3</sup> / <sub>8</sub>	750 x 600 x 744	M_N_-UF2430R	1,326	1,543

Specify the surface type (1, 2). Edge N. Specify the handle code (A, C, K, W, Z). Specify the accent color (A, S).

48 x 24 x 29 <sup>3</sup> / <sub>8</sub>	1200 x 600 x 757	M___-UF2448R	1,698	1,991
42 x 24 x 29 <sup>3</sup> / <sub>8</sub>	1050 x 600 x 757	M___-UF2442R	1,619	1,891
36 x 24 x 29 <sup>3</sup> / <sub>8</sub>	900 x 600 x 757	M___-UF2436R	1,559	1,819
30 x 24 x 29 <sup>3</sup> / <sub>8</sub>	750 x 600 x 757	M___-UF2430R	1,479	1,737

Specify the surface type (5, 6). Specify the edge (N, 1, 2). Specify the handle code (A, C, K, W, Z). Specify the accent color (A, S).

**Right executive returns – low profile**



1 pedestal on right with lock. 2 box drawers and 1 file drawer with suspension bar. Pencil tray. 1 grommet.

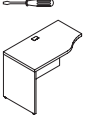
48 x 24 x 29 <sup>3</sup> / <sub>8</sub>	1200 x 600 x 744	M_N_-R2448UF	1,543	1,797
42 x 24 x 29 <sup>3</sup> / <sub>8</sub>	1050 x 600 x 744	M_N_-R2442UF	1,460	1,704
36 x 24 x 29 <sup>3</sup> / <sub>8</sub>	900 x 600 x 744	M_N_-R2436UF	1,396	1,619
30 x 24 x 29 <sup>3</sup> / <sub>8</sub>	750 x 600 x 744	M_N_-R2430UF	1,326	1,543

Specify the surface type (1, 2). Edge N. Specify the handle code (A, C, K, W, Z). Specify the accent color (A, S).

48 x 24 x 29 <sup>3</sup> / <sub>8</sub>	1200 x 600 x 757	M___-R2448UF	1,698	1,991
42 x 24 x 29 <sup>3</sup> / <sub>8</sub>	1050 x 600 x 757	M___-R2442UF	1,619	1,891
36 x 24 x 29 <sup>3</sup> / <sub>8</sub>	900 x 600 x 757	M___-R2436UF	1,559	1,819
30 x 24 x 29 <sup>3</sup> / <sub>8</sub>	750 x 600 x 757	M___-R2430UF	1,479	1,737

Specify the surface type (5, 6). Specify the edge (N, 1, 2). Specify the handle code (A, C, K, W, Z). Specify the accent color (A, S).

**Left asymmetrical return shells – 24" D**



Can accommodate 1 pedestal. 1 grommet.

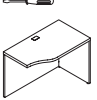
48 x 24 x 29 <sup>3</sup> / <sub>8</sub>	1200 x 600 x 744	M_NN_-S244818R	761	899
42 x 24 x 29 <sup>3</sup> / <sub>8</sub>	1050 x 600 x 744	M_NN_-S244218R	737	877
36 x 24 x 29 <sup>3</sup> / <sub>8</sub>	900 x 600 x 744	M_NN_-S243618R	696	837

Specify the surface type (1, 2). Edge N. Specify the accent color (A, S).

48 x 24 x 29 <sup>3</sup> / <sub>8</sub>	1200 x 600 x 757	M_N_-S244818R	969	1,155
42 x 24 x 29 <sup>3</sup> / <sub>8</sub>	1050 x 600 x 757	M_N_-S244218R	923	1,100
36 x 24 x 29 <sup>3</sup> / <sub>8</sub>	900 x 600 x 757	M_N_-S243618R	862	1,030

Specify the surface type (5, 6). Specify the edge (N, 1, 2). Specify the accent color (A, S).

**Right asymmetrical return shells – 24" D**



Can accommodate 1 pedestal. 1 grommet.

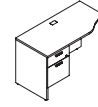
48 x 24 x 29 <sup>3</sup> / <sub>8</sub>	1200 x 600 x 744	M_NN_-R184824S	761	899
42 x 24 x 29 <sup>3</sup> / <sub>8</sub>	1050 x 600 x 744	M_NN_-R184224S	737	877
36 x 24 x 29 <sup>3</sup> / <sub>8</sub>	900 x 600 x 744	M_NN_-R183624S	696	837

Specify the surface type (1, 2). Edge N. Specify the accent color (A, S).

48 x 24 x 29 <sup>3</sup> / <sub>8</sub>	1200 x 600 x 757	M_N_-R184824S	969	1,155
42 x 24 x 29 <sup>3</sup> / <sub>8</sub>	1050 x 600 x 757	M_N_-R184224S	923	1,100
36 x 24 x 29 <sup>3</sup> / <sub>8</sub>	900 x 600 x 757	M_N_-R183624S	862	1,030

Specify the surface type (5, 6). Specify the edge (N, 1, 2). Specify the accent color (A, S).

**Left asymmetrical executive returns**



	W x D x H (in)	W x D x H (mm)	Code	All Laminate (\$)	HPL Surfaces (\$)
<b>Left asymmetrical executive returns</b>	1 pedestal on left with lock. 1 box drawer and 1 file drawer with suspension bar. Pencil tray. 1 grommet.				
	48 x 24 x 29 <sup>3</sup> / <sub>8</sub>	1200 x 600 x 744	M_N_-F244818R	1,318	1,572
	42 x 24 x 29 <sup>3</sup> / <sub>8</sub>	1050 x 600 x 744	M_N_-F244218R	1,239	1,479
	36 x 24 x 29 <sup>3</sup> / <sub>8</sub>	900 x 600 x 744	M_N_-F243618R	1,172	1,403

Specify the surface type (1, 2). Edge N. Specify the handle code (A, C, K, W, Z). Specify the accent color (A, S).

48 x 24 x 29 <sup>3</sup> / <sub>8</sub>	1200 x 600 x 757	M___-F244818R	1,471	1,767
42 x 24 x 29 <sup>3</sup> / <sub>8</sub>	1050 x 600 x 757	M___-F244218R	1,403	1,671
36 x 24 x 29 <sup>3</sup> / <sub>8</sub>	900 x 600 x 757	M___-F243618R	1,331	1,596

Specify the surface type (5, 6). Specify the edge (N, 1, 2). Specify the handle code (A, C, K, W, Z). Specify the accent color (A, S).

**Right asymmetrical executive returns**



	W x D x H (in)	W x D x H (mm)	Code	All Laminate (\$)	HPL Surfaces (\$)
<b>Right asymmetrical executive returns</b>	1 pedestal on right with lock. 1 box drawer and 1 file drawer with suspension bar. Pencil tray. 1 grommet.				
	48 x 24 x 29 <sup>3</sup> / <sub>8</sub>	1200 x 600 x 744	M_N_-R184824F	1,318	1,572
	42 x 24 x 29 <sup>3</sup> / <sub>8</sub>	1050 x 600 x 744	M_N_-R184224F	1,239	1,479
	36 x 24 x 29 <sup>3</sup> / <sub>8</sub>	900 x 600 x 744	M_N_-R183624F	1,172	1,403

Specify the surface type (1, 2). Edge N. Specify the handle code (A, C, K, W, Z). Specify the accent color (A, S).

48 x 24 x 29 <sup>3</sup> / <sub>8</sub>	1200 x 600 x 757	M___-R184824F	1,471	1,767
42 x 24 x 29 <sup>3</sup> / <sub>8</sub>	1050 x 600 x 757	M___-R184224F	1,403	1,671
36 x 24 x 29 <sup>3</sup> / <sub>8</sub>	900 x 600 x 757	M___-R183624F	1,331	1,596

Specify the surface type (5, 6). Specify the edge (N, 1, 2). Specify the handle code (A, C, K, W, Z). Specify the accent color (A, S).

**Bridge-returns**



	W x D x H (in)	W x D x H (mm)	Code	All Laminate (\$)	HPL Surfaces (\$)
<b>Bridge-returns</b>	Full-height modesty panel. 1 grommet.				
	48 x 24 x 29 <sup>3</sup> / <sub>8</sub>	1200 x 600 x 744	M_NN_-BR2448	589	713
	42 x 24 x 29 <sup>3</sup> / <sub>8</sub>	1050 x 600 x 744	M_NN_-BR2442	548	660
	36 x 24 x 29 <sup>3</sup> / <sub>8</sub>	900 x 600 x 744	M_NN_-BR2436	519	620
	48 x 18 x 29 <sup>3</sup> / <sub>8</sub>	1200 x 450 x 744	M_NN_-BR1848	458	558
	42 x 18 x 29 <sup>3</sup> / <sub>8</sub>	1050 x 450 x 744	M_NN_-BR1842	434	528
	36 x 18 x 29 <sup>3</sup> / <sub>8</sub>	900 x 450 x 744	M_NN_-BR1836	411	497

Specify the surface type (1, 2). Edge N. Specify the accent color (A, S).

48 x 24 x 29 <sup>3</sup> / <sub>8</sub>	1200 x 600 x 757	M_N_-BR2448	723	862
42 x 24 x 29 <sup>3</sup> / <sub>8</sub>	1050 x 600 x 757	M_N_-BR2442	683	823
36 x 24 x 29 <sup>3</sup> / <sub>8</sub>	900 x 600 x 757	M_N_-BR2436	651	791
48 x 18 x 29 <sup>3</sup> / <sub>8</sub>	1200 x 450 x 757	M_N_-BR1848	541	651
42 x 18 x 29 <sup>3</sup> / <sub>8</sub>	1050 x 450 x 757	M_N_-BR1842	519	620
36 x 18 x 29 <sup>3</sup> / <sub>8</sub>	900 x 450 x 757	M_N_-BR1836	490	596

Specify the surface type (5, 6). Specify the edge (N, 1, 2). Specify the accent color (A, S).

**Left asymmetrical bridge-returns**



	W x D x H (in)	W x D x H (mm)	Code	All Laminate (\$)	HPL Surfaces (\$)
<b>Left asymmetrical bridge-returns</b>	Full-height modesty panel. 1 grommet.				
	48 x 24 x 29 <sup>3</sup> / <sub>8</sub>	1200 x 600 x 744	M_NN_-BR244818	667	807
	42 x 24 x 29 <sup>3</sup> / <sub>8</sub>	1050 x 600 x 744	M_NN_-BR244218	628	761

Specify the surface type (1, 2). Edge N. Specify the accent color (A, S).

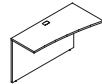
48 x 24 x 29 <sup>3</sup> / <sub>8</sub>	1200 x 600 x 757	M_N_-BR244818	799	960
42 x 24 x 29 <sup>3</sup> / <sub>8</sub>	1050 x 600 x 757	M_N_-BR244218	767	923

Specify the surface type (5, 6). Specify the edge (N, 1, 2). Specify the accent color (A, S).



All Laminate (\$)  
HPL Surfaces (\$)

Right asymmetrical bridge-returns



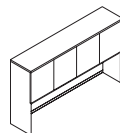
W x D x H (in)	W x D x H (mm)	Code	All Laminate (\$)	HPL Surfaces (\$)
<i>Full-height modesty panel. 1 grommet.</i>				
48 x 24 x 29 <sup>3</sup> / <sub>8</sub>	1200 x 600 x 744	M_NN_-BR184824	667	807
42 x 24 x 29 <sup>3</sup> / <sub>8</sub>	1050 x 600 x 744	M_NN_-BR184224	628	761

Specify the surface type (1, 2). Edge N. Specify the accent color (A, S).

48 x 24 x 29 <sup>7</sup> / <sub>8</sub>	1200 x 600 x 757	M_N_-BR184824	799	960
42 x 24 x 29 <sup>7</sup> / <sub>8</sub>	1050 x 600 x 757	M_N_-BR184224	767	923

Specify the surface type (5, 6). Specify the edge (N, 1, 2). Specify the accent color (A, S).

Hutches with laminate doors – 44" H



72" to 60": 4 doors  
54" to 48": 3 doors

*Clearance: 20<sup>1</sup>/<sub>2</sub>" (521 mm). Adjustable shelves. 1 grommet. Full-width wire access. Can accommodate a tackboard, refer to page 35.*

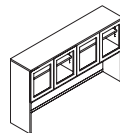
72 x 16 x 44	1800 x 400 x 1099	M1NN_-E724416P	1,819	N/A
66 x 16 x 44	1650 x 400 x 1099	M1NN_-E664416P	1,744	N/A
60 x 16 x 44	1500 x 400 x 1099	M1NN_-E604416P	1,665	N/A
54 x 16 x 44	1350 x 400 x 1099	M1NN_-E544416P	1,577	N/A
48 x 16 x 44	1200 x 400 x 1099	M1NN_-E484416P	1,504	N/A

Edge N. Specify the accent color (A, S). To be used with 1" surfaces.

72 x 16 x 44	1800 x 400 x 1099	M5_N_-E724416P	2,001	N/A
66 x 16 x 44	1650 x 400 x 1099	M5_N_-E664416P	1,907	N/A
60 x 16 x 44	1500 x 400 x 1099	M5_N_-E604416P	1,837	N/A
54 x 16 x 44	1350 x 400 x 1099	M5_N_-E544416P	1,751	N/A
48 x 16 x 44	1200 x 400 x 1099	M5_N_-E484416P	1,643	N/A

Specify the edge (N, 1, 2). Specify the accent color (A, S). To be used with 1<sup>1</sup>/<sub>2</sub>" surfaces.

Hutches with translucent doors – 44" H



72" to 60": 4 doors  
54" to 48": 3 doors

Door insert option, change T to: X Matrix, add \$620 (72"-60"); X Matrix, add \$465 (54"-48").

*Clearance: 20<sup>1</sup>/<sub>2</sub>" (521 mm). Adjustable shelves. 1 grommet. Full-width wire access. Can accommodate a tackboard, refer to page 35.*

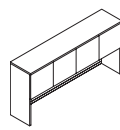
72 x 16 x 44	1800 x 400 x 1099	M1NNS-E724416T	2,627	N/A
66 x 16 x 44	1650 x 400 x 1099	M1NNS-E664416T	2,549	N/A
60 x 16 x 44	1500 x 400 x 1099	M1NNS-E604416T	2,472	N/A
54 x 16 x 44	1350 x 400 x 1099	M1NNS-E544416T	2,184	N/A
48 x 16 x 44	1200 x 400 x 1099	M1NNS-E484416T	2,107	N/A

Edge N. To be used with 1" surfaces.

72 x 16 x 44	1800 x 400 x 1099	M5_NS-E724416T	2,806	N/A
66 x 16 x 44	1650 x 400 x 1099	M5_NS-E664416T	2,711	N/A
60 x 16 x 44	1500 x 400 x 1099	M5_NS-E604416T	2,643	N/A
54 x 16 x 44	1350 x 400 x 1099	M5_NS-E544416T	2,355	N/A
48 x 16 x 44	1200 x 400 x 1099	M5_NS-E484416T	2,247	N/A

Specify the edge (N, 1, 2). Accent color S. To be used with 1<sup>1</sup>/<sub>2</sub>" surfaces.

Hutches with laminate doors – 36" H



72" to 60": 4 doors  
54" to 48": 3 doors

*Clearance: 17" (432 mm). 1 grommet. Full-width wire access. Can accommodate a tackboard, refer to page 35.*

72 x 16 x 36	1800 x 400 x 900	M1NN_-E723616P	1,659	N/A
66 x 16 x 36	1650 x 400 x 900	M1NN_-E663616P	1,577	N/A
60 x 16 x 36	1500 x 400 x 900	M1NN_-E603616P	1,504	N/A
54 x 16 x 36	1350 x 400 x 900	M1NN_-E543616P	1,418	N/A
48 x 16 x 36	1200 x 400 x 900	M1NN_-E483616P	1,348	N/A

Edge N. Specify the accent color (A, S). To be used with 1" surfaces.

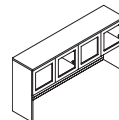
72 x 16 x 36	1800 x 400 x 900	M5_N_-E723616P	1,837	N/A
66 x 16 x 36	1650 x 400 x 900	M5_N_-E663616P	1,751	N/A
60 x 16 x 36	1500 x 400 x 900	M5_N_-E603616P	1,671	N/A
54 x 16 x 36	1350 x 400 x 900	M5_N_-E543616P	1,590	N/A
48 x 16 x 36	1200 x 400 x 900	M5_N_-E483616P	1,479	N/A

Specify the edge (N, 1, 2). Specify the accent color (A, S). To be used with 1<sup>1</sup>/<sub>2</sub>" surfaces.



All Laminate (\$)  
HPL Surfaces (\$)

Hutches with translucent doors – 36" H



72" to 60": 4 doors  
54" to 48": 3 doors

Door insert option, change T to: X Matrix, add \$620 (72"-60"); X Matrix, add \$465 (54"-48").

*Clearance: 17" (432 mm). 1 grommet. Full-width wire access. Can accommodate a tackboard, refer to page 35.*

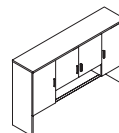
72 x 16 x 36	1800 x 400 x 900	M1NNS-E723616T	2,467	N/A
66 x 16 x 36	1650 x 400 x 900	M1NNS-E663616T	2,386	N/A
60 x 16 x 36	1500 x 400 x 900	M1NNS-E603616T	2,309	N/A
54 x 16 x 36	1350 x 400 x 900	M1NNS-E543616T	2,025	N/A
48 x 16 x 36	1200 x 400 x 900	M1NNS-E483616T	1,951	N/A

Edge N. Accent color S. To be used with 1" surfaces.

72 x 16 x 36	1800 x 400 x 1099	M5_NS-E723616T	2,643	N/A
66 x 16 x 36	1650 x 400 x 1099	M5_NS-E663616T	2,560	N/A
60 x 16 x 36	1500 x 400 x 1099	M5_NS-E603616T	2,478	N/A
54 x 16 x 36	1350 x 400 x 1099	M5_NS-E543616T	2,193	N/A
48 x 16 x 36	1200 x 400 x 1099	M5_NS-E483616T	2,084	N/A

Specify the edge (N, 1, 2). Accent color S. To be used with 1<sup>1</sup>/<sub>2</sub>" surfaces.

Hutches with laminate doors – low profile



*Clearance: 13<sup>5</sup>/<sub>8</sub>" - 22<sup>3</sup>/<sub>16</sub>" (346 mm - 579 mm). 1 adjustable shelf on each low profile side. 1 grommet. Full-width wire access. Can accommodate a LGC-LE25. Tackboard not available.*

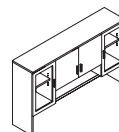
72 x 16 x 44	1800 x 400 x 1099	M1N_-EL724416P	2,247	N/A
--------------	-------------------	----------------	-------	-----

Edge N. Specify the handle code (A, C, K, W, Z). Specify the accent color (A, S). To be used with 1" surfaces.

72 x 16 x 44	1800 x 400 x 1099	M5_-EL724416P	2,426	N/A
--------------	-------------------	---------------	-------	-----

Specify the edge (N, 1, 2). Specify the handle code (A, C, K, W, Z). Specify the accent color (A, S). To be used with 1<sup>1</sup>/<sub>2</sub>" surfaces.

Hutches with translucent doors – low profile



Door insert option, change T to: X Matrix, add \$465.

*Clearance: 13<sup>5</sup>/<sub>8</sub>" - 22<sup>3</sup>/<sub>16</sub>" (346 mm - 579 mm). 1 adjustable shelf on each low profile side. 1 grommet. Full-width wire access. Can accommodate a LGC-LE25. Tackboard not available.*

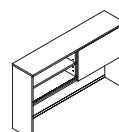
72 x 16 x 44	1800 x 400 x 1099	M1N_S-EL724416T	2,759	N/A
--------------	-------------------	-----------------	-------	-----

Edge N. Accent color S. Specify the handle code (A, C, K, W, Z). To be used with 1" surfaces.

72 x 16 x 44	1800 x 400 x 1099	M5_S-EL724416T	2,945	N/A
--------------	-------------------	----------------	-------	-----

Specify the edge (N, 1, 2). Accent color S. Specify the handle code (A, C, K, W, Z). To be used with 1<sup>1</sup>/<sub>2</sub>" surfaces.

Hutches with laminate sliding door – 44" H



*Sliding door covers half of the storage. Clearance: 20<sup>1</sup>/<sub>2</sub>" (521 mm). Adjustable shelves. 1 grommet. Full-width wire access. Can accommodate a tackboard, refer to page 35.*

72 x 16 x 44	1800 x 400 x 1099	M1NN_-EC724416P	2,177	N/A
66 x 16 x 44	1650 x 400 x 1099	M1NN_-EC664416P	2,091	N/A
60 x 16 x 44	1500 x 400 x 1099	M1NN_-EC604416P	2,007	N/A
54 x 16 x 44	1350 x 400 x 1099	M1NN_-EC544416P	1,931	N/A
48 x 16 x 44	1200 x 400 x 1099	M1NN_-EC484416P	1,837	N/A

Edge N. Specify the accent color (A, S). To be used with 1" surfaces.

72 x 16 x 44	1800 x 400 x 1099	M5_N_-EC724416P	2,386	N/A
66 x 16 x 44	1650 x 400 x 1099	M5_N_-EC664416P	2,295	N/A
60 x 16 x 44	1500 x 400 x 1099	M5_N_-EC604416P	2,216	N/A
54 x 16 x 44	1350 x 400 x 1099	M5_N_-EC544416P	2,132	N/A
48 x 16 x 44	1200 x 400 x 1099	M5_N_-EC484416P	2,037	N/A

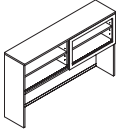
Specify the edge (N, 1, 2). Specify the accent color (A, S). To be used with 1<sup>1</sup>/<sub>2</sub>" surfaces.





All HPL Laminate (\$ Surfaces (\$)

**Hutches with translucent sliding door – 44" H**



Door insert option, change T to: X Matrix, add \$465.

*Sliding door covers half of the storage. Clearance: 20½" (521 mm). Adjustable shelves. 1 grammet. Full-width wire access. Can accommodate a tackboard, refer to page 35.*

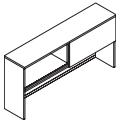
W x D x H (in)	W x D x H (mm)	Code	All Laminate (\$)	HPL Surfaces (\$)
72 x 16 x 44	1800 x 400 x 1099	M1NNS-EC724416T	2,660	N/A
66 x 16 x 44	1650 x 400 x 1099	M1NNS-EC664416T	2,580	N/A
60 x 16 x 44	1500 x 400 x 1099	M1NNS-EC604416T	2,487	N/A
54 x 16 x 44	1350 x 400 x 1099	M1NNS-EC544416T	2,408	N/A
48 x 16 x 44	1200 x 400 x 1099	M1NNS-EC484416T	2,325	N/A

**Edge N. Accent color S. To be used with 1" surfaces.**

72 x 16 x 44	1800 x 400 x 1099	M5_NS-EC724416T	2,867	N/A
66 x 16 x 44	1650 x 400 x 1099	M5_NS-EC664416T	2,783	N/A
60 x 16 x 44	1500 x 400 x 1099	M5_NS-EC604416T	2,697	N/A
54 x 16 x 44	1350 x 400 x 1099	M5_NS-EC544416T	2,612	N/A
48 x 16 x 44	1200 x 400 x 1099	M5_NS-EC484416T	2,526	N/A

**Specify the edge (N, 1, 2). Accent color S. To be used with 1½" surfaces.**

**Hutches with laminate sliding door – 36" H**



*Sliding door covers half of the storage. Clearance: 17" (432 mm). 1 grammet. Full-width wire access. Can accommodate a tackboard, refer to page 35.*

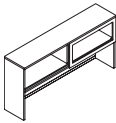
W x D x H (in)	W x D x H (mm)	Code	All Laminate (\$)	HPL Surfaces (\$)
72 x 16 x 36	1800 x 400 x 900	M1NN_-EC723616P	2,014	N/A
66 x 16 x 36	1650 x 400 x 900	M1NN_-EC663616P	1,937	N/A
60 x 16 x 36	1500 x 400 x 900	M1NN_-EC603616P	1,844	N/A
54 x 16 x 36	1350 x 400 x 900	M1NN_-EC543616P	1,767	N/A
48 x 16 x 36	1200 x 400 x 900	M1NN_-EC483616P	1,671	N/A

**Edge N. Specify the accent color (A, S). To be used with 1" surfaces.**

72 x 16 x 36	1800 x 400 x 900	M5_N_-EC723616P	2,225	N/A
66 x 16 x 36	1650 x 400 x 900	M5_N_-EC663616P	2,138	N/A
60 x 16 x 36	1500 x 400 x 900	M5_N_-EC603616P	2,053	N/A
54 x 16 x 36	1350 x 400 x 900	M5_N_-EC543616P	1,968	N/A
48 x 16 x 36	1200 x 400 x 900	M5_N_-EC483616P	1,875	N/A

**Specify the edge (N, 1, 2). Specify the accent color (A, S). To be used with 1½" surfaces.**

**Hutches with translucent sliding door – 36" H**



Door insert option, change T to: X Matrix, add \$465.

*Sliding door covers half of the storage. Clearance: 17" (432 mm). 1 grammet. Full-width wire access. Can accommodate a tackboard, refer to page 35.*

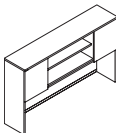
W x D x H (in)	W x D x H (mm)	Code	All Laminate (\$)	HPL Surfaces (\$)
72 x 16 x 36	1800 x 400 x 900	M1NNS-EC723616T	2,494	N/A
66 x 16 x 36	1650 x 400 x 900	M1NNS-EC663616T	2,417	N/A
60 x 16 x 36	1500 x 400 x 900	M1NNS-EC603616T	2,332	N/A
54 x 16 x 36	1350 x 400 x 900	M1NNS-EC543616T	2,247	N/A
48 x 16 x 36	1200 x 400 x 900	M1NNS-EC483616T	2,161	N/A

**Edge N. Accent color S. To be used with 1" surfaces.**

72 x 16 x 36	1800 x 400 x 900	M5_NS-EC723616T	2,704	N/A
66 x 16 x 36	1650 x 400 x 900	M5_NS-EC663616T	2,619	N/A
60 x 16 x 36	1500 x 400 x 900	M5_NS-EC603616T	2,542	N/A
54 x 16 x 36	1350 x 400 x 900	M5_NS-EC543616T	2,448	N/A
48 x 16 x 36	1200 x 400 x 900	M5_NS-EC483616T	2,366	N/A

**Specify the edge (N, 1, 2). Accent color S. To be used with 1½" surfaces.**

**Hutches with laminate doors, opened center – 44" H**



*Clearance: 20½" (513 mm). Adjustable shelves. 1 grammet. Full-width wire access. Can accommodate a tackboard, refer to page 35.*

W x D x H (in)	W x D x H (mm)	Code	All Laminate (\$)	HPL Surfaces (\$)
72 x 16 x 44	1800 x 400 x 1099	M1NN_-E0724416P	1,744	N/A
66 x 16 x 44	1650 x 400 x 1099	M1NN_-E0664416P	1,659	N/A
60 x 16 x 44	1500 x 400 x 1099	M1NN_-E0604416P	1,590	N/A
54 x 16 x 44	1350 x 400 x 1099	M1NN_-E0544416P	1,497	N/A
48 x 16 x 44	1200 x 400 x 1099	M1NN_-E0484416P	1,425	N/A

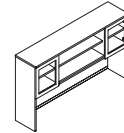
**Edge N. Specify the accent color (A, S). To be used with 1" surfaces.**

**Hutches with laminate doors, opened center – 44" H (cont'd)**

W x D x H (in)	W x D x H (mm)	Code	All Laminate (\$)	HPL Surfaces (\$)
72 x 16 x 44	1800 x 400 x 1099	M5_N_-E0724416P	1,924	N/A
66 x 16 x 44	1650 x 400 x 1099	M5_N_-E0664416P	1,831	N/A
60 x 16 x 44	1500 x 400 x 1099	M5_N_-E0604416P	1,759	N/A
54 x 16 x 44	1350 x 400 x 1099	M5_N_-E0544416P	1,665	N/A
48 x 16 x 44	1200 x 400 x 1099	M5_N_-E0484416P	1,565	N/A

**Specify the edge (N, 1, 2). Specify the accent color (A, S). To be used with 1½" surfaces.**

**Hutches with translucent doors, opened center – 44" H**



Door insert option, change T to: X Matrix, add \$311.

*Clearance: 20½" (513 mm). Adjustable shelves. 1 grammet. Full-width wire access. Can accommodate a tackboard, refer to page 35.*

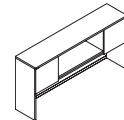
W x D x H (in)	W x D x H (mm)	Code	All Laminate (\$)	HPL Surfaces (\$)
72 x 16 x 44	1800 x 400 x 1099	M1NNS-E0724416T	2,132	N/A
66 x 16 x 44	1650 x 400 x 1099	M1NNS-E0664416T	2,047	N/A
60 x 16 x 44	1500 x 400 x 1099	M1NNS-E0604416T	1,978	N/A
54 x 16 x 44	1350 x 400 x 1099	M1NNS-E0544416T	1,884	N/A
48 x 16 x 44	1200 x 400 x 1099	M1NNS-E0484416T	1,810	N/A

**Edge N. Accent color S. To be used with 1" surfaces.**

72 x 16 x 44	1800 x 400 x 1099	M5_NS-E0724416T	2,309	N/A
66 x 16 x 44	1650 x 400 x 1099	M5_NS-E0664416T	2,216	N/A
60 x 16 x 44	1500 x 400 x 1099	M5_NS-E0604416T	2,145	N/A
54 x 16 x 44	1350 x 400 x 1099	M5_NS-E0544416T	2,053	N/A
48 x 16 x 44	1200 x 400 x 1099	M5_NS-E0484416T	1,951	N/A

**Specify the edge (N, 1, 2). Accent color S. To be used with 1½" surfaces.**

**Hutches with laminate doors, opened center – 36" H**



Door insert option, change T to: X Matrix, add \$311.

*Clearance: 17" (432 mm). 1 grammet. Full-width wire access. Can accommodate a tackboard, refer to page 35.*

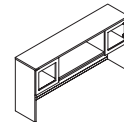
W x D x H (in)	W x D x H (mm)	Code	All Laminate (\$)	HPL Surfaces (\$)
72 x 16 x 36	1800 x 400 x 900	M1NN_-E0723616P	1,577	N/A
66 x 16 x 36	1650 x 400 x 900	M1NN_-E0663616P	1,497	N/A
60 x 16 x 36	1500 x 400 x 900	M1NN_-E0603616P	1,425	N/A
54 x 16 x 36	1350 x 400 x 900	M1NN_-E0543616P	1,341	N/A
48 x 16 x 36	1200 x 400 x 900	M1NN_-E0483616P	1,266	N/A

**Edge N. Specify the accent color (A, S). To be used with 1" surfaces.**

72 x 16 x 36	1800 x 400 x 900	M5_N_-E0723616P	1,759	N/A
66 x 16 x 36	1650 x 400 x 900	M5_N_-E0663616P	1,665	N/A
60 x 16 x 36	1500 x 400 x 900	M5_N_-E0603616P	1,596	N/A
54 x 16 x 36	1350 x 400 x 900	M5_N_-E0543616P	1,504	N/A
48 x 16 x 36	1200 x 400 x 900	M5_N_-E0483616P	1,403	N/A

**Specify the edge (N, 1, 2). Specify the accent color (A, S). To be used with 1½" surfaces.**

**Hutches with translucent doors, opened center – 36" H**



Door insert option, change T to: X Matrix, add \$311.

*Clearance: 17" (432 mm). 1 grammet. Full-width wire access. Can accommodate a tackboard, refer to page 35.*

W x D x H (in)	W x D x H (mm)	Code	All Laminate (\$)	HPL Surfaces (\$)
72 x 16 x 36	1800 x 400 x 900	M1NNS-E0723616T	1,968	N/A
66 x 16 x 36	1650 x 400 x 900	M1NNS-E0663616T	1,884	N/A
60 x 16 x 36	1500 x 400 x 900	M1NNS-E0603616T	1,810	N/A
54 x 16 x 36	1350 x 400 x 900	M1NNS-E0543616T	1,729	N/A
48 x 16 x 36	1200 x 400 x 900	M1NNS-E0483616T	1,650	N/A

**Edge N. Accent color S. To be used with 1" surfaces.**

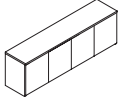
72 x 16 x 36	1800 x 400 x 900	M5_NS-E0723616T	2,145	N/A
66 x 16 x 36	1650 x 400 x 900	M5_NS-E0663616T	2,053	N/A
60 x 16 x 36	1500 x 400 x 900	M5_NS-E0603616T	1,983	N/A
54 x 16 x 36	1350 x 400 x 900	M5_NS-E0543616T	1,891	N/A
48 x 16 x 36	1200 x 400 x 900	M5_NS-E0483616T	1,791	N/A

**Specify the edge (N, 1, 2). Accent color S. To be used with 1½" surfaces.**



All Laminate (\$)  
HPL Surfaces (\$)

**Wall-mounted hutches with laminate doors – 22" H**



72" to 60": 4 doors  
54" to 48": 3 doors

*Adjustable shelves. Hanger bar included for wall-mount installation. Can accommodate a tackboard, refer to page 35.*

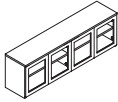
W x D x H (in)	W x D x H (mm)	Code	All Laminate (\$)	HPL Surfaces (\$)
72 x 16 x 22	1800 x 400 x 567	M1NNN-EM722216P	1,744	N/A
66 x 16 x 22	1650 x 400 x 567	M1NNN-EM662216P	1,659	N/A
60 x 16 x 22	1500 x 400 x 567	M1NNN-EM602216P	1,590	N/A
54 x 16 x 22	1350 x 400 x 567	M1NNN-EM542216P	1,497	N/A
48 x 16 x 22	1200 x 400 x 567	M1NNN-EM482216P	1,425	N/A

**Edge N. To be used with 1" surfaces.**

72 x 16 x 22	1800 x 400 x 567	M5_NN-EM722216P	1,924	N/A
66 x 16 x 22	1650 x 400 x 567	M5_NN-EM662216P	1,831	N/A
60 x 16 x 22	1500 x 400 x 567	M5_NN-EM602216P	1,759	N/A
54 x 16 x 22	1350 x 400 x 567	M5_NN-EM542216P	1,665	N/A
48 x 16 x 22	1200 x 400 x 567	M5_NN-EM482216P	1,565	N/A

**Specify the edge (N, 1, 2). To be used with 1½" surfaces.**

**Wall-mounted hutches with translucent doors – 22" H**



Door insert option, change T to: X Matrix.  
72" to 60": 4 doors  
X Matrix, add \$620;  
54" to 48": 3 doors  
X Matrix, add \$465.

*Adjustable shelves. Hanger bar included for wall-mount installation. Can accommodate a tackboard, refer to page 35.*

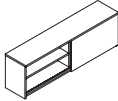
W x D x H (in)	W x D x H (mm)	Code	All Laminate (\$)	HPL Surfaces (\$)
72 x 16 x 22	1800 x 400 x 567	M1NNS-EM722216T	2,519	N/A
66 x 16 x 22	1650 x 400 x 567	M1NNS-EM662216T	2,434	N/A
60 x 16 x 22	1500 x 400 x 567	M1NNS-EM602216T	2,366	N/A
54 x 16 x 22	1350 x 400 x 567	M1NNS-EM542216T	2,078	N/A
48 x 16 x 22	1200 x 400 x 567	M1NNS-EM482216T	2,007	N/A

**Edge N. Accent color S. To be used with 1" surfaces.**

72 x 16 x 22	1800 x 400 x 567	M5_NS-EM722216T	2,697	N/A
66 x 16 x 22	1650 x 400 x 567	M5_NS-EM662216T	2,602	N/A
60 x 16 x 22	1500 x 400 x 567	M5_NS-EM602216T	2,534	N/A
54 x 16 x 22	1350 x 400 x 567	M5_NS-EM542216T	2,247	N/A
48 x 16 x 22	1200 x 400 x 567	M5_NS-EM482216T	2,145	N/A

**Specify the edge (N, 1, 2). Accent color S. To be used with 1½" surfaces.**

**Wall-mounted hutches with laminate doors – 22" H**



72" to 60": 4 doors  
54" to 48": 3 doors

*Adjustable shelves. Hanger bar included for wall-mount installation. Can accommodate a tackboard, refer to page 35.*

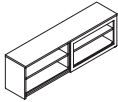
W x D x H (in)	W x D x H (mm)	Code	All Laminate (\$)	HPL Surfaces (\$)
72 x 16 x 22	1800 x 400 x 567	M1NNN-EMC722216P	2,091	N/A
66 x 16 x 22	1650 x 400 x 567	M1NNN-EMC662216P	2,014	N/A
60 x 16 x 22	1500 x 400 x 567	M1NNN-EMC602216P	1,944	N/A
54 x 16 x 22	1350 x 400 x 567	M1NNN-EMC542216P	1,852	N/A
48 x 16 x 22	1200 x 400 x 567	M1NNN-EMC482216P	1,783	N/A

**Edge N. To be used with 1" surfaces.**

72 x 16 x 22	1800 x 400 x 567	M5_NN-EMC722216P	2,271	N/A
66 x 16 x 22	1650 x 400 x 567	M5_NN-EMC662216P	2,184	N/A
60 x 16 x 22	1500 x 400 x 567	M5_NN-EMC602216P	2,107	N/A
54 x 16 x 22	1350 x 400 x 567	M5_NN-EMC542216P	2,025	N/A
48 x 16 x 22	1200 x 400 x 567	M5_NN-EMC482216P	1,924	N/A

**Specify the edge (N, 1, 2). To be used with 1½" surfaces.**

**Wall-mounted hutches with translucent sliding door – 22" H**



Door insert option, change T to: X Matrix, add \$465.

*Adjustable shelves. Hanger bar included for wall-mount installation. Can accommodate a tackboard, refer to page 35.*

W x D x H (in)	W x D x H (mm)	Code	All Laminate (\$)	HPL Surfaces (\$)
72 x 16 x 22	1800 x 400 x 567	M1NNS-EMC722216T	2,560	N/A
66 x 16 x 22	1650 x 400 x 567	M1NNS-EMC662216T	2,478	N/A
60 x 16 x 22	1500 x 400 x 567	M1NNS-EMC602216T	2,408	N/A
54 x 16 x 22	1350 x 400 x 567	M1NNS-EMC542216T	2,317	N/A
48 x 16 x 22	1200 x 400 x 567	M1NNS-EMC482216T	2,247	N/A

**Edge N. Accent color S. To be used with 1" surfaces.**



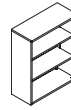
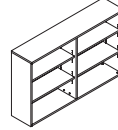
All Laminate (\$)  
HPL Surfaces (\$)

**Wall-mounted hutches with translucent sliding door – 22" H (cont'd)**

W x D x H (in)	W x D x H (mm)	Code	All Laminate (\$)	HPL Surfaces (\$)
72 x 16 x 22	1800 x 400 x 567	M5_NS-EMC722216T	2,737	N/A
66 x 16 x 22	1650 x 400 x 567	M5_NS-EMC662216T	2,649	N/A
60 x 16 x 22	1500 x 400 x 567	M5_NS-EMC602216T	2,573	N/A
54 x 16 x 22	1350 x 400 x 567	M5_NS-EMC542216T	2,487	N/A
48 x 16 x 22	1200 x 400 x 567	M5_NS-EMC482216T	2,386	N/A

**Specify the edge (N, 1, 2). Accent color S. To be used with 1½" surfaces.**

**Open bookcase hutches – 44" H**



*Adjustable shelves. Can accommodate a tackboard, refer to page 35.*

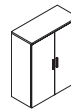
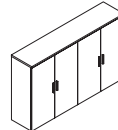
72 x 16 x 44	1800 x 400 x 1099	M1NNN-EB724416	1,504	N/A
36 x 16 x 44	900 x 400 x 1099	M1NNN-EB364416	960	N/A

**Edge N. To be used with 1" surfaces.**

72 x 16 x 44	1800 x 400 x 1099	M5_NN-EB724416	1,671	N/A
36 x 16 x 44	900 x 400 x 1099	M5_NN-EB364416	1,038	N/A

**Specify the edge (N, 1, 2). To be used with 1½" surfaces.**

**Bookcase hutches with doors – 44" H**



*Adjustable shelves. Can accommodate a tackboard, refer to page 35.*

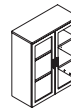
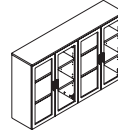
72 x 16 x 44	1800 x 400 x 1099	M1N__-EB724416P	2,216	N/A
36 x 16 x 44	900 x 400 x 1099	M1N__-EB364416P	1,318	N/A

**Edge N. Specify the handle code (A, C, K, W, Z). Specify the accent color (A, S). To be used with 1" surfaces.**

72 x 16 x 44	1800 x 400 x 1099	M5__-EB724416P	2,386	N/A
36 x 16 x 44	900 x 400 x 1099	M5__-EB364416P	1,403	N/A

**Specify the edge (N, 1, 2). Specify the handle code (A, C, K, W, Z). Specify the accent color (A, S). To be used with 1½" surfaces.**

**Bookcase hutches with translucent doors – 44" H**



*Adjustable shelves. Can accommodate a tackboard, refer to page 35.*

72 x 16 x 44	1800 x 400 x 1099	M1N_S-EB724416T	3,453	N/A
36 x 16 x 44	900 x 400 x 1099	M1N_S-EB364416T	1,937	N/A

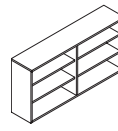
**Edge N. Accent color S. Specify the handle code (A, C, K, W, Z). To be used with 1" surfaces.**

72 x 16 x 44	1800 x 400 x 1099	M5__S-EB724416T	3,627	N/A
36 x 16 x 44	900 x 400 x 1099	M5__S-EB364416T	2,026	N/A

**Specify the edge (N, 1, 2). Accent color S. Specify the handle code (A, C, K, W, Z). To be used with 1½" surfaces.**

Door insert option, change T to: X Matrix, add \$1,239 for EB724416X; add \$620 for EB364416X.

**Open bookcase hutches – 36" H**



*Adjustable shelves. Can accommodate a tackboard, refer to page 35.*

72 x 16 x 36	1800 x 400 x 900	M1NNN-EB723616	1,357	N/A
36 x 16 x 36	900 x 400 x 900	M1NNN-EB363616	862	N/A

**Edge N. To be used with 1" surfaces.**

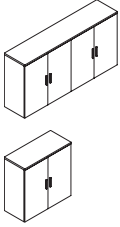
72 x 16 x 36	1800 x 400 x 900	M5_NN-EB723616	1,504	N/A
36 x 16 x 36	900 x 400 x 900	M5_NN-EB363616	936	N/A

**Specify the edge (N, 1, 2). To be used with 1½" surfaces.**



All Laminate (\$)  
HPL Surfaces (\$)

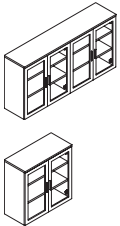
**Bookcase hutches with laminate doors – 36" H**



W x D x H (in)	W x D x H (mm)	Code	All Laminate (\$)	HPL Surfaces (\$)
<i>Adjustable shelves. Can accommodate a tackboard, refer to page 35.</i>				
72 x 16 x 36	1800 x 400 x 900	M1N_--EB723616P	2,001	N/A
36 x 16 x 36	900 x 400 x 900	M1N_--EB363616P	1,185	N/A
<b>Edge N. Specify the handle code (A, C, K, W, Z). To be used with 1" surfaces.</b>				
72 x 16 x 36	1800 x 400 x 900	M5_--EB723616P	2,145	N/A
36 x 16 x 36	900 x 400 x 900	M5_--EB363616P	1,266	N/A

**Specify the edge (N, 1, 2). Specify the handle code (A, C, K, W, Z). To be used with 1½" surfaces.**

**Bookcase hutches with translucent doors – 36" H**

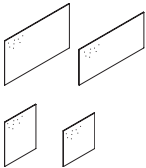


W x D x H (in)	W x D x H (mm)	Code	All Laminate (\$)	HPL Surfaces (\$)
<i>Adjustable shelves. Can accommodate a tackboard, refer to page 35.</i>				
72 x 16 x 36	1800 x 400 x 900	M1N_S-EB723616T	3,240	N/A
36 x 16 x 36	900 x 400 x 900	M1N_S-EB363616T	1,805	N/A
<b>Edge N. Accent color S. Specify the handle code (A, C, K, W, Z). To be used with 1" surfaces.</b>				
72 x 16 x 36	1800 x 400 x 900	M5N_S-EB723616T	3,386	N/A
36 x 16 x 36	900 x 400 x 900	M5N_S-EB363616T	1,884	N/A

**Specify the edge (N, 1, 2). Accent color S. Specify the handle code (A, C, K, W, Z). To be used with 1½" surfaces.**

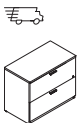
Door insert option, change T to: X Matrix, add \$1,239 for EB723616X; add \$620 for EB363616X.

**Tackboards**



W x D x H (in)	W x D x H (mm)	Code	All Laminate (\$)	HPL Surfaces (\$)
<i>To be used on back of bookcase hutches. These prices are applicable for United Chair® Grade 1 and 2 fabrics. For other United Chair® grades add: Grade 3: 15%, Grade 4: 20%, Grade 5: 25%, Grade 6: 30%, Grade 7: 35%. For any other dimension, please contact the Quotations Department.</i>				
70 x 1½ x 42	1740 x 13 x 1040	MNNNN-TK7042EB	729	N/A
70 x 1½ x 34	1740 x 13 x 840	MNNNN-TK7034EB	683	N/A
34 x 1½ x 42	840 x 13 x 1040	MNNNN-TK3442EB	479	N/A
34 x 1½ x 34	840 x 13 x 840	MNNNN-TK3434EB	441	N/A

**Lateral file units**



W x D x H (in)	W x D x H (mm)	Code	All Laminate (\$)	HPL Surfaces (\$)
<i>2 file drawers with suspension bars. Lock. Optional counterweight to meet BIFMA standards, refer to page 119.</i>				
36 x 24 x 29¾	900 x 600 x 744	M_N_--2436LF	1,466	1,767
36 x 20 x 29¾	900 x 500 x 744	M_N_--2036LF	1,425	1,717
<b>Specify the surface type (1, 2). Edge N. Specify the handle code (A, C, K, W, Z). Specify the accent color (A, S).</b>				
36 x 24 x 29¾	900 x 600 x 757	M_--2436LF	1,619	1,951
36 x 20 x 29¾	900 x 500 x 757	M_--2036LF	1,572	1,884

**Specify the surface type (5, 6). Specify the edge (N, 1, 2). Specify the handle code (A, C, K, W, Z). Specify the accent color (A, S).**

**Open lateral file units**



W x D x H (in)	W x D x H (mm)	Code	All Laminate (\$)	HPL Surfaces (\$)
<i>1 file drawer with suspension bar. Lock. Optional counterweight to meet BIFMA standards, refer to page 119.</i>				
36 x 24 x 29¾	900 x 600 x 744	M_N_--SLF2436	1,131	1,364
36 x 20 x 29¾	900 x 500 x 744	M_N_--SLF2036	1,084	1,303
<b>Specify the surface type (1, 2). Edge N. Specify the handle code (A, C, K, W, Z). Specify the accent color (A, S).</b>				
36 x 24 x 29¾	900 x 600 x 757	M_--SLF2436	1,278	1,543
36 x 20 x 29¾	900 x 500 x 757	M_--SLF2036	1,233	1,471

**Specify the surface type (5, 6). Specify the edge (N, 1, 2). Specify the handle code (A, C, K, W, Z). Specify the accent color (A, S).**

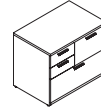
**Bookcase units**



W x D x H (in)	W x D x H (mm)	Code	All Laminate (\$)	HPL Surfaces (\$)
<i>Bookcase with doors and adjustable shelf.</i>				
36 x 24 x 29¾	900 x 600 x 744	M_N_--2436B	1,266	1,524
36 x 20 x 29¾	900 x 500 x 744	M_N_--2036B	1,201	1,448
<b>Specify the surface type (1, 2). Edge N. Specify the handle code (A, C, K, W, Z). Specify the accent color (A, S).</b>				
36 x 24 x 29¾	900 x 600 x 757	M_--2436B	1,425	1,717
36 x 20 x 29¾	900 x 500 x 757	M_--2036B	1,371	1,643

**Specify the surface type (5, 6). Specify the edge (N, 1, 2). Specify the handle code (A, C, K, W, Z). Specify the accent color (A, S).**

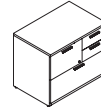
**Combined pedestals**



W x D x H (in)	W x D x H (mm)	Code	All Laminate (\$)	HPL Surfaces (\$)
<i>2 box drawers on left, 2 file drawers with suspension bars. Lock. Pencil tray. Optional counterweight to meet BIFMA standards, refer to page 119.</i>				
36 x 24 x 29	900 x 600 x 744	M_N_--2436CO	1,852	1,991
30 x 24 x 29	750 x 600 x 744	M_N_--2430CO	1,797	1,937
36 x 20 x 29	900 x 500 x 744	M_N_--2036CO	1,797	1,937
30 x 20 x 29	750 x 500 x 744	M_N_--2030CO	1,751	1,884
<b>Specify the surface type (1, 2). Edge N. Specify the handle code (A, C, K, W, Z). Specify the accent color (A, S).</b>				
36 x 24 x 29½	900 x 600 x 757	M_--2436CO	2,037	2,193
30 x 24 x 29½	750 x 600 x 757	M_--2430CO	1,978	2,125
36 x 20 x 29½	900 x 500 x 757	M_--2036CO	1,978	2,125
30 x 20 x 29½	750 x 500 x 757	M_--2030CO	1,931	2,062

**Specify the surface type (5, 6). Specify the edge (N, 1, 2). Specify the handle code (A, C, K, W, Z). Specify the accent color (A, S).**

**Combined pedestals**



W x D x H (in)	W x D x H (mm)	Code	All Laminate (\$)	HPL Surfaces (\$)
<i>2 box drawers on right, 2 file drawers with suspension bars. Lock. Pencil tray. Optional counterweight to meet BIFMA standards, refer to page 119.</i>				
36 x 24 x 29	900 x 600 x 744	M_N_--C02436	1,852	1,991
30 x 24 x 29	750 x 600 x 744	M_N_--C02430	1,797	1,937
36 x 20 x 29	900 x 500 x 744	M_N_--C02036	1,797	1,937
30 x 20 x 29	750 x 500 x 744	M_N_--C02030	1,751	1,884
<b>Specify the surface type (1, 2). Edge N. Specify the handle code (A, C, K, W, Z). Specify the accent color (A, S).</b>				
36 x 24 x 29½	900 x 600 x 757	M_--C02436	2,037	2,193
30 x 24 x 29½	750 x 600 x 757	M_--C02430	1,978	2,125
36 x 20 x 29½	900 x 500 x 757	M_--C02036	1,978	2,125
30 x 20 x 29½	750 x 500 x 757	M_--C02030	1,931	2,062

**Specify the surface type (5, 6). Specify the edge (N, 1, 2). Specify the handle code (A, C, K, W, Z). Specify the accent color (A, S).**

**Modular lateral files**



W x D x H (in)	W x D x H (mm)	Code	All Laminate (\$)	HPL Surfaces (\$)
<i>2 file drawers with suspension bars. Lock. Must be installed under a work surface. 1 tone only.</i>				
36 x 18 x 28	900 x 466 x 719	MNN_--1836LFL	1,389	N/A
30 x 18 x 28	750 x 466 x 719	MNN_--1830LFL	1,348	N/A
<b>Specify the handle code (A, C, K, W, Z). Specify the accent color (A, S).</b>				

**Modular combined pedestals**



W x D x H (in)	W x D x H (mm)	Code	All Laminate (\$)	HPL Surfaces (\$)
<i>2 box drawers on left, 2 file drawers with suspension bars. Lock. Pencil tray. Must be installed under a work surface. 1 tone only.</i>				
36 x 18 x 28	900 x 466 x 719	MNN_--1836COL	1,717	N/A
30 x 18 x 28	750 x 466 x 719	MNN_--1830COL	1,605	N/A
<b>Specify the handle code (A, C, K, W, Z). Specify the accent color (A, S).</b>				

**Modular combined pedestals**



W x D x H (in)	W x D x H (mm)	Code	All Laminate (\$)	HPL Surfaces (\$)
<i>2 box drawers on right, 2 file drawers with suspension bars. Lock. Pencil tray. Must be installed under a work surface. 1 tone only.</i>				
36 x 18 x 28	900 x 466 x 719	MNN_--C01836L	1,717	N/A
30 x 18 x 28	750 x 466 x 719	MNN_--C01830L	1,605	N/A
<b>Specify the handle code (A, C, K, W, Z). Specify the accent color (A, S).</b>				



All Laminate (\$)  
HPL Surfaces (\$)

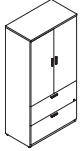
**Modular bookcases with doors**



W x D x H (in)	W x D x H (mm)	Code	All Laminate (\$)	HPL Surfaces (\$)
<i>1 adjustable shelf. Lock. Must be installed under a work surface. 1 tone only.</i>				
36 x 18 x 28	900 x 466 x 719	MNN__-1836BL	1,185	N/A
30 x 18 x 28	750 x 466 x 719	MNN__-1830BL	1,124	N/A

Specify the handle code (A, C, K, W, Z). Specify the accent color (A, S).

**Storage / lateral file cabinets with laminate doors**



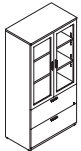
W x D x H (in)	W x D x H (mm)	Code	All Laminate (\$)	HPL Surfaces (\$)
<i>Bookcase with doors, 2 adjustable shelves. 2 file drawers with suspension bars. Lock on drawers.</i>				
36 x 24 x 73 3/8	900 x 600 x 1844	M1N__-243673LFB	2,689	N/A
36 x 20 x 73 3/8	900 x 500 x 1844	M1N__-203673LFB	2,434	N/A

Edge N. Specify the handle code (A, C, K, W, Z). Specify the accent color (A, S). To be used with 1" surfaces.

Specify the edge (N, 1, 2). Specify the handle code (A, C, K, W, Z). Specify the accent color (A, S). To be used with 1 1/2" surfaces.

36 x 24 x 73 3/8	900 x 600 x 1856	M5__-243673LFB	3,015	N/A
36 x 20 x 73 3/8	900 x 500 x 1856	M5__-203673LFB	2,755	N/A

**Storage / lateral file cabinets with translucent doors**



W x D x H (in)	W x D x H (mm)	Code	All Laminate (\$)	HPL Surfaces (\$)
<i>Bookcase with doors, 2 adjustable shelves. 2 file drawers with suspension bars. Lock on drawers.</i>				
36 x 24 x 73 3/8	900 x 600 x 1844	M1N_S-243673LFBT	3,308	N/A
36 x 20 x 73 3/8	900 x 500 x 1844	M1N_S-203673LFBT	3,055	N/A

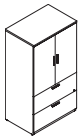
Edge N. Specify the handle code (A, C, K, W, Z). Accent color S. To be used with 1" surfaces.

36 x 24 x 73 3/8	900 x 600 x 1856	M5_S-243673LFBT	3,518	N/A
36 x 20 x 73 3/8	900 x 500 x 1856	M5_S-203673LFBT	3,269	N/A

Specify the edge (N, 1, 2). Specify the handle code (A, C, K, W, Z). Accent color S. To be used with 1 1/2" surfaces.

Door insert option, change T to: X Matrix, add \$774.

**Storage / lateral file cabinets with laminate doors**



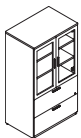
W x D x H (in)	W x D x H (mm)	Code	All Laminate (\$)	HPL Surfaces (\$)
<i>Bookcase with doors, 2 adjustable shelves. 2 file drawers with suspension bars. Lock on drawers.</i>				
36 x 24 x 65 3/8	900 x 600 x 1644	M1N__-243665LFB	2,597	N/A
36 x 20 x 65 3/8	900 x 500 x 1644	M1N__-203665LFB	2,339	N/A

Edge N. Specify the handle code (A, C, K, W, Z). Specify the accent color (A, S). To be used with 1" surfaces.

36 x 24 x 65 3/8	900 x 600 x 1657	M5__-243665LFB	2,806	N/A
36 x 20 x 65 3/8	900 x 500 x 1657	M5__-203665LFB	2,560	N/A

Specify the edge (N, 1, 2). Specify the handle code (A, C, K, W, Z). Specify the accent color (A, S). To be used with 1 1/2" surfaces.

**Storage / lateral file cabinets with translucent doors**



W x D x H (in)	W x D x H (mm)	Code	All Laminate (\$)	HPL Surfaces (\$)
<i>Bookcase with doors, 2 adjustable shelves. 2 file drawers with suspension bars. Lock on drawers.</i>				
36 x 24 x 65 3/8	900 x 600 x 1644	M1N_S-243665LFBT	3,240	N/A
36 x 20 x 65 3/8	900 x 500 x 1644	M1N_S-203665LFBT	2,983	N/A

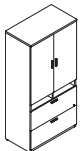
Edge N. Specify the handle code (A, C, K, W, Z). Accent color S. To be used with 1" surfaces.

36 x 24 x 65 3/8	900 x 600 x 1657	M5_S-243665LFBT	3,448	N/A
36 x 20 x 65 3/8	900 x 500 x 1657	M5_S-203665LFBT	3,203	N/A

Specify the edge (N, 1, 2). Specify the handle code (A, C, K, W, Z). Accent color S. To be used with 1 1/2" surfaces.

Door insert option, change T to: X Matrix, add \$774.

**Storage / lateral file cabinets with pigeonholes and laminate doors**



W x D x H (in)	W x D x H (mm)	Code	All Laminate (\$)	HPL Surfaces (\$)
<i>Bookcase with doors, 2 adjustable shelves. 2 pigeonholes. 2 file drawers with suspension bars. Lock on drawers.</i>				
36 x 24 x 73 3/8	900 x 600 x 1844	M1N__-243673LDB	2,851	N/A
36 x 20 x 73 3/8	900 x 500 x 1844	M1N__-203673LDB	2,597	N/A

Edge N. Specify the handle code (A, C, K, W, Z). Specify the accent color (A, S). To be used with 1" surfaces.

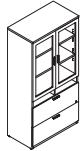
36 x 24 x 73 3/8	900 x 600 x 1856	M5__-243673LDB	3,062	N/A
36 x 20 x 73 3/8	900 x 500 x 1856	M5__-203673LDB	2,813	N/A

Specify the edge (N, 1, 2). Specify the handle code (A, C, K, W, Z). Specify the accent color (A, S). To be used with 1 1/2" surfaces.



All Laminate (\$)  
HPL Surfaces (\$)

**Storage / lateral file cabinets with pigeonholes and translucent doors**



W x D x H (in)	W x D x H (mm)	Code	All Laminate (\$)	HPL Surfaces (\$)
<i>Bookcase with doors, 2 adjustable shelves. 2 pigeonholes. 2 file drawers with suspension bars. Lock on drawers.</i>				
36 x 24 x 73 3/8	900 x 600 x 1844	M1N_S-243673LDBT	3,473	N/A
36 x 20 x 73 3/8	900 x 500 x 1844	M1N_S-203673LDBT	3,215	N/A

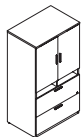
Edge N. Specify the handle code (A, C, K, W, Z). Accent color S. To be used with 1" surfaces.

36 x 24 x 73 3/8	900 x 600 x 1856	M5__-243673LDBT	3,680	N/A
36 x 20 x 73 3/8	900 x 500 x 1856	M5__-203673LDBT	3,435	N/A

Specify the edge (N, 1, 2). Specify the handle code (A, C, K, W, Z). Accent color S. To be used with 1 1/2" surfaces.

Door insert option, change T to: X Matrix, add \$774.

**Storage / lateral file cabinets with pigeonholes and laminate doors**



W x D x H (in)	W x D x H (mm)	Code	All Laminate (\$)	HPL Surfaces (\$)
<i>Bookcase with doors, 2 adjustable shelves. 2 pigeonholes. 2 file drawers with suspension bars. Lock on drawers.</i>				
36 x 24 x 65 3/8	900 x 600 x 1644	M1N__-243665LDB	2,759	N/A
36 x 20 x 65 3/8	900 x 500 x 1644	M1N__-203665LDB	2,494	N/A

Edge N. Specify the handle code (A, C, K, W, Z). Specify the accent color (A, S). To be used with 1" surfaces.

36 x 24 x 65 3/8	900 x 600 x 1657	M5__-243665LDB	2,970	N/A
36 x 20 x 65 3/8	900 x 500 x 1657	M5__-203665LDB	2,711	N/A

Specify the edge (N, 1, 2). Specify the handle code (A, C, K, W, Z). Specify the accent color (A, S). To be used with 1 1/2" surfaces.

**Storage / lateral file cabinets with pigeonholes and translucent doors**



W x D x H (in)	W x D x H (mm)	Code	All Laminate (\$)	HPL Surfaces (\$)
<i>Bookcase with doors, 2 adjustable shelves. 2 pigeonholes. 2 file drawers with suspension bars. Lock on drawers.</i>				
36 x 24 x 65 3/8	900 x 600 x 1644	M1N_S-243665LDBT	3,403	N/A
36 x 20 x 65 3/8	900 x 500 x 1644	M1N_S-203665LDBT	3,147	N/A

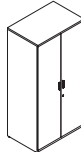
Edge N. Specify the handle code (A, C, K, W, Z). Accent color S. To be used with 1" surfaces.

36 x 24 x 65 3/8	900 x 600 x 1657	M5_S-243665LDBT	3,609	N/A
36 x 20 x 65 3/8	900 x 500 x 1657	M5_S-203665LDBT	3,362	N/A

Specify the edge (N, 1, 2). Specify the handle code (A, C, K, W, Z). Accent color S. To be used with 1 1/2" surfaces.

Door insert option, change T to: X Matrix, add \$774.

**Storage cabinets with laminate doors**



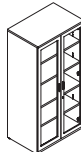
W x D x H (in)	W x D x H (mm)	Code	All Laminate (\$)	HPL Surfaces (\$)
<i>3 adjustable shelves. 1 full-width fixed shelf. Lock.</i>				
36 x 24 x 73 3/8	900 x 600 x 1844	M1N__-243673B	2,295	N/A
36 x 20 x 73 3/8	900 x 500 x 1844	M1N__-203673B	2,125	N/A

Edge N. Specify the handle code (A, C, K, W, Z). Specify the accent color (A, S). To be used with 1" surfaces.

36 x 24 x 73 3/8	900 x 600 x 1856	M5__-243673B	2,534	N/A
36 x 20 x 73 3/8	900 x 500 x 1856	M5__-203673B	2,339	N/A

Specify the edge (N, 1, 2). Specify the handle code (A, C, K, W, Z). Specify the accent color (A, S). To be used with 1 1/2" surfaces.

**Storage cabinets with translucent doors**



W x D x H (in)	W x D x H (mm)	Code	All Laminate (\$)	HPL Surfaces (\$)
<i>3 adjustable shelves. 1 full-width fixed shelf. Lock.</i>				
36 x 24 x 73 3/8	900 x 600 x 1844	M1N_S-243673BT	3,533	N/A
36 x 20 x 73 3/8	900 x 500 x 1844	M1N_S-203673BT	3,362	N/A

Edge N. Specify the handle code (A, C, K, W, Z). Accent color S. To be used with 1" surfaces.

36 x 24 x 73 3/8	900 x 600 x 1856	M5_S-243673BT	3,774	N/A
36 x 20 x 73 3/8	900 x 500 x 1856	M5_S-203673BT	3,580	N/A

Specify the edge (N, 1, 2). Specify the handle code (A, C, K, W, Z). Accent color S. To be used with 1 1/2" surfaces.

Door insert option, change T to: X Matrix, add \$1,239.



All HPL Laminate (\$) Surfaces (\$)

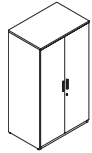


All HPL Laminate (\$) Surfaces (\$)

**Storage cabinets with laminate doors**

*3 adjustable shelves. 1 full-width fixed shelf. Lock.*

W x D x H (in)	W x D x H (mm)	Code	All Laminate (\$)	HPL Surfaces (\$)
36 x 24 x 65 <sup>3</sup> / <sub>8</sub>	900 x 600 x 1644	M1N__-243665B	2,203	N/A
36 x 20 x 65 <sup>3</sup> / <sub>8</sub>	900 x 500 x 1644	M1N__-203665B	2,025	N/A



**Edge N.** Specify the handle code (A, C, K, W, Z). Specify the accent color (A, S). To be used with 1" surfaces.

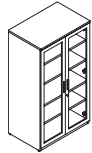
36 x 24 x 65 <sup>3</sup> / <sub>8</sub>	900 x 600 x 1657	M5__-243665B	2,433	N/A
36 x 20 x 65 <sup>3</sup> / <sub>8</sub>	900 x 500 x 1657	M5__-203665B	2,239	N/A

**Specify the edge (N, 1, 2). Specify the handle code (A, C, K, W, Z). Specify the accent color (A, S). To be used with 1½" surfaces.**

**Storage cabinets with translucent doors**

*3 adjustable shelves. 1 full-width fixed shelf. Lock.*

W x D x H (in)	W x D x H (mm)	Code	All Laminate (\$)	HPL Surfaces (\$)
36 x 24 x 65 <sup>3</sup> / <sub>8</sub>	900 x 600 x 1644	M1N_S-243665BT	3,487	N/A
36 x 20 x 65 <sup>3</sup> / <sub>8</sub>	900 x 500 x 1644	M1N_S-203665BT	3,308	N/A



Door insert option, change T to: X Matrix, add \$1,239.

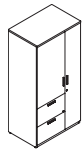
**Edge N.** Specify the handle code (A, C, K, W, Z). Accent color S. To be used with 1" surfaces.

36 x 24 x 65 <sup>3</sup> / <sub>8</sub>	900 x 600 x 1657	M5__S-243665BT	3,720	N/A
36 x 20 x 65 <sup>3</sup> / <sub>8</sub>	900 x 500 x 1657	M5__S-203665BT	3,533	N/A

**Specify the edge (N, 1, 2). Specify the handle code (A, C, K, W, Z). Accent color S. To be used with 1½" surfaces.**

**Combined storage cabinets with laminate doors**

*2 file drawers with suspension bars. Clothes hanger bar and 1 fixed shelf on wardrobe side (10¼" - 275 mm). 2 adjustable shelves. Lock on drawers and on full-height door.*



W x D x H (in)	W x D x H (mm)	Code	All Laminate (\$)	HPL Surfaces (\$)
36 x 24 x 73 <sup>3</sup> / <sub>8</sub>	900 x 600 x 1844	M1N__-243673FFB	3,642	N/A
36 x 20 x 73 <sup>3</sup> / <sub>8</sub>	900 x 500 x 1844	M1N__-203673FFB	3,479	N/A
36 x 24 x 65 <sup>3</sup> / <sub>8</sub>	900 x 600 x 1644	M1N__-243665FFB	3,549	N/A
36 x 20 x 65 <sup>3</sup> / <sub>8</sub>	900 x 500 x 1644	M1N__-203665FFB	3,386	N/A

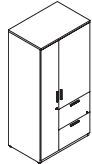
**Edge N.** Specify the handle code (A, C, K, W, Z). Specify the accent color (A, S). To be used with 1" surfaces.

36 x 24 x 73 <sup>3</sup> / <sub>8</sub>	900 x 600 x 1856	M5__-243673FFB	3,983	N/A
36 x 20 x 73 <sup>3</sup> / <sub>8</sub>	900 x 500 x 1856	M5__-203673FFB	3,820	N/A
36 x 24 x 65 <sup>3</sup> / <sub>8</sub>	900 x 600 x 1657	M5__-243665FFB	3,883	N/A
36 x 20 x 65 <sup>3</sup> / <sub>8</sub>	900 x 500 x 1657	M5__-203665FFB	3,720	N/A

**Specify the edge (N, 1, 2). Specify the handle code (A, C, K, W, Z). Specify the accent color (A, S). To be used with 1½" surfaces.**

**Combined storage cabinets with laminate doors**

*2 file drawers with suspension bars. Clothes hanger bar and 1 fixed shelf on wardrobe side (10¼" - 275 mm). 2 adjustable shelves. Lock on drawers and on full-height door.*



W x D x H (in)	W x D x H (mm)	Code	All Laminate (\$)	HPL Surfaces (\$)
36 x 24 x 73 <sup>3</sup> / <sub>8</sub>	900 x 600 x 1844	M1N__-243673BFF	3,642	N/A
36 x 20 x 73 <sup>3</sup> / <sub>8</sub>	900 x 500 x 1844	M1N__-203673BFF	3,479	N/A
36 x 24 x 65 <sup>3</sup> / <sub>8</sub>	900 x 600 x 1644	M1N__-243665BFF	3,549	N/A
36 x 20 x 65 <sup>3</sup> / <sub>8</sub>	900 x 500 x 1644	M1N__-203665BFF	3,386	N/A

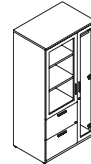
**Edge N.** Specify the handle code (A, C, K, W, Z). Specify the accent color (A, S). To be used with 1" surfaces.

36 x 24 x 73 <sup>3</sup> / <sub>8</sub>	900 x 600 x 1856	M5__-243673BFF	3,983	N/A
36 x 20 x 73 <sup>3</sup> / <sub>8</sub>	900 x 500 x 1856	M5__-203673BFF	3,820	N/A
36 x 24 x 65 <sup>3</sup> / <sub>8</sub>	900 x 600 x 1657	M5__-243665BFF	3,883	N/A
36 x 20 x 65 <sup>3</sup> / <sub>8</sub>	900 x 500 x 1657	M5__-203665BFF	3,720	N/A

**Specify the edge (N, 1, 2). Specify the handle code (A, C, K, W, Z). Specify the accent color (A, S). To be used with 1½" surfaces.**

**Combined storage cabinets with translucent doors**

*2 file drawers with suspension bars. Clothes hanger bar and 1 fixed shelf on wardrobe side (10¼" - 275 mm). 2 adjustable shelves. Lock on drawers and on full-height door.*



Door insert option, change T to: X Matrix, add \$930.

W x D x H (in)	W x D x H (mm)	Code	All Laminate (\$)	HPL Surfaces (\$)
36 x 24 x 73 <sup>3</sup> / <sub>8</sub>	900 x 600 x 1844	M1N_S-243673FFBT	4,610	N/A
36 x 20 x 73 <sup>3</sup> / <sub>8</sub>	900 x 500 x 1844	M1N_S-203673FFBT	4,449	N/A
36 x 24 x 65 <sup>3</sup> / <sub>8</sub>	900 x 600 x 1644	M1N_S-243665FFBT	4,509	N/A
36 x 20 x 65 <sup>3</sup> / <sub>8</sub>	900 x 500 x 1644	M1N_S-203665FFBT	4,352	N/A

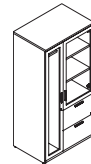
**Edge N.** Specify the handle code (A, C, K, W, Z). Accent color S. To be used with 1" surfaces.

36 x 24 x 73 <sup>3</sup> / <sub>8</sub>	900 x 600 x 1856	M5__S-243673FFBT	4,952	N/A
36 x 20 x 73 <sup>3</sup> / <sub>8</sub>	900 x 500 x 1856	M5__S-203673FFBT	4,788	N/A
36 x 24 x 65 <sup>3</sup> / <sub>8</sub>	900 x 600 x 1657	M5__S-243665FFBT	4,852	N/A
36 x 20 x 65 <sup>3</sup> / <sub>8</sub>	900 x 500 x 1657	M5__S-203665FFBT	4,686	N/A

**Specify the edge (N, 1, 2). Specify the handle code (A, C, K, W, Z). Accent color S. To be used with 1½" surfaces.**

**Combined storage cabinets with translucent doors**

*2 file drawers with suspension bars. Clothes hanger bar and 1 fixed shelf on wardrobe side (10¼" - 275 mm). 2 adjustable shelves. Lock on drawers and on full-height door.*



Door insert option, change T to: X Matrix, add \$930.

W x D x H (in)	W x D x H (mm)	Code	All Laminate (\$)	HPL Surfaces (\$)
36 x 24 x 73 <sup>3</sup> / <sub>8</sub>	900 x 600 x 1844	M1N_S-243673BFFT	4,610	N/A
36 x 20 x 73 <sup>3</sup> / <sub>8</sub>	900 x 500 x 1844	M1N_S-203673BFFT	4,449	N/A
36 x 24 x 65 <sup>3</sup> / <sub>8</sub>	900 x 600 x 1644	M1N_S-243665BFFT	4,509	N/A
36 x 20 x 65 <sup>3</sup> / <sub>8</sub>	900 x 500 x 1644	M1N_S-203665BFFT	4,352	N/A

**Edge N.** Specify the handle code (A, C, K, W, Z). Accent color S. To be used with 1" surfaces.

36 x 24 x 73 <sup>3</sup> / <sub>8</sub>	900 x 600 x 1856	M5__S-243673BFFT	4,952	N/A
36 x 20 x 73 <sup>3</sup> / <sub>8</sub>	900 x 500 x 1856	M5__S-203673BFFT	4,788	N/A
36 x 24 x 65 <sup>3</sup> / <sub>8</sub>	900 x 600 x 1657	M5__S-243665BFFT	4,852	N/A
36 x 20 x 65 <sup>3</sup> / <sub>8</sub>	900 x 500 x 1657	M5__S-203665BFFT	4,686	N/A


**Specify the edge (N, 1, 2). Specify the handle code (A, C, K, W, Z). Accent color S. To be used with 1½" surfaces.**

**Wardrobe units**

*Clothes hanger bar and 1 fixed shelf. Lock.*



Open right (CR)



Open left (CL)

W x D x H (in)	W x D x H (mm)	Code	All Laminate (\$)	HPL Surfaces (\$)
18 x 24 x 73 <sup>3</sup> / <sub>8</sub>	450 x 600 x 1844	M1N__-241873C__	1,852	N/A
18 x 20 x 73 <sup>3</sup> / <sub>8</sub>	450 x 500 x 1844	M1N__-201873C__	1,665	N/A
18 x 24 x 65 <sup>3</sup> / <sub>8</sub>	450 x 600 x 1644	M1N__-241865C__	1,759	N/A
18 x 20 x 65 <sup>3</sup> / <sub>8</sub>	450 x 500 x 1644	M1N__-201865C__	1,572	N/A

**Edge N.** Specify the handle code (A, C, K, W, Z). Specify the accent color (A, S). Specify the opening at the end of the code: on right (R) or on left (L). To be used with 1" surfaces.

18 x 24 x 73 <sup>3</sup> / <sub>8</sub>	450 x 600 x 1856	M5__-241873C__	1,937	N/A
18 x 20 x 73 <sup>3</sup> / <sub>8</sub>	450 x 500 x 1856	M5__-201873C__	1,737	N/A
18 x 24 x 65 <sup>3</sup> / <sub>8</sub>	450 x 600 x 1657	M5__-241865C__	1,837	N/A
18 x 20 x 65 <sup>3</sup> / <sub>8</sub>	450 x 500 x 1657	M5__-201865C__	1,637	N/A

**Specify the edge (N, 1, 2). Specify the handle code (A, C, K, W, Z). Specify the accent color (A, S). Specify the opening at the end of the code: on right (R) or on left (L). To be used with 1½" surfaces.**



All Laminate (\$)  
HPL Surfaces (\$)

**Wardrobe units**



Open right (CRT)



Open left (CLT)

Door insert option, specify at the end of the code.

X Matrix, add \$465.

W x D x H (in)	W x D x H (mm)	Code	All Laminate (\$)	HPL Surfaces (\$)
<i>Full-width clothes hanger bar and 1 fixed shelf. Lock.</i>				
18 x 24 x 73 <sup>7</sup> / <sub>8</sub>	450 x 600 x 1844	M1N__-241873C_T	2,317	N/A
18 x 20 x 73 <sup>7</sup> / <sub>8</sub>	450 x 500 x 1844	M1N__-201873C_T	2,132	N/A
18 x 24 x 65 <sup>7</sup> / <sub>8</sub>	450 x 600 x 1644	M1N__-241865C_T	2,225	N/A
18 x 20 x 65 <sup>7</sup> / <sub>8</sub>	450 x 500 x 1644	M1N__-201865C_T	2,037	N/A

**Edge N.** Specify the handle code (A, C, K, W, Z). Specify the accent color (A, S). Specify the opening at the end of the code: on right (R) or on left (L). To be used with 1" surfaces.

18 x 24 x 73 <sup>7</sup> / <sub>8</sub>	450 x 600 x 1856	M5__-241873C_T	2,401	N/A
18 x 20 x 73 <sup>7</sup> / <sub>8</sub>	450 x 500 x 1856	M5__-201873C_T	2,203	N/A
18 x 24 x 65 <sup>7</sup> / <sub>8</sub>	450 x 600 x 1657	M5__-241865C_T	2,301	N/A
18 x 20 x 65 <sup>7</sup> / <sub>8</sub>	450 x 500 x 1657	M5__-201865C_T	2,100	N/A

**Specify the edge (N, 1, 2).** Specify the handle code (A, C, K, W, Z). Specify the accent color (A, S). Specify the opening at the end of the code: on right (R) or on left (L). To be used with 1<sup>1</sup>/<sub>2</sub>" surfaces.

**Personal storage tower – left**



<i>1 box drawer, 2 file drawers with suspension bars. Lock controls file drawers. Wardrobe with coat hanger bar. Pencil tray.</i>				
24 x 24 x 49	600 x 600 x 1234	MNN__-PB242449	2,597	N/A

**Specify the handle code (A, C, K, W, Z).** Specify the accent color (A, S).

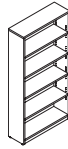
**Personal storage tower – right**



<i>1 box drawer, 2 file drawers with suspension bars. Lock controls file drawers. Wardrobe with coat hanger bar. Pencil tray.</i>				
24 x 24 x 49	600 x 600 x 1234	MNN__-P242449B	2,597	N/A

**Specify the handle code (A, C, K, W, Z).** Specify the accent color (A, S).

**Open bookcases**



<i>4 adjustable shelves.</i>				
36 x 14 x 73 <sup>7</sup> / <sub>8</sub>	900 x 350 x 1844	M1NNN-B367314	1,194	N/A
36 x 14 x 65 <sup>7</sup> / <sub>8</sub>	900 x 350 x 1644	M1NNN-B366514	1,116	N/A

**Edge N.** To be used with 1" surfaces.

<i>2 adjustable shelves.</i>				
36 x 14 x 73 <sup>7</sup> / <sub>8</sub>	900 x 350 x 1856	M5__NN-B367314	1,326	N/A
36 x 14 x 65 <sup>7</sup> / <sub>8</sub>	900 x 350 x 1697	M5__NN-B366514	1,239	N/A

**Specify the edge (N, 1, 2).** To be used with 1<sup>1</sup>/<sub>2</sub>" surfaces.

**Additional shelf**



<i>Additional shelf.</i>				
36 x 13 x 1	846 x 325 x 25	MNNNN-TB3614.1E	162	N/A

**Modular pedestals**



<i>2 box drawers, 1 file drawer with suspension bar. Pencil tray. Lock. Must be installed under a work surface. 1 tone only.</i>				
15 x 24 x 28	388 x 598 x 719	MNN__-P1524UFL	1,225	N/A
15 x 18 x 28	388 x 466 x 719	MNN__-P1518UFL	1,131	N/A

**Specify the handle code (A, C, K, W, Z).** Specify the accent color (A, S).

**Modular pedestals**



<i>2 file drawers with suspension bars. Lock. Must be installed under a work surface. 1 tone only.</i>				
15 x 24 x 28	388 x 598 x 719	MNN__-P1524FFL	1,185	N/A
15 x 18 x 28	388 x 466 x 719	MNN__-P1518FFL	1,060	N/A

**Specify the handle code (A, C, K, W, Z).** Specify the accent color (A, S).



All Laminate (\$)  
HPL Surfaces (\$)

**Modular pedestal – Laptop storage**



W x D x H (in)	W x D x H (mm)	Code	All Laminate (\$)	HPL Surfaces (\$)
<i>1 box drawer with space/shelf to accommodate a laptop, 1 file drawer with suspension bar. Pencil tray. Lock. Must be installed under a work surface. 1 tone only.</i>				
15 x 18 x 28	388 x 448 x 719	MNN__-P1518CUFL	1,233	N/A

**Specify the handle code (A, C, K, W, Z).** Specify the accent color (A, S).

**Modular pedestal – Recycle bin storage**



<i>1 box drawer, 1 door with space to accommodate recycling box. Space available of 14" W x 16<sup>7</sup>/<sub>8</sub>" D x 17<sup>3</sup>/<sub>8</sub>" H (355 mm W x 429 mm D x 440 mm H). Pencil tray. Lock. Must be installed under a work surface. 1 tone only.</i>				
18 x 18 x 28	448 x 448 x 719	MNN__-P1818URL	1,100	N/A

**Specify the handle code (A, C, K, W, Z).** Specify the accent color (A, S).

**Hanging pedestal**



<i>1 box drawer and 1 file drawer with suspension bar. Pencil tray. Lock. Must be installed under a work surface. 1 tone only.</i>				
15 x 17 <sup>1</sup> / <sub>2</sub> x 19	388 x 448 x 489	MNN__-F	936	N/A

**Specify the handle code (A, C, K, W, Z).** Specify the accent color (A, S).

**Mobile pedestals**



<i>2 box drawers and 1 file drawer with suspension bar. Pencil tray. Brakes on front casters. Lock. Fits under a work surface. 1 tone only.</i>				
15 x 23 x 27 <sup>1</sup> / <sub>8</sub>	390 x 575 x 689	MNN__-MP1523UF	1,209	N/A
15 x 18 x 27 <sup>1</sup> / <sub>8</sub>	390 x 575 x 689	MNN__-MP1518UF	1,124	N/A

**Specify the handle code (A, C, K, W, Z).** Specify the accent color (A, S).

**Mobile pedestal**



<i>2 file drawers with suspension bars. Brakes on front casters. Lock. Fits under a work surface. 1 tone only.</i>				
15 x 23 x 27 <sup>1</sup> / <sub>8</sub>	390 x 575 x 689	MNN__-MP1523FF	1,147	N/A

**Specify the handle code (A, C, K, W, Z).** Specify the accent color (A, S).

**Mobile pedestals**



<i>1 box drawer and 1 file drawer with suspension bar. Pencil tray. Brakes on front casters. Lock. Fits under a work surface. 1 tone only.</i>				
15 x 23 x 20 <sup>3</sup> / <sub>4</sub>	390 x 575 x 527	MNN__-MP1523F	1,100	N/A
15 x 18 x 20 <sup>3</sup> / <sub>4</sub>	390 x 450 x 527	MNN__-MP1518F	1,060	N/A

**Specify the handle code (A, C, K, W, Z).** Specify the accent color (A, S).

**Additional full-width legs**



<i>1 tone only. For AT, DT and CM tables.</i>				
30 x 1 x 27 <sup>1</sup> / <sub>2</sub>	748 x 25 x 698	MNNNN-L30	209	N/A
24 x 1 x 27 <sup>1</sup> / <sub>2</sub>	598 x 25 x 698	MNNNN-L24	195	N/A
20 x 1 x 27 <sup>1</sup> / <sub>2</sub>	498 x 25 x 698	MNNNN-L20	178	N/A

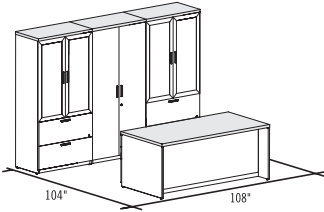
**Additional recessed leg**



<i>1 tone only. For AT, DT and CM tables.</i>				
13 x 1 x 27 <sup>1</sup> / <sub>2</sub>	340 x 25 x 698	MNNNN-L12	162	N/A

# SUGGESTIONS

## M - -PLAN01



Plan shown in Morpheo Brochure:

### M5NCS-PLAN01 \$11,396

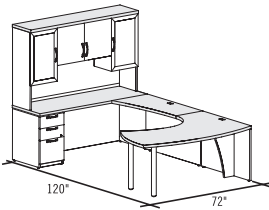
- 1 M5NCS-S3672UFM
- 2 M5NCS-203673LFBT
- 1 M5NCS-203673B

1½" thick laminate (5), Cubic pull (C), Silver accent (S), upper cabinets with Translucent doors (T).

#### Other option

Upper cabinet with laminate doors **\$10,158**

## M - -PLAN02



Plan shown in Morpheo Brochure:

### QSM5N\_S-PLAN02 \$7,703

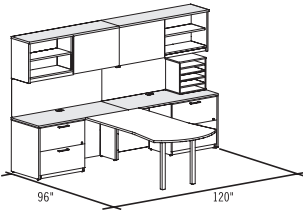
- 1 QSM5NVS-CT184872
- 1 QSM5NNS-BR244818
- 1 QSM5NKS-UF2472S
- 1 QSM5NKS-EL724416T

1½" thick laminate (5), Round legs (V), Classic pull (K), Silver accent (S), cabinet with Translucent doors (T).

#### Others options

Cabinet with laminate doors **\$7,371**

## M - -PLAN03



Plan shown in Morpheo Brochure:

### M1N\_S-PLAN03 \$11,274

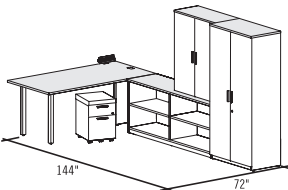
- 1 M1NQS-YS3672
- 2 M1NNS-DT2460B
- 2 MNNZS-1830LFL
- 2 M1NNS-EMC602216P
- 2 LGC-TK6021M
- 1 LGC-DV1817

1" thick laminate (1), Square legs (Q), Straight pull (Z), Silver accent (S), cabinet with laminate doors.

#### Other option

Cabinet with translucent doors **\$12,205**

## M - -PLAN04



Plan shown in Morpheo Brochure:

### M1N\_S-PLAN04 \$8,128

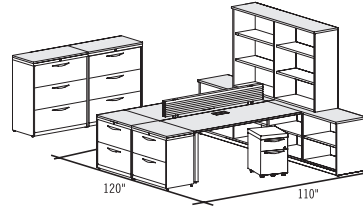
- 1 M1NQS-RT3672
- 1 M1NNS-BE2072BE
- 1 MNNCS-MP1518F
- 1 LGC-CU1518
- 1 M1NCS-EB364416P
- 1 M1NCS-203673B
- 1 LGC-PCS

1" thick laminate (1), Square legs (Q), Cubic pull (C), Silver accent (S), cabinets with laminate doors.

#### Other option

Cabinets with translucent doors **\$9,989**

## M - -PLAN05



Plan shown in Morpheo Brochure:

### M1N\_S-PLAN05 \$18,224

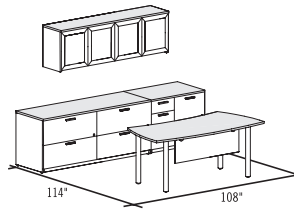
- 2 M1NQS-RS3072
- 2 M1NNS-BE2060BE
- 2 MNNWS-MP1518F
- 2 LGC-CU1518
- 1 M1NNS-EB724416
- 2 LPT-0230D
- 2 LINN-T01830
- 2 LGC-SUPACS
- 2 LGC-RA66S
- 4 LGC-RPT11S
- 4 LGC-RVPT11S
- 1 LGC-PC
- 2 LPT-0336D
- 2 LINN-T01836

1" thick laminate (1), Square legs (Q), Waterfall pull (W), Silver accent (S).

#### Other option

1½" thick laminate **\$19,401**

## M - -PLAN06



Plan shown in Morpheo Brochure:

### M1N\_S-PLAN06 \$9,181

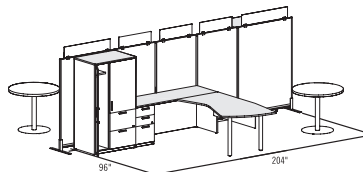
- 1 M1NVS-RBTT3672
- 1 M1NCS-LF2472LF
- 1 M1NCS-2436CO
- 1 M1NNS-EM722216T

1" thick laminate (1), Round legs (V), Cubic pull (C), Silver accent (S), upper cabinet with Translucent doors (T).

#### Other option

Cabinet with laminate doors **\$8,422**

## M - -PLAN07



Plan shown in Morpheo Brochure:

### M1N\_A-PLAN07 \$21,770

- 2 M1NQA-3672BGST
- 2 M1NCA-UF2472S
- 2 M1NCA-243665FFB
- 2 T5NA-R36
- 2 TNNA-DC22
- 3 PNNA-SFLX6536
- 3 PNNA-SAGX0830
- 2 PNNA-SFLX6548
- 2 PNNA-SAGX0842

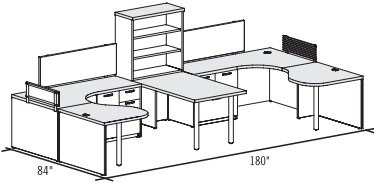
1" thick laminate (1), Square legs (Q), Cubic pull (C), Anthracite Grey accent (A), cabinet with laminate doors.

#### Other option

Cabinet with translucent doors **\$24,098**

# SUGGESTIONS

## M \_\_\_ -PLAN08



Plan shown in Morpheo Brochure:

### M5N\_A-PLAN08 \$14,956

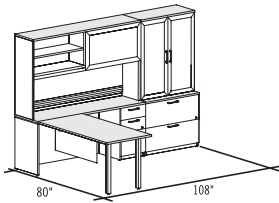
- 1 M5NNA-CM427224B
- 1 M5NNA-CM724224B
- 1 M5NVA-CE364224
- 1 M5NVA-CE244236
- 1 M5NVA-RT3672
- 1 MNNA-CO1830L
- 1 MNNA-1830COL
- 1 M5NNA-EB363616
- 2 LGC-SUPALA
- 2 LGC-TK5417A
- 2 LGC-SUPACA
- 2 LGC-RA30A
- 4 LGC-RPT11A
- 2 LGC-RVPT11A

1½" thick laminate (5), Round legs (V), Arcade pull (A), Anthracite Grey accent (A).

#### Other option

1" thick laminate \$13,701

## M \_\_\_ -PLAN09



Plan shown in Morpheo Brochure:

### M1N\_S-PLAN09 \$10,501

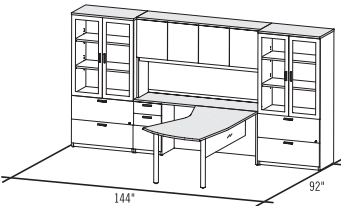
- 1 M1NQS-RST3060
- 1 M1NZS-S2072UF
- 1 M1NZS-EB364416T
- 1 M1NNS-EC724416T
- 1 M1NZS-2036LF
- 1 LGC-TK7015E
- 1 LGC-RA70ES
- 2 LGC-RPT11S
- 1 LGC-RVPT11S

1" thick laminate (1), Square legs (Q), Straight pull (Z), Silver accent (S), Translucent doors and modesty panel (T).

#### Other option

Cabinet with laminate doors \$9,400

## M \_\_\_ -PLAN10



Not shown in Morpheo Brochure:

### QSM \_\_\_ -PLAN10 \$11,097

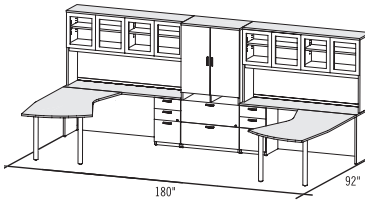
- 1 QSM1NV\_-3672BGS
- 1 QSM1N\_-UF2072S
- 1 QSM1NN\_-E724416P
- 2 QSM1N\_-203673LFBT

1" thick laminate (1), Round legs (V), cabinets with Translucent doors (T), hutch with laminate doors.

#### Other option

1½" thick laminate \$12,141

## M \_\_\_ -PLAN11



Not shown in Morpheo Brochure:

### QSM \_\_\_ -PLAN11 \$14,994

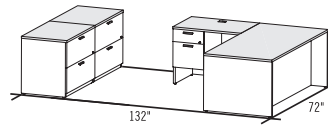
- 1 QSM1NV\_-3672BGST
- 1 QSM1NV\_-BGST3672
- 1 QSM1N\_-UF2072S
- 1 QSM1N\_-S2072UF
- 2 QSM1NNS-E724416T
- 1 QSM1N\_-203673LDB

1" thick laminate (1), Round legs (V), cabinet with laminate doors and hutches with Translucent doors (T).

#### Other option

Cabinet with Translucent doors (T) \$15,614

## M \_\_\_ -PLAN12



Not shown in Morpheo Brochure:

### QSM \_\_\_ -PLAN12 \$5,222

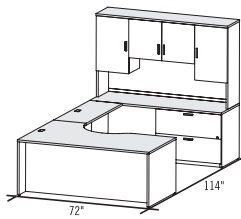
- 1 QSM1NN\_-TDM3672
- 1 QSM1N\_-F2436R
- 2 QSM1N\_-2436LF

1" thick laminate (1).

#### Other option

1½" thick laminate \$5,858

## M \_\_\_ -PLAN13



Not shown in Morpheo Brochure:

### QSM \_\_\_ -PLAN13 \$7,448

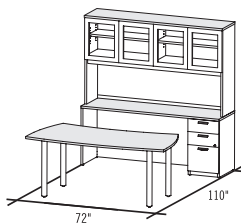
- 1 QSM1NN\_-CDM724818
- 1 QSM1NN\_-BR1842
- 1 QSM1N\_-S2472LF
- 1 QSM1N\_-EL724416P
- 1 QSM1NN\_-P1524UFL

1" thick laminate (1), laminate doors.

#### Other option

1½" thick laminate \$8,182

## M \_\_\_ -PLAN14



Not shown in Morpheo Brochure:

### QSM \_\_\_ -PLAN14 \$5,827

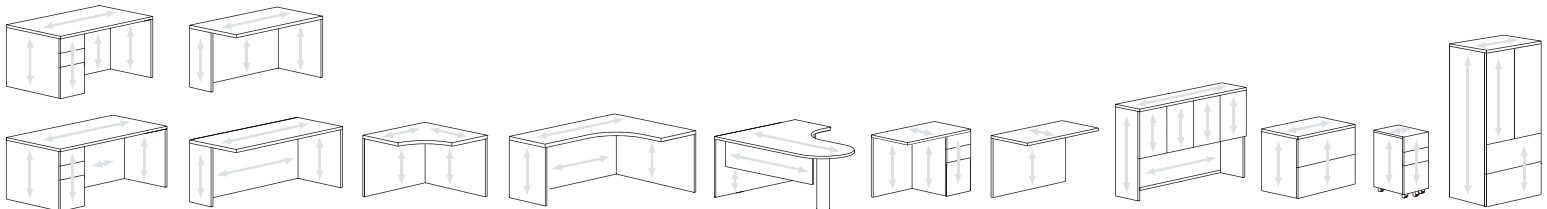
- 1 QSM1NV\_-RBT3672
- 1 QSM1N\_-S2072UF
- 1 QSM1NNS-E724416T

1" thick laminate (1), Round legs (V), Translucent doors (T).

#### Other option

1½" thick laminate \$6,362

### TYPICAL WOOD GRAIN DIRECTION FOR MORPHEO:





# OPTIONS



## EDGE-BANDING

Furniture with 1" (25 mm) thick tops

Edge - 1" (25 mm)




Smooth, 1/16" (1,5 mm) thick edge.

The edge is matched with the finish specified for the surface.


Furniture with 1 1/2" (38 mm) thick tops

Edge - 1 1/2" (38 mm)



## HANDLES

A choice of metal handles or a linear thermoplastic pull is offered.



B - Curved



L - Linear



Z - Straight

## ACCENT COLORS



S - Silver



A - Anthracite Grey

Exception: Furniture with doors or aluminum kickplate are available in Silver anodized aluminum only.

## LEG PANEL OPTIONS FOR DT, AT, CM, ETC.

- A Two full-width leg panels
- B One full-width leg panel and one recessed
- C Two recessed leg panels
- D Two full-width leg panels, one with wiring access
- E Two full-width leg panels with wiring access
- F One full-width leg panel and one recessed with wiring access

## MATERIALS

### • Thermofused laminate furniture:

See prices shown in the "All Laminate" column. Surface material and thickness must be specified in the code.

### • Furniture with tops in high-pressure laminate, the rest in thermofused laminate:

See prices shown in the "HPL Surfaces" column. Surface material and thickness must be specified in the code.

## CODIFICATION

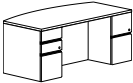
Series	Options		
	Thickness	Handles	Accent color
0	1 Thermofused laminate 1"	B Curved	A Anthracite Grey
	2 High-pressure laminate 1"	L Linear	S Silver
	5 Thermofused laminate 1 1/2"	Z Straight	
	6 High-pressure laminate 1 1/2"		

## ELECTRIFICATION OF FREESTANDING FURNITURE

Electricom II System is fully compatible with Options collection to enable the electrification and communication of Options freestanding furniture. Refer to the Electricom II System section on page 113.

W x D x H (in)	W x D x H (mm)	Code	All Laminate (\$)	HPL Surfaces (\$)
84 x 42 x 29	2100 x 1050 x 738	0___-UF4284FFA	3,194	3,697
72 x 42 x 29	1800 x 1050 x 738	0___-UF4272FFA	3,015	3,525
66 x 36 x 29	1650 x 900 x 738	0___-UF3666FFA	2,936	3,442

### Bow front double pedestal desks



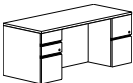
2 pedestals with locks. 2 box drawers and 3 file drawers with suspension bars. Pencil tray. Recessed, full-height modesty panel. Full-width wire access.

Specify the surface type (1, 2). Specify the handle code (B, L, Z). Specify the accent color (A, S).

W x D x H (in)	W x D x H (mm)	Code	All Laminate (\$)	HPL Surfaces (\$)
84 x 42 x 29 1/2	2100 x 1050 x 751	0___-UF4284FFA	3,525	4,036
72 x 42 x 29 1/2	1800 x 1050 x 751	0___-UF4272FFA	3,362	3,867
66 x 36 x 29 1/2	1650 x 900 x 751	0___-UF3666FFA	3,269	3,781

Specify the surface type (5, 6). Specify the handle code (B, L, Z). Specify the accent color (A, S).

### Double pedestal desks



2 pedestals with locks. 2 box drawers and 3 file drawers with suspension bars. Pencil tray. Recessed, full-height modesty panel. Full-width wire access.

W x D x H (in)	W x D x H (mm)	Code	All Laminate (\$)	HPL Surfaces (\$)
84 x 36 x 29	2100 x 900 x 738	0___-UF3684FF	2,836	3,263
72 x 36 x 29	1800 x 900 x 738	0___-UF3672FF	2,667	3,103
72 x 30 x 29	1800 x 750 x 738	0___-UF3072FF	2,580	3,008
66 x 30 x 29	1650 x 750 x 738	0___-UF3066FF	2,494	2,899
60 x 30 x 29	1500 x 750 x 738	0___-UF3060FF	2,408	2,797

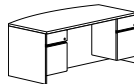
Specify the surface type (1, 2). Specify the handle code (B, L, Z). Specify the accent color (A, S).

W x D x H (in)	W x D x H (mm)	Code	All Laminate (\$)	HPL Surfaces (\$)
84 x 36 x 29 1/2	2100 x 900 x 751	0___-UF3684FF	3,147	3,650
72 x 36 x 29 1/2	1800 x 900 x 751	0___-UF3672FF	2,976	3,479
72 x 30 x 29 1/2	1800 x 750 x 751	0___-UF3072FF	2,899	3,396
66 x 30 x 29 1/2	1650 x 750 x 751	0___-UF3066FF	2,813	3,269
60 x 30 x 29 1/2	1500 x 750 x 751	0___-UF3060FF	2,720	3,178

### Double pedestal desks (cont'd)

W x D x H (in)	W x D x H (mm)	Code	All Laminate (\$)	HPL Surfaces (\$)
84 x 42 x 29	2100 x 1050 x 738	0___-F4284FA	2,680	3,194
72 x 42 x 29	1800 x 1050 x 738	0___-F4272FA	2,513	3,015
66 x 36 x 29	1650 x 900 x 738	0___-F3666FA	2,426	2,936

### Bow front double pedestal desks



2 pedestals with locks. 2 box drawers and 2 file drawers with suspension bars. Pencil tray. Recessed, full-height modesty panel. Full-width wire access.

W x D x H (in)	W x D x H (mm)	Code	All Laminate (\$)	HPL Surfaces (\$)
84 x 42 x 29	2100 x 1050 x 738	0___-F4284FA	2,680	3,194
72 x 42 x 29	1800 x 1050 x 738	0___-F4272FA	2,513	3,015
66 x 36 x 29	1650 x 900 x 738	0___-F3666FA	2,426	2,936

Specify the surface type (1, 2). Specify the handle code (B, L, Z). Specify the accent color (A, S).

W x D x H (in)	W x D x H (mm)	Code	All Laminate (\$)	HPL Surfaces (\$)
84 x 42 x 29 1/2	2100 x 1050 x 751	0___-F4284FA	3,015	3,525
72 x 42 x 29 1/2	1800 x 1050 x 751	0___-F4272FA	2,851	3,362
66 x 36 x 29 1/2	1650 x 900 x 751	0___-F3666FA	2,767	3,269

Specify the surface type (5, 6). Specify the handle code (B, L, Z). Specify the accent color (A, S).



**Double pedestal desks**

*2 pedestals with locks. 2 box drawers and 2 file drawers with suspension bars. Pencil tray. Recessed, full-height modesty panel. Full-width wire access.*

W x D x H (in)	W x D x H (mm)	Code	All Laminate (\$)	HPL Surfaces (\$)
84 x 36 x 29	2100 x 900 x 738	O___-F3684F	2,332	2,759
72 x 36 x 29	1800 x 900 x 738	O___-F3672F	2,155	2,589
72 x 30 x 29	1800 x 750 x 738	O___-F3072F	2,078	2,504
66 x 30 x 29	1650 x 750 x 738	O___-F3066F	1,983	2,386
60 x 30 x 29	1500 x 750 x 738	O___-F3060F	1,907	2,285

Specify the surface type (1, 2). Specify the handle code (B, L, Z).  
Specify the accent color (A, S).

84 x 36 x 29½	2100 x 900 x 751	O___-F3684F	2,643	3,137
72 x 36 x 29½	1800 x 900 x 751	O___-F3672F	2,472	2,970
72 x 30 x 29½	1800 x 750 x 751	O___-F3072F	2,386	2,882
66 x 30 x 29½	1650 x 750 x 751	O___-F3066F	2,301	2,767
60 x 30 x 29½	1500 x 750 x 751	O___-F3060F	2,216	2,667

Specify the surface type (5, 6). Specify the handle code (B, L, Z).  
Specify the accent color (A, S).

**Bow front single pedestal desks**

*1 pedestal on left with lock. 2 box drawers and 1 file drawer with suspension bar. Pencil tray. Recessed, full-height modesty panel. Full-width wire access.*

72 x 42 x 29	1800 x 1050 x 738	O___-UF4272SA	2,355	2,821
--------------	-------------------	---------------	-------	-------

Specify the surface type (1, 2). Specify the handle code (B, L, Z).  
Specify the accent color (A, S).

72 x 42 x 29½	1800 x 1050 x 751	O___-UF4272SA	2,680	3,221
---------------	-------------------	---------------	-------	-------

Specify the surface type (5, 6). Specify the handle code (B, L, Z).  
Specify the accent color (A, S).

**Bow front single pedestal desks**

*1 pedestal on right with lock. 2 box drawers and 1 file drawer with suspension bar. Pencil tray. Recessed, full-height modesty panel. Full-width wire access.*

72 x 42 x 29	1800 x 1050 x 738	O___-S4272UFA	2,355	2,821
--------------	-------------------	---------------	-------	-------

Specify the surface type (1, 2). Specify the handle code (B, L, Z).  
Specify the accent color (A, S).

72 x 42 x 29½	1800 x 1050 x 751	O___-S4272UFA	2,680	3,221
---------------	-------------------	---------------	-------	-------

Specify the surface type (5, 6). Specify the handle code (B, L, Z).  
Specify the accent color (A, S).

**Single pedestal desks**

*1 pedestal on left with lock. 2 box drawers and 1 file drawer with suspension bar. Pencil tray. Recessed, full-height modesty panel. Full-width wire access.*

72 x 36 x 29	1800 x 900 x 738	O___-UF3672S	1,983	2,339
72 x 30 x 29	1800 x 750 x 738	O___-UF3072S	1,907	2,247
66 x 30 x 29	1650 x 750 x 738	O___-UF3066S	1,819	2,132
60 x 30 x 29	1500 x 750 x 738	O___-UF3060S	1,737	2,030

Specify the surface type (1, 2). Specify the handle code (B, L, Z).  
Specify the accent color (A, S).

72 x 36 x 29½	1800 x 900 x 751	O___-UF3672S	2,271	2,673
72 x 30 x 29½	1800 x 750 x 751	O___-UF3072S	2,177	2,589
66 x 30 x 29½	1650 x 750 x 751	O___-UF3066S	2,100	2,472
60 x 30 x 29½	1500 x 750 x 751	O___-UF3060S	2,025	2,379

Specify the surface type (5, 6). Specify the handle code (B, L, Z).  
Specify the accent color (A, S).

**Single pedestal desks**

*1 pedestal on right with lock. 2 box drawers and 1 file drawer with suspension bar. Pencil tray. Recessed, full-height modesty panel. Full-width wire access.*

72 x 36 x 29	1800 x 900 x 738	O___-S3672UF	1,983	2,339
72 x 30 x 29	1800 x 750 x 738	O___-S3072UF	1,907	2,247
66 x 30 x 29	1650 x 750 x 738	O___-S3066UF	1,819	2,132
60 x 30 x 29	1500 x 750 x 738	O___-S3060UF	1,737	2,030

Specify the surface type (1, 2). Specify the handle code (B, L, Z).  
Specify the accent color (A, S).

72 x 36 x 29½	1800 x 900 x 751	O___-S3672UF	2,271	2,673
72 x 30 x 29½	1800 x 750 x 751	O___-S3072UF	2,177	2,589
66 x 30 x 29½	1650 x 750 x 751	O___-S3066UF	2,100	2,472
60 x 30 x 29½	1500 x 750 x 751	O___-S3060UF	2,025	2,379

Specify the surface type (5, 6). Specify the handle code (B, L, Z).  
Specify the accent color (A, S).

**Bow front single pedestal desks**

*1 pedestal on left with lock. 1 box drawer and 1 file drawer with suspension bar. Pencil tray. Recessed, full-height modesty panel. Full-width wire access.*

72 x 42 x 29	1800 x 1050 x 738	O___-F4272SA	2,100	2,513
--------------	-------------------	--------------	-------	-------

Specify the surface type (1, 2). Specify the handle code (B, L, Z).  
Specify the accent color (A, S).

72 x 42 x 29½	1800 x 1050 x 751	O___-F4272SA	2,371	2,843
---------------	-------------------	--------------	-------	-------

Specify the surface type (5, 6). Specify the handle code (B, L, Z).  
Specify the accent color (A, S).

**Bow front single pedestal desks**

*1 pedestal on right with lock. 1 box drawer and 1 file drawer with suspension bar. Pencil tray. Recessed, full-height modesty panel. Full-width wire access.*

72 x 42 x 29	1800 x 1050 x 738	O___-S4272FA	2,100	2,513
--------------	-------------------	--------------	-------	-------

Specify the surface type (1, 2). Specify the handle code (B, L, Z).  
Specify the accent color (A, S).

72 x 42 x 29½	1800 x 1050 x 751	O___-S4272FA	2,371	2,843
---------------	-------------------	--------------	-------	-------

Specify the surface type (5, 6). Specify the handle code (B, L, Z).  
Specify the accent color (A, S).

**Single pedestal desks**

*1 pedestal on left with lock. 1 box drawer and 1 file drawer with suspension bar. Pencil tray. Recessed, full-height modesty panel. Full-width wire access.*

72 x 36 x 29	1800 x 900 x 738	O___-F3672S	1,737	2,084
72 x 30 x 29	1800 x 750 x 738	O___-F3072S	1,650	2,001
66 x 30 x 29	1650 x 750 x 738	O___-F3066S	1,565	1,875
60 x 30 x 29	1500 x 750 x 738	O___-F3060S	1,487	1,783

Specify the surface type (1, 2). Specify the handle code (B, L, Z).  
Specify the accent color (A, S).

72 x 36 x 29½	1800 x 900 x 751	O___-F3672S	2,014	2,417
72 x 30 x 29½	1800 x 750 x 751	O___-F3072S	1,931	2,339
66 x 30 x 29½	1650 x 750 x 751	O___-F3066S	1,844	2,216
60 x 30 x 29½	1500 x 750 x 751	O___-F3060S	1,776	2,125

Specify the surface type (5, 6). Specify the handle code (B, L, Z).  
Specify the accent color (A, S).

**Single pedestal desks**

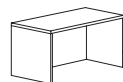
*1 pedestal on right with lock. 1 box drawer and 1 file drawer with suspension bar. Pencil tray. Recessed, full-height modesty panel. Full-width wire access.*

72 x 36 x 29	1800 x 900 x 738	O___-S3672F	1,737	2,084
72 x 30 x 29	1800 x 750 x 738	O___-S3072F	1,650	2,001
66 x 30 x 29	1650 x 750 x 738	O___-S3066F	1,565	1,875
60 x 30 x 29	1500 x 750 x 738	O___-S3060F	1,487	1,783

Specify the surface type (1, 2). Specify the handle code (B, L, Z).  
Specify the accent color (A, S).

	W x D x H (in)	W x D x H (mm)	Code	All Laminate (\$)	HPL Surfaces (\$)
<b>Single pedestal desks</b> (cont'd)	72 x 36 x 29½	1800 x 900 x 751	<b>O_ _ -S3672F</b>	<b>2,014</b>	<b>2,417</b>
	72 x 30 x 29½	1800 x 750 x 751	<b>O_ _ -S3072F</b>	<b>1,931</b>	<b>2,339</b>
	66 x 30 x 29½	1650 x 750 x 751	<b>O_ _ -S3066F</b>	<b>1,844</b>	<b>2,216</b>
	60 x 30 x 29½	1500 x 750 x 751	<b>O_ _ -S3060F</b>	<b>1,776</b>	<b>2,125</b>

Specify the surface type (5, 6). Specify the handle code (B, L, Z).  
Specify the accent color (A, S).

**Desk shells**


*Recessed, full-height modesty panel. Full-width wire access. Can accommodate 1 or 2 pedestals.*

72 x 36 x 29	1800 x 900 x 738	<b>O_N_-TDM3672</b>	<b>1,137</b>	<b>1,596</b>
72 x 30 x 29	1800 x 750 x 738	<b>O_N_-TDM3072</b>	<b>1,060</b>	<b>1,497</b>
66 x 30 x 29	1650 x 750 x 738	<b>O_N_-TDM3066</b>	<b>1,013</b>	<b>1,418</b>
60 x 30 x 29	1500 x 750 x 738	<b>O_N_-TDM3060</b>	<b>976</b>	<b>1,364</b>

Specify the surface type (1, 2). Specify the accent color (A, S).

72 x 36 x 29½	1800 x 900 x 751	<b>O_N_-TDM3672</b>	<b>1,312</b>	<b>1,837</b>
72 x 30 x 29½	1800 x 750 x 751	<b>O_N_-TDM3072</b>	<b>1,239</b>	<b>1,744</b>
66 x 30 x 29½	1650 x 750 x 751	<b>O_N_-TDM3066</b>	<b>1,178</b>	<b>1,659</b>
60 x 30 x 29½	1500 x 750 x 751	<b>O_N_-TDM3060</b>	<b>1,137</b>	<b>1,596</b>

Specify the surface type (5, 6). Specify the accent color (A, S).

**Corner modules**


*To attach to a work surface. Keyboard surface adjusts from 6½" below surface to 7" above surface with a tilt angle of +/- 15 degrees. Adjustable keyboard surface is 1" thick. Grommet. Full-width wiring access on both back panels. Mechanism packaged separately.*

**Diagonal wood grain:**  
change last S to D, add 10% to the price.

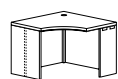
*With adjustable keyboard surface.*

48 x 48 x 29	1200 x 1200 x 738	<b>O_N_-CMS4830SC</b>	<b>2,478</b>	<b>2,859</b>
42 x 42 x 29	1050 x 1050 x 738	<b>O_N_-CMS4224SC</b>	<b>2,379</b>	<b>2,697</b>

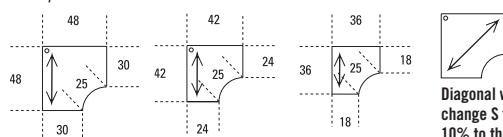
Specify the surface type (1, 2). Specify the accent color (A, S).

48 x 48 x 29½	1200 x 1200 x 751	<b>O_N_-CMS4830SC</b>	<b>2,905</b>	<b>3,082</b>
42 x 42 x 29½	1050 x 1050 x 751	<b>O_N_-CMS4224SC</b>	<b>2,806</b>	<b>2,983</b>

Specify the surface type (5, 6). Specify the accent color (A, S).



*To attach to a work surface. Grommet. Full-width wiring access on both back panels.*



48 x 48 x 29	1200 x 1200 x 738	<b>O_N_-CM4830S</b>	<b>1,172</b>	<b>1,650</b>
42 x 42 x 29	1050 x 1050 x 738	<b>O_N_-CM4224S</b>	<b>1,038</b>	<b>1,448</b>
36 x 36 x 29	900 x 900 x 738	<b>O_N_-CM3618SC</b>	<b>1,007</b>	<b>1,411</b>

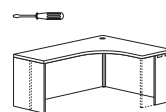
Specify the surface type (1, 2). Specify the accent color (A, S).

Specify leg choice at the end of the code (B, C, F).

48 x 48 x 29½	1200 x 1200 x 751	<b>O_N_-CM4830S</b>	<b>1,379</b>	<b>1,937</b>
42 x 42 x 29½	1050 x 1050 x 751	<b>O_N_-CM4224S</b>	<b>1,239</b>	<b>1,737</b>
36 x 36 x 29½	900 x 900 x 751	<b>O_N_-CM3618SC</b>	<b>1,147</b>	<b>1,612</b>

Specify the surface type (5, 6). Specify the accent color (A, S).

Specify leg choice at the end of the code (B, C, F).

**Left extended corner modules**


*Grommet. Full-width wiring access on both back panels.*

Surface	R1	R2
72"/48"	29½" (750 mm)	5½" (150 mm)
66"/48"	23½" (600 mm)	5½" (150 mm)
60"/48"	17½" (450 mm)	5½" (150 mm)
72"/42"	29½" (750 mm)	
66"/42"	23½" (600 mm)	
60"/42"	17½" (450 mm)	
72"/36"	17½" (450 mm)	
66"/36"	11¾" (300 mm)	
60"/36"	5½" (150 mm)	

72 x 48 x 29	1800 x 1200 x 738	<b>O_N_-CM724824_</b>	<b>1,625</b>	<b>2,280</b>
66 x 48 x 29	1650 x 1200 x 738	<b>O_N_-CM664824_</b>	<b>1,543</b>	<b>2,155</b>
60 x 48 x 29	1500 x 1200 x 738	<b>O_N_-CM604824_</b>	<b>1,448</b>	<b>2,037</b>
72 x 42 x 29	1800 x 1050 x 738	<b>O_N_-CM724224_</b>	<b>1,543</b>	<b>2,155</b>
66 x 42 x 29	1650 x 1050 x 738	<b>O_N_-CM664224_</b>	<b>1,448</b>	<b>2,037</b>
60 x 42 x 29	1500 x 1050 x 738	<b>O_N_-CM604224_</b>	<b>1,371</b>	<b>1,924</b>
72 x 36 x 29	1800 x 900 x 738	<b>O_N_-CM723624_</b>	<b>1,448</b>	<b>2,037</b>
66 x 36 x 29	1650 x 900 x 738	<b>O_N_-CM663624_</b>	<b>1,303</b>	<b>1,831</b>
60 x 36 x 29	1500 x 900 x 738	<b>O_N_-CM603624_</b>	<b>1,225</b>	<b>1,704</b>

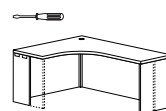
Specify the surface type (1, 2). Specify the accent color (A, S).

Specify leg choice at the end of the code (A, B, C, D, E, F).

72 x 48 x 29½	1800 x 1200 x 751	<b>O_N_-CM724824_</b>	<b>1,625</b>	<b>2,280</b>
66 x 48 x 29½	1650 x 1200 x 751	<b>O_N_-CM664824_</b>	<b>1,543</b>	<b>2,155</b>
60 x 48 x 29½	1500 x 1200 x 751	<b>O_N_-CM604824_</b>	<b>1,448</b>	<b>2,037</b>
72 x 42 x 29½	1800 x 1050 x 751	<b>O_N_-CM724224_</b>	<b>1,543</b>	<b>2,155</b>
66 x 42 x 29½	1650 x 1050 x 751	<b>O_N_-CM664224_</b>	<b>1,448</b>	<b>2,037</b>
60 x 42 x 29½	1500 x 1050 x 751	<b>O_N_-CM604224_</b>	<b>1,371</b>	<b>1,924</b>
72 x 36 x 29½	1800 x 900 x 751	<b>O_N_-CM723624_</b>	<b>1,448</b>	<b>2,037</b>
66 x 36 x 29½	1650 x 900 x 751	<b>O_N_-CM663624_</b>	<b>1,303</b>	<b>1,831</b>
60 x 36 x 29½	1500 x 900 x 751	<b>O_N_-CM603624_</b>	<b>1,225</b>	<b>1,704</b>

Specify the surface type (5, 6). Specify the accent color (A, S).

Specify leg choice at the end of the code (A, B, C, D, E, F).

**Right extended corner modules**


*Grommet. Full-width wiring access on both back panels.*

Surface	R1	R2
72"/48"	29½" (750 mm)	5½" (150 mm)
66"/48"	23½" (600 mm)	5½" (150 mm)
60"/48"	17½" (450 mm)	5½" (150 mm)
72"/42"	29½" (750 mm)	
66"/42"	23½" (600 mm)	
60"/42"	17½" (450 mm)	
72"/36"	17½" (450 mm)	
66"/36"	11¾" (300 mm)	
60"/36"	5½" (150 mm)	

72 x 48 x 29	1800 x 1200 x 738	<b>O_N_-CM487224_</b>	<b>1,625</b>	<b>2,280</b>
66 x 48 x 29	1650 x 1200 x 738	<b>O_N_-CM486624_</b>	<b>1,543</b>	<b>2,155</b>
60 x 48 x 29	1500 x 1200 x 738	<b>O_N_-CM486024_</b>	<b>1,448</b>	<b>2,037</b>
72 x 42 x 29	1800 x 1050 x 738	<b>O_N_-CM427224_</b>	<b>1,543</b>	<b>2,155</b>
66 x 42 x 29	1650 x 1050 x 738	<b>O_N_-CM426624_</b>	<b>1,448</b>	<b>2,037</b>
60 x 42 x 29	1500 x 1050 x 738	<b>O_N_-CM426024_</b>	<b>1,371</b>	<b>1,924</b>
72 x 36 x 29	1800 x 900 x 738	<b>O_N_-CM367224_</b>	<b>1,448</b>	<b>2,037</b>
66 x 36 x 29	1650 x 900 x 738	<b>O_N_-CM366624_</b>	<b>1,303</b>	<b>1,831</b>
60 x 36 x 29	1500 x 900 x 738	<b>O_N_-CM366024_</b>	<b>1,225</b>	<b>1,704</b>

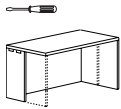
Specify the surface type (1, 2). Specify the accent color (A, S).

Specify leg choice at the end of the code (A, B, C, D, E, F).



	W x D x H (in)	W x D x H (mm)	Code	All Laminate (\$)	HPL Surfaces (\$)
<b>Right extended corner modules (cont'd)</b>	72 x 48 x 29½	1800 x 1200 x 751	<b>O_N_-CM487224_</b>	1,875	2,634
	66 x 48 x 29½	1650 x 1200 x 751	<b>O_N_-CM486624_</b>	1,797	2,513
	60 x 48 x 29½	1500 x 1200 x 751	<b>O_N_-CM486024_</b>	1,704	2,395
	72 x 42 x 29½	1800 x 1050 x 751	<b>O_N_-CM427224_</b>	1,797	2,513
	66 x 42 x 29½	1650 x 1050 x 751	<b>O_N_-CM426624_</b>	1,704	2,395
	60 x 42 x 29½	1500 x 1050 x 751	<b>O_N_-CM426024_</b>	1,625	2,280
	72 x 36 x 29½	1800 x 900 x 751	<b>O_N_-CM367224_</b>	1,572	2,208
	66 x 36 x 29½	1650 x 900 x 751	<b>O_N_-CM366624_</b>	1,497	2,091
	60 x 36 x 29½	1500 x 900 x 751	<b>O_N_-CM366024_</b>	1,396	1,951
	<b>Specify the surface type (5, 6). Specify the accent color (A, S). Specify leg choice at the end of the code (A, B, C, D, E, F).</b>				

**Rectangular tables 30" D**



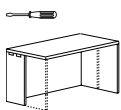
<i>Full-width wire access.</i>					
72 x 30 x 29	1800 x 750 x 738	<b>O_N_-DT3072_</b>	1,094	1,536	
66 x 30 x 29	1650 x 750 x 738	<b>O_N_-DT3066_</b>	1,060	1,487	
60 x 30 x 29	1500 x 750 x 738	<b>O_N_-DT3060_</b>	1,007	1,411	
54 x 30 x 29	1350 x 750 x 738	<b>O_N_-DT3054_</b>	969	1,357	
48 x 30 x 29	1200 x 750 x 738	<b>O_N_-DT3048_</b>	906	1,100	
42 x 30 x 29	1050 x 750 x 738	<b>O_N_-DT3042_</b>	867	1,046	
36 x 30 x 29	900 x 750 x 738	<b>O_N_-DT3036_</b>	823	993	
30 x 30 x 29	750 x 750 x 738	<b>O_N_-DT3030_</b>	782	946	
24 x 30 x 29	600 x 750 x 738	<b>O_N_-DT3024_</b>	729	877	

**Specify the surface type (1, 2). Specify the accent color (A, S). Specify leg choice at the end of the code (A, B, C, D, E, F).**

72 x 30 x 29½	1800 x 750 x 751	<b>O_N_-DT3072_</b>	1,278	1,797
66 x 30 x 29½	1650 x 750 x 751	<b>O_N_-DT3066_</b>	1,239	1,737
60 x 30 x 29½	1500 x 750 x 751	<b>O_N_-DT3060_</b>	1,178	1,659
54 x 30 x 29½	1350 x 750 x 751	<b>O_N_-DT3054_</b>	1,137	1,596
48 x 30 x 29½	1200 x 750 x 751	<b>O_N_-DT3048_</b>	1,060	1,271
42 x 30 x 29½	1050 x 750 x 751	<b>O_N_-DT3042_</b>	1,007	1,215
36 x 30 x 29½	900 x 750 x 751	<b>O_N_-DT3036_</b>	969	1,155
30 x 30 x 29½	750 x 750 x 751	<b>O_N_-DT3030_</b>	906	1,100
24 x 30 x 29½	600 x 750 x 751	<b>O_N_-DT3024_</b>	867	1,046

**Specify the surface type (5, 6). Specify the accent color (A, S). Specify leg choice at the end of the code (A, B, C, D, E, F).**

**Rectangular tables 24" D**



<i>Full-width wire access.</i>					
72 x 24 x 29	1800 x 600 x 738	<b>O_N_-DT2472_</b>	1,060	1,487	
66 x 24 x 29	1650 x 600 x 738	<b>O_N_-DT2466_</b>	1,007	1,411	
60 x 24 x 29	1500 x 600 x 738	<b>O_N_-DT2460_</b>	969	1,357	
54 x 24 x 29	1350 x 600 x 738	<b>O_N_-DT2454_</b>	906	1,284	
48 x 24 x 29	1200 x 600 x 738	<b>O_N_-DT2448_</b>	867	1,046	
42 x 24 x 29	1050 x 600 x 738	<b>O_N_-DT2442_</b>	823	993	
36 x 24 x 29	900 x 600 x 738	<b>O_N_-DT2436_</b>	782	946	
30 x 24 x 29	750 x 600 x 738	<b>O_N_-DT2430_</b>	729	877	
24 x 24 x 29	600 x 600 x 738	<b>O_N_-DT2424_</b>	696	837	

**Specify the surface type (1, 2). Specify the accent color (A, S). Specify leg choice at the end of the code (A, B, C, D, E, F).**

	W x D x H (in)	W x D x H (mm)	Code	All Laminate (\$)	HPL Surfaces (\$)
<b>Rectangular tables 24" D (cont'd)</b>	72 x 24 x 29½	1800 x 600 x 751	<b>O_N_-DT2472_</b>	1,178	1,659
	66 x 24 x 29½	1650 x 600 x 751	<b>O_N_-DT2466_</b>	1,137	1,596
	60 x 24 x 29½	1500 x 600 x 751	<b>O_N_-DT2460_</b>	1,094	1,536
	54 x 24 x 29½	1350 x 600 x 751	<b>O_N_-DT2454_</b>	1,060	1,487
	48 x 24 x 29½	1200 x 600 x 751	<b>O_N_-DT2448_</b>	969	1,155
	42 x 24 x 29½	1050 x 600 x 751	<b>O_N_-DT2442_</b>	906	1,100
	36 x 24 x 29½	900 x 600 x 751	<b>O_N_-DT2436_</b>	867	1,046
	30 x 24 x 29½	750 x 600 x 751	<b>O_N_-DT2430_</b>	823	993
	24 x 24 x 29½	600 x 600 x 751	<b>O_N_-DT2424_</b>	782	946
	<b>Specify the surface type (5, 6). Specify the accent color (A, S). Specify leg choice at the end of the code (A, B, C, D, E, F).</b>				

**Left asymmetrical tables, 30" D**



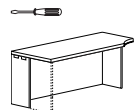
<i>To attach to a work surface. Full-width wire access.</i>					
			<b>Surface</b>	<b>R1</b>	
			54"/30"	35⅜"	
			48"/30"	29½"	
			42"/30"	23½"	
			36"/30"	17⅝"	
			30"/30"	11⅝"	
54 x 30 x 29	1350 x 750 x 738	<b>O_N_-AT245430_</b>	946	1,318	
48 x 30 x 29	1200 x 750 x 738	<b>O_N_-AT244830_</b>	890	1,084	
42 x 30 x 29	1050 x 750 x 738	<b>O_N_-AT244230_</b>	851	1,030	
36 x 30 x 29	900 x 750 x 738	<b>O_N_-AT243630_</b>	814	982	
30 x 30 x 29	750 x 750 x 738	<b>O_N_-AT243030_</b>	767	936	

**Specify the surface type (1, 2). Specify the accent color (A, S). Specify leg choice at the end of the code (B, C, F).**

54 x 30 x 29½	1350 x 750 x 751	<b>O_N_-AT245430_</b>	1,108	1,559
48 x 30 x 29½	1200 x 750 x 751	<b>O_N_-AT244830_</b>	1,013	1,225
42 x 30 x 29½	1050 x 750 x 751	<b>O_N_-AT244230_</b>	982	1,178
36 x 30 x 29½	900 x 750 x 751	<b>O_N_-AT243630_</b>	946	1,131
30 x 30 x 29½	750 x 750 x 751	<b>O_N_-AT243030_</b>	890	1,084

**Specify the surface type (5, 6). Specify the accent color (A, S). Specify leg choice at the end of the code (B, C, F).**

**Right asymmetrical tables, 30" D**



<i>To attach to a work surface. Full-width wire access.</i>					
			<b>Surface</b>	<b>R1</b>	
			54"/30"	35⅜"	
			48"/30"	29½"	
			42"/30"	23½"	
			36"/30"	17⅝"	
			30"/30"	11⅝"	
54 x 30 x 29	1350 x 750 x 738	<b>O_N_-AT305424_</b>	946	1,318	
48 x 30 x 29	1200 x 750 x 738	<b>O_N_-AT304824_</b>	890	1,084	
42 x 30 x 29	1050 x 750 x 738	<b>O_N_-AT304224_</b>	851	1,030	
36 x 30 x 29	900 x 750 x 738	<b>O_N_-AT303624_</b>	814	982	
30 x 30 x 29	750 x 750 x 738	<b>O_N_-AT303024_</b>	767	936	

**Specify the surface type (1, 2). Specify the accent color (A, S). Specify leg choice at the end of the code (B, C, F).**

54 x 30 x 29½	1350 x 750 x 751	<b>O_N_-AT305424_</b>	1,108	1,559
48 x 30 x 29½	1200 x 750 x 751	<b>O_N_-AT304824_</b>	1,013	1,225
42 x 30 x 29½	1050 x 750 x 751	<b>O_N_-AT304224_</b>	982	1,178
36 x 30 x 29½	900 x 750 x 751	<b>O_N_-AT303624_</b>	946	1,131
30 x 30 x 29½	750 x 750 x 751	<b>O_N_-AT303024_</b>	890	1,084

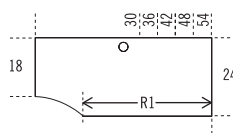
**Specify the surface type (5, 6). Specify the accent color (A, S). Specify leg choice at the end of the code (B, C, F).**



Left asymmetrical tables, 24" D



To attach to a work surface. Full-width wire access.



Surface	R1
54"/24"	35 3/8"
48"/24"	29 1/2"
42"/24"	23 1/2"
36"/24"	17 3/8"
30"/24"	11 5/8"

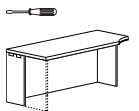
W x D x H (in)	W x D x H (mm)	Code	All Laminate (\$)	HPL Surfaces (\$)
54 x 24 x 29	1350 x 600 x 738	O_N-AT185424	890	1,266
48 x 24 x 29	1200 x 600 x 738	O_N-AT184824	851	1,030
42 x 24 x 29	1050 x 600 x 738	O_N-AT184224	814	982
36 x 24 x 29	900 x 600 x 738	O_N-AT183624	767	936
30 x 24 x 29	750 x 600 x 738	O_N-AT183024	729	877

Specify the surface type (1, 2). Specify the accent color (A, S). Specify leg choice at the end of the code (B, C, F).

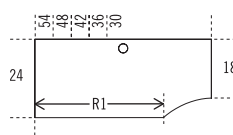
54 x 24 x 29 1/2	1350 x 600 x 751	O_N-AT185424	1,071	1,504
48 x 24 x 29 1/2	1200 x 600 x 751	O_N-AT184824	982	1,178
42 x 24 x 29 1/2	1050 x 600 x 751	O_N-AT184224	946	1,131
36 x 24 x 29 1/2	900 x 600 x 751	O_N-AT183624	890	1,084
30 x 24 x 29 1/2	750 x 600 x 751	O_N-AT183024	851	1,030

Specify the surface type (5, 6). Specify the accent color (A, S). Specify leg choice at the end of the code (B, C, F).

Right asymmetrical tables, 24" D



To attach to a work surface. Full-width wire access.



Surface	R1
54"/24"	35 3/8"
48"/24"	29 1/2"
42"/24"	23 1/2"
36"/24"	17 3/8"
30"/24"	11 5/8"

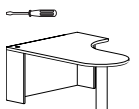
54 x 24 x 29	1350 x 600 x 738	O_N-AT245418	890	1,266
48 x 24 x 29	1200 x 600 x 738	O_N-AT244818	851	1,030
42 x 24 x 29	1050 x 600 x 738	O_N-AT244218	814	982
36 x 24 x 29	900 x 600 x 738	O_N-AT243618	767	936
30 x 24 x 29	750 x 600 x 738	O_N-AT243018	729	877

Specify the surface type (1, 2). Specify the accent color (A, S). Specify leg choice at the end of the code (B, C, F).

54 x 24 x 29 1/2	1350 x 600 x 751	O_N-AT245418	1,071	1,504
48 x 24 x 29 1/2	1200 x 600 x 751	O_N-AT244818	982	1,178
42 x 24 x 29 1/2	1050 x 600 x 751	O_N-AT244218	946	1,131
36 x 24 x 29 1/2	900 x 600 x 751	O_N-AT243618	890	1,084
30 x 24 x 29 1/2	750 x 600 x 751	O_N-AT243018	851	1,030

Specify the surface type (5, 6). Specify the accent color (A, S). Specify leg choice at the end of the code (B, C, F).

Left D-shaped extended corner modules



Packaged in 2 boxes.

To attach to a work surface. Grommet. Side full-width wiring access. 2 reversible recessed leg panels (one with wiring access). 6" diameter steel leg.

84 x 48 x 29	2100 x 1200 x 738	O_N-CB844824	1,783	2,487
78 x 48 x 29	1950 x 1200 x 738	O_N-CB784824	1,692	2,371
72 x 48 x 29	1800 x 1200 x 738	O_N-CB724824	1,605	2,247
84 x 42 x 29	2100 x 1050 x 738	O_N-CB844224	1,692	2,371
78 x 42 x 29	1950 x 1050 x 738	O_N-CB784224	1,605	2,247
72 x 42 x 29	1800 x 1050 x 738	O_N-CB724224	1,524	2,132

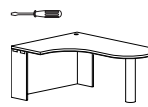
Specify the surface type (1, 2). Specify the accent color (A, S).

Left D-shaped extended corner modules (cont'd)

W x D x H (in)	W x D x H (mm)	Code	All Laminate (\$)	HPL Surfaces (\$)
84 x 48 x 29 1/2	2100 x 1200 x 751	O_N-CB844824	2,030	2,843
78 x 48 x 29 1/2	1950 x 1200 x 751	O_N-CB784824	1,944	2,720
72 x 48 x 29 1/2	1800 x 1200 x 751	O_N-CB724824	1,860	2,602
84 x 42 x 29 1/2	2100 x 1050 x 751	O_N-CB844224	1,944	2,720
78 x 42 x 29 1/2	1950 x 1050 x 751	O_N-CB784224	1,860	2,602
72 x 42 x 29 1/2	1800 x 1050 x 751	O_N-CB724224	1,783	2,487

Specify the surface type (5, 6). Specify the accent color (A, S).

Right D-shaped extended corner modules



Packaged in 2 boxes.

To attach to a work surface. Grommet. Side full-width wiring access. 2 reversible recessed leg panels (one with wiring access). 6" diameter steel leg.

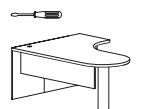
84 x 48 x 29	2100 x 1200 x 738	O_N-C4884B24	1,783	2,487
78 x 48 x 29	1950 x 1200 x 738	O_N-C4878B24	1,692	2,371
72 x 48 x 29	1800 x 1200 x 738	O_N-C4872B24	1,605	2,247
84 x 42 x 29	2100 x 1050 x 738	O_N-C4284B24	1,692	2,371
78 x 42 x 29	1950 x 1050 x 738	O_N-C4278B24	1,605	2,247
72 x 42 x 29	1800 x 1050 x 738	O_N-C4272B24	1,524	2,132

Specify the surface type (1, 2). Specify the accent color (A, S).

84 x 48 x 29 1/2	2100 x 1200 x 751	O_N-C4884B24	2,030	2,843
78 x 48 x 29 1/2	1950 x 1200 x 751	O_N-C4878B24	1,944	2,720
72 x 48 x 29 1/2	1800 x 1200 x 751	O_N-C4872B24	1,860	2,602
84 x 42 x 29 1/2	2100 x 1050 x 751	O_N-C4284B24	1,944	2,720
78 x 42 x 29 1/2	1950 x 1050 x 751	O_N-C4278B24	1,860	2,602
72 x 42 x 29 1/2	1800 x 1050 x 751	O_N-C4272B24	1,783	2,487

Specify the surface type (5, 6). Specify the accent color (A, S).

Left D-shaped extended corner modules with modesty panel



Packaged in 2 boxes.

To attach to a work surface. Grommet. Side half-width wiring access. Modesty panel. 6" diameter steel leg.

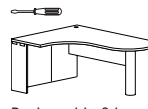
84 x 48 x 29	2100 x 1200 x 738	O_N-CBM844824	1,983	2,697
78 x 48 x 29	1950 x 1200 x 738	O_N-CBM784824	1,907	2,580
72 x 48 x 29	1800 x 1200 x 738	O_N-CBM724824	1,819	2,453
84 x 42 x 29	2100 x 1050 x 738	O_N-CBM844224	1,907	2,580
78 x 42 x 29	1950 x 1050 x 738	O_N-CBM784224	1,819	2,453
72 x 42 x 29	1800 x 1050 x 738	O_N-CBM724224	1,737	2,348

Specify the surface type (1, 2). Specify the accent color (A, S).

84 x 48 x 29 1/2	2100 x 1200 x 751	O_N-CBM844824	2,239	3,055
78 x 48 x 29 1/2	1950 x 1200 x 751	O_N-CBM784824	2,155	2,936
72 x 48 x 29 1/2	1800 x 1200 x 751	O_N-CBM724824	2,078	2,821
84 x 42 x 29 1/2	2100 x 1050 x 751	O_N-CBM844224	2,155	2,936
78 x 42 x 29 1/2	1950 x 1050 x 751	O_N-CBM784224	2,078	2,821
72 x 42 x 29 1/2	1800 x 1050 x 751	O_N-CBM724224	1,983	2,697

Specify the surface type (5, 6). Specify the accent color (A, S).

Right D-shaped extended corner modules with modesty panel



Packaged in 2 boxes.

To attach to a work surface. Grommet. Side half-width wiring access. Modesty panel. 6" diameter steel leg.

84 x 48 x 29	2100 x 1200 x 738	O_N-C4884BM24	1,983	2,697
78 x 48 x 29	1950 x 1200 x 738	O_N-C4878BM24	1,907	2,580
72 x 48 x 29	1800 x 1200 x 738	O_N-C4872BM24	1,819	2,453
84 x 42 x 29	2100 x 1050 x 738	O_N-C4284BM24	1,907	2,580
78 x 42 x 29	1950 x 1050 x 738	O_N-C4278BM24	1,819	2,453
72 x 42 x 29	1800 x 1050 x 738	O_N-C4272BM24	1,737	2,348

Specify the surface type (1, 2). Specify the accent color (A, S).



	W x D x H (in)	W x D x H (mm)	Code	All Laminate (\$)	HPL Surfaces (\$)
<b>Right D-shaped extended corner modules with modesty panel (cont'd)</b>	84 x 48 x 29½	2100 x 1200 x 751	<b>O_N_-C4884BM24</b>	<b>2,239</b>	<b>3,055</b>
	78 x 48 x 29½	1950 x 1200 x 751	<b>O_N_-C4878BM24</b>	<b>2,155</b>	<b>2,936</b>
	72 x 48 x 29½	1800 x 1200 x 751	<b>O_N_-C4872BM24</b>	<b>2,078</b>	<b>2,821</b>
	84 x 42 x 29½	2100 x 1050 x 751	<b>O_N_-C4284BM24</b>	<b>2,155</b>	<b>2,936</b>
	78 x 42 x 29½	1950 x 1050 x 751	<b>O_N_-C4278BM24</b>	<b>2,078</b>	<b>2,821</b>
	72 x 42 x 29½	1800 x 1050 x 751	<b>O_N_-C4272BM24</b>	<b>1,983</b>	<b>2,697</b>

Specify the surface type (5, 6). Specify the accent color (A, S).

**Left P-shaped extended corner modules**



Packaged in 2 boxes.

To attach to a work surface. Grommet. Side full-width wiring access. 2 reversible recessed leg panels (one with wiring access). 6" diameter steel leg.

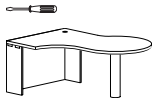
84 x 60 x 29	2100 x 1500 x 738	<b>O_N_-CP844824</b>	<b>1,860</b>	<b>2,602</b>
78 x 60 x 29	1950 x 1500 x 738	<b>O_N_-CP784824</b>	<b>1,783</b>	<b>2,487</b>
72 x 60 x 29	1800 x 1500 x 738	<b>O_N_-CP724824</b>	<b>1,692</b>	<b>2,371</b>
84 x 54 x 29	2100 x 1350 x 738	<b>O_N_-CP844224</b>	<b>1,783</b>	<b>2,487</b>
78 x 54 x 29	1950 x 1350 x 738	<b>O_N_-CP784224</b>	<b>1,692</b>	<b>2,371</b>
72 x 54 x 29	1800 x 1350 x 738	<b>O_N_-CP724224</b>	<b>1,605</b>	<b>2,247</b>

Specify the surface type (1, 2). Specify the accent color (A, S).

84 x 60 x 29½	2100 x 1500 x 751	<b>O_N_-CP844824</b>	<b>2,114</b>	<b>2,962</b>
78 x 60 x 29½	1950 x 1500 x 751	<b>O_N_-CP784824</b>	<b>2,030</b>	<b>2,843</b>
72 x 60 x 29½	1800 x 1500 x 751	<b>O_N_-CP724824</b>	<b>1,944</b>	<b>2,720</b>
84 x 54 x 29½	2100 x 1350 x 751	<b>O_N_-CP844224</b>	<b>2,030</b>	<b>2,843</b>
78 x 54 x 29½	1950 x 1350 x 751	<b>O_N_-CP784224</b>	<b>1,944</b>	<b>2,720</b>
72 x 54 x 29½	1800 x 1350 x 751	<b>O_N_-CP724224</b>	<b>1,860</b>	<b>2,602</b>

Specify the surface type (5, 6). Specify the accent color (A, S).

**Right P-shaped extended corner modules**



Packaged in 2 boxes.

To attach to a work surface. Grommet. Side full-width wiring access. 2 reversible recessed leg panels (one with wiring access). 6" diameter steel leg.

84 x 60 x 29	2100 x 1500 x 738	<b>O_N_-C4884P24</b>	<b>1,860</b>	<b>2,602</b>
78 x 60 x 29	1950 x 1500 x 738	<b>O_N_-C4878P24</b>	<b>1,783</b>	<b>2,487</b>
72 x 60 x 29	1800 x 1500 x 738	<b>O_N_-C4872P24</b>	<b>1,692</b>	<b>2,371</b>
84 x 54 x 29	2100 x 1350 x 738	<b>O_N_-C4284P24</b>	<b>1,783</b>	<b>2,487</b>
78 x 54 x 29	1950 x 1350 x 738	<b>O_N_-C4278P24</b>	<b>1,692</b>	<b>2,371</b>
72 x 54 x 29	1800 x 1350 x 738	<b>O_N_-C4272P24</b>	<b>1,605</b>	<b>2,247</b>

Specify the surface type (1, 2). Specify the accent color (A, S).

84 x 60 x 29½	2100 x 1500 x 751	<b>O_N_-C4884P24</b>	<b>2,114</b>	<b>2,962</b>
78 x 60 x 29½	1950 x 1500 x 751	<b>O_N_-C4878P24</b>	<b>2,030</b>	<b>2,843</b>
72 x 60 x 29½	1800 x 1500 x 751	<b>O_N_-C4872P24</b>	<b>1,944</b>	<b>2,720</b>
84 x 54 x 29½	2100 x 1350 x 751	<b>O_N_-C4284P24</b>	<b>2,030</b>	<b>2,843</b>
78 x 54 x 29½	1950 x 1350 x 751	<b>O_N_-C4278P24</b>	<b>1,944</b>	<b>2,720</b>
72 x 54 x 29½	1800 x 1350 x 751	<b>O_N_-C4272P24</b>	<b>1,860</b>	<b>2,602</b>

Specify the surface type (5, 6). Specify the accent color (A, S).

**Left P-shaped extended corner modules with modesty panel**



Packaged in 2 boxes.

To attach to a work surface. Grommet. Side half-width wiring access. Modesty panel. 6" diameter steel leg.

84 x 60 x 29	2100 x 1500 x 738	<b>O_N_-CPM844824</b>	<b>2,078</b>	<b>2,821</b>
78 x 60 x 29	1950 x 1500 x 738	<b>O_N_-CPM784824</b>	<b>1,983</b>	<b>2,697</b>
72 x 60 x 29	1800 x 1500 x 738	<b>O_N_-CPM724824</b>	<b>1,907</b>	<b>2,580</b>
84 x 54 x 29	2100 x 1350 x 738	<b>O_N_-CPM844224</b>	<b>1,983</b>	<b>2,697</b>
78 x 54 x 29	1950 x 1350 x 738	<b>O_N_-CPM784224</b>	<b>1,907</b>	<b>2,580</b>
72 x 54 x 29	1800 x 1350 x 738	<b>O_N_-CPM724224</b>	<b>1,819</b>	<b>2,453</b>

Specify the surface type (1, 2). Specify the accent color (A, S).

**Left P-shaped extended corner modules with modesty panel (cont'd)**

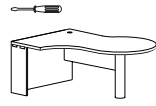


Packaged in 2 boxes.

	W x D x H (in)	W x D x H (mm)	Code	All Laminate (\$)	HPL Surfaces (\$)
<b>Left P-shaped extended corner modules with modesty panel (cont'd)</b>	84 x 60 x 29½	2100 x 1500 x 751	<b>O_N_-CPM844824</b>	<b>2,332</b>	<b>3,178</b>
	78 x 60 x 29½	1950 x 1500 x 751	<b>O_N_-CPM784824</b>	<b>2,239</b>	<b>3,055</b>
	72 x 60 x 29½	1800 x 1500 x 751	<b>O_N_-CPM724824</b>	<b>2,155</b>	<b>2,936</b>
	84 x 54 x 29½	2100 x 1350 x 751	<b>O_N_-CPM844224</b>	<b>2,239</b>	<b>3,055</b>
	78 x 54 x 29½	1950 x 1350 x 751	<b>O_N_-CPM784224</b>	<b>2,155</b>	<b>2,936</b>
	72 x 54 x 29½	1800 x 1350 x 751	<b>O_N_-CPM724224</b>	<b>2,078</b>	<b>2,821</b>

Specify the surface type (5, 6). Specify the accent color (A, S).

**Right P-shaped extended corner modules with modesty panel**



Packaged in 2 boxes.

To attach to a work surface. Grommet. Side full-width wiring access. Modesty panel. 6" diameter steel leg.

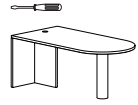
84 x 60 x 29	2100 x 1500 x 738	<b>O_N_-C4884PM24</b>	<b>2,078</b>	<b>2,821</b>
78 x 60 x 29	1950 x 1500 x 738	<b>O_N_-C4878PM24</b>	<b>1,983</b>	<b>2,697</b>
72 x 60 x 29	1800 x 1500 x 738	<b>O_N_-C4872PM24</b>	<b>1,907</b>	<b>2,580</b>
84 x 54 x 29	2100 x 1350 x 738	<b>O_N_-C4284PM24</b>	<b>1,983</b>	<b>2,697</b>
78 x 54 x 29	1950 x 1350 x 738	<b>O_N_-C4278PM24</b>	<b>1,907</b>	<b>2,580</b>
72 x 54 x 29	1800 x 1350 x 738	<b>O_N_-C4272PM24</b>	<b>1,819</b>	<b>2,453</b>

Specify the surface type (1, 2). Specify the accent color (A, S).

84 x 60 x 29½	2100 x 1500 x 751	<b>O_N_-C4884PM24</b>	<b>2,332</b>	<b>3,178</b>
78 x 60 x 29½	1950 x 1500 x 751	<b>O_N_-C4878PM24</b>	<b>2,239</b>	<b>3,055</b>
72 x 60 x 29½	1800 x 1500 x 751	<b>O_N_-C4872PM24</b>	<b>2,155</b>	<b>2,936</b>
84 x 54 x 29½	2100 x 1350 x 751	<b>O_N_-C4284PM24</b>	<b>2,239</b>	<b>3,055</b>
78 x 54 x 29½	1950 x 1350 x 751	<b>O_N_-C4278PM24</b>	<b>2,155</b>	<b>2,936</b>
72 x 54 x 29½	1800 x 1350 x 751	<b>O_N_-C4272PM24</b>	<b>2,078</b>	<b>2,821</b>

Specify the surface type (5, 6). Specify the accent color (A, S).

**D-shaped tables**



Packaged in 2 boxes.

To attach to a work surface. Grommet. 6" diameter steel leg.

72 x 36 x 29	1800 x 900 x 738	<b>O_N_-BT3672</b>	<b>1,239</b>	<b>1,737</b>
66 x 36 x 29	1650 x 900 x 738	<b>O_N_-BT3666</b>	<b>1,208</b>	<b>1,682</b>
60 x 36 x 29	1500 x 900 x 738	<b>O_N_-BT3660</b>	<b>1,155</b>	<b>1,625</b>
72 x 30 x 29	1800 x 750 x 738	<b>O_N_-BT3072</b>	<b>1,155</b>	<b>1,625</b>
66 x 30 x 29	1650 x 750 x 738	<b>O_N_-BT3066</b>	<b>1,100</b>	<b>1,543</b>
60 x 30 x 29	1500 x 750 x 738	<b>O_N_-BT3060</b>	<b>1,060</b>	<b>1,487</b>
72 x 24 x 29	1800 x 600 x 738	<b>O_N_-BT2472</b>	<b>1,060</b>	<b>1,487</b>
66 x 24 x 29	1650 x 600 x 738	<b>O_N_-BT2466</b>	<b>1,013</b>	<b>1,418</b>
60 x 24 x 29	1500 x 600 x 738	<b>O_N_-BT2460</b>	<b>969</b>	<b>1,357</b>

Specify the surface type (1, 2). Specify the accent color (A, S).

72 x 36 x 29½	1800 x 900 x 751	<b>O_N_-BT3672</b>	<b>1,497</b>	<b>2,091</b>
66 x 36 x 29½	1650 x 900 x 751	<b>O_N_-BT3666</b>	<b>1,448</b>	<b>2,037</b>
60 x 36 x 29½	1500 x 900 x 751	<b>O_N_-BT3660</b>	<b>1,411</b>	<b>1,978</b>
72 x 30 x 29½	1800 x 750 x 751	<b>O_N_-BT3072</b>	<b>1,411</b>	<b>1,978</b>
66 x 30 x 29½	1650 x 750 x 751	<b>O_N_-BT3066</b>	<b>1,357</b>	<b>1,891</b>
60 x 30 x 29½	1500 x 750 x 751	<b>O_N_-BT3060</b>	<b>1,312</b>	<b>1,837</b>
72 x 24 x 29½	1800 x 600 x 751	<b>O_N_-BT2472</b>	<b>1,312</b>	<b>1,837</b>
66 x 24 x 29½	1650 x 600 x 751	<b>O_N_-BT2466</b>	<b>1,271</b>	<b>1,783</b>
60 x 24 x 29½	1500 x 600 x 751	<b>O_N_-BT2460</b>	<b>1,225</b>	<b>1,704</b>

Specify the surface type (5, 6). Specify the accent color (A, S).

**D-shaped tables with modesty panel**



Packaged in 2 boxes.

To attach to a work surface. Reversible modesty panel. 6" diameter steel leg. Grommet.


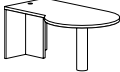
72 x 36 x 29	1800 x 900 x 738	<b>O_N_-BTM3672</b>	<b>1,371</b>	<b>1,924</b>
72 x 30 x 29	1800 x 750 x 738	<b>O_N_-BTM3072</b>	<b>1,293</b>	<b>1,819</b>
66 x 30 x 29	1650 x 750 x 738	<b>O_N_-BTM3066</b>	<b>1,124</b>	<b>1,572</b>

Specify the surface type (1, 2). Specify the accent color (A, S).

72 x 36 x 29½	1800 x 900 x 751	<b>O_N_-BTM3672</b>	<b>1,441</b>	<b>2,025</b>
72 x 30 x 29½	1800 x 750 x 751	<b>O_N_-BTM3072</b>	<b>1,379</b>	<b>1,937</b>
66 x 30 x 29½	1650 x 750 x 751	<b>O_N_-BTM3066</b>	<b>1,326</b>	<b>1,860</b>

Specify the surface type (5, 6). Specify the accent color (A, S).





	W x D x H (in)	W x D x H (mm)	Code	All Laminate (\$)	HPL Surfaces (\$)
<b>Left P-shaped tables</b> 	<i>To attach to a work surface. 6" diameter steel leg. Grommet.</i>				
	72 x 42 x 29	1800 x 1050 x 738	<b>O_N_-PT3072</b>	1,284	1,805
	66 x 42 x 29	1650 x 1050 x 738	<b>O_N_-PT3066</b>	1,256	1,759
	60 x 42 x 29	1500 x 1050 x 738	<b>O_N_-PT3060</b>	1,225	1,698

Packaged in 2 boxes.

72 x 42 x 29½	1800 x 1050 x 751	<b>O_N_-PT3072</b>	1,543	2,155
66 x 42 x 29½	1650 x 1050 x 751	<b>O_N_-PT3066</b>	1,512	2,114
60 x 42 x 29½	1500 x 1050 x 751	<b>O_N_-PT3060</b>	1,471	2,067



Specify the surface type (1, 2). Specify the accent color (A, S).

	W x D x H (in)	W x D x H (mm)	Code	All Laminate (\$)	HPL Surfaces (\$)
<b>Right P-shaped tables</b> 	<i>To attach to a work surface. 6" diameter steel leg. Grommet.</i>				
	72 x 42 x 29	1800 x 1050 x 738	<b>O_N_-3072PT</b>	1,284	1,805
	66 x 42 x 29	1650 x 1050 x 738	<b>O_N_-3066PT</b>	1,256	1,759
	60 x 42 x 29	1500 x 1050 x 738	<b>O_N_-3060PT</b>	1,225	1,698

Packaged in 2 boxes.

72 x 42 x 29½	1800 x 1050 x 751	<b>O_N_-3072PT</b>	1,543	2,155
66 x 42 x 29½	1650 x 1050 x 751	<b>O_N_-3066PT</b>	1,512	2,114
60 x 42 x 29½	1500 x 1050 x 751	<b>O_N_-3060PT</b>	1,471	2,067



Specify the surface type (1, 2). Specify the accent color (A, S).

	W x D x H (in)	W x D x H (mm)	Code	All Laminate (\$)	HPL Surfaces (\$)
<b>Left P-shaped tables with modesty panel</b> 	<i>To attach to a work surface. Modesty panel. 6" diameter steel leg. Grommet.</i>				
	72 x 42 x 29	1800 x 1050 x 738	<b>O_N_-PTM3072</b>	1,364	1,912
	66 x 42 x 29	1650 x 1050 x 738	<b>O_N_-PTM3066</b>	1,331	1,875
	60 x 42 x 29	1500 x 1050 x 738	<b>O_N_-PTM3060</b>	1,225	1,704

Packaged in 2 boxes.

72 x 42 x 29½	1800 x 1050 x 751	<b>O_N_-PTM3072</b>	1,612	2,271
66 x 42 x 29½	1650 x 1050 x 751	<b>O_N_-PTM3066</b>	1,590	2,233
60 x 42 x 29½	1500 x 1050 x 751	<b>O_N_-PTM3060</b>	1,471	2,067

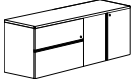
Specify the surface type (5, 6). Specify the accent color (A, S).

	W x D x H (in)	W x D x H (mm)	Code	All Laminate (\$)	HPL Surfaces (\$)
<b>Right P-shaped tables with modesty panel</b> 	<i>To attach to a work surface. Modesty panel. 6" diameter steel leg. Grommet.</i>				
	72 x 42 x 29	1800 x 1050 x 738	<b>O_N_-3072PTM</b>	1,364	1,912
	66 x 42 x 29	1650 x 1050 x 738	<b>O_N_-3066PTM</b>	1,331	1,875
	60 x 42 x 29	1500 x 1050 x 738	<b>O_N_-3060PTM</b>	1,225	1,704

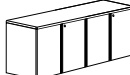
Packaged in 2 boxes.

72 x 42 x 29½	1800 x 1050 x 751	<b>O_N_-3072PTM</b>	1,612	2,271
66 x 42 x 29½	1650 x 1050 x 751	<b>O_N_-3066PTM</b>	1,590	2,233
60 x 42 x 29½	1500 x 1050 x 751	<b>O_N_-3060PTM</b>	1,471	2,067

Specify the surface type (5, 6). Specify the accent color (A, S).

	W x D x H (in)	W x D x H (mm)	Code	All Laminate (\$)	HPL Surfaces (\$)
<b>Lateral file / bookcase credenzas</b> 	<i>Full-width wire access. 2 file drawers with suspension bars. Bookcase unit with doors, 1 adjustable shelf. Locks.</i>				
	72 x 24 x 29	1800 x 600 x 738	<b>O_--_-LF2472B</b>	2,453	2,962
	72 x 24 x 29½	1800 x 600 x 751	<b>O_--_-LF2472B</b>	2,727	3,276


Specify the surface type (1, 2). Specify the handle code (B, L, Z). Specify the accent color (A, S).

	W x D x H (in)	W x D x H (mm)	Code	All Laminate (\$)	HPL Surfaces (\$)
<b>Double bookcase credenzas</b> 	<i>Full-width wire access. 2 bookcases units with doors. Locks. 1 adjustable shelf on each side.</i>				
	72 x 24 x 29	1800 x 600 x 738	<b>O_--_-B2472B</b>	2,208	2,660

Specify the surface type (1, 2). Specify the handle code (B, L, Z). Specify the accent color (A, S).

72 x 24 x 29½	1800 x 600 x 751	<b>O_--_-B2472B</b>	2,487	2,983
---------------	------------------	---------------------	-------	-------

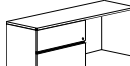
Specify the surface type (5, 6). Specify the handle code (B, L, Z). Specify the accent color (A, S).

	W x D x H (in)	W x D x H (mm)	Code	All Laminate (\$)	HPL Surfaces (\$)
<b>Double lateral file credenzas</b> 	<i>Full-width wire access. 4 file drawers with suspension bars. Locks. Optional counterweights to meet BIFMA standards, refer to page 119.</i>				
	72 x 24 x 29	1800 x 600 x 738	<b>O_--_-LF2472LF</b>	2,727	3,276

Specify the surface type (1, 2). Specify the handle code (B, L, Z). Specify the accent color (A, S).

72 x 24 x 29½	1800 x 600 x 751	<b>O_--_-LF2472LF</b>	2,998	3,609
---------------	------------------	-----------------------	-------	-------

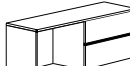
Specify the surface type (5, 6). Specify the handle code (B, L, Z). Specify the accent color (A, S).

	W x D x H (in)	W x D x H (mm)	Code	All Laminate (\$)	HPL Surfaces (\$)
<b>Left lateral file credenzas</b> 	<i>Full-width wire access. 2 file drawers with suspension bars. Lock.</i>				
	72 x 24 x 29	1800 x 600 x 738	<b>O_--_-LF2472S</b>	2,091	2,513
	66 x 24 x 29	1650 x 600 x 738	<b>O_--_-LF2466S</b>	2,007	2,401
	60 x 24 x 29	1500 x 600 x 738	<b>O_--_-LF2460S</b>	1,912	2,295

Specify the surface type (1, 2). Specify the handle code (B, L, Z). Specify the accent color (A, S).

72 x 24 x 29½	1800 x 600 x 751	<b>O_--_-LF2472S</b>	2,395	2,867
66 x 24 x 29½	1650 x 600 x 751	<b>O_--_-LF2466S</b>	2,301	2,759
60 x 24 x 29½	1500 x 600 x 751	<b>O_--_-LF2460S</b>	2,203	2,649

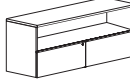
Specify the surface type (5, 6). Specify the handle code (B, L, Z). Specify the accent color (A, S).

	W x D x H (in)	W x D x H (mm)	Code	All Laminate (\$)	HPL Surfaces (\$)
<b>Right lateral file credenzas</b> 	<i>Full-width wire access. 2 file drawers with suspension bars. Lock.</i>				
	72 x 24 x 29	1800 x 600 x 738	<b>O_--_-S2472LF</b>	2,091	2,513
	66 x 24 x 29	1650 x 600 x 738	<b>O_--_-S2466LF</b>	2,007	2,401
	60 x 24 x 29	1500 x 600 x 738	<b>O_--_-S2460LF</b>	1,912	2,295

Specify the surface type (1, 2). Specify the handle code (B, L, Z). Specify the accent color (A, S).

72 x 24 x 29½	1800 x 600 x 751	<b>O_--_-S2472LF</b>	2,395	2,867
66 x 24 x 29½	1650 x 600 x 751	<b>O_--_-S2466LF</b>	2,301	2,759
60 x 24 x 29½	1500 x 600 x 751	<b>O_--_-S2460LF</b>	2,203	2,649

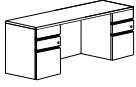
Specify the surface type (5, 6). Specify the handle code (B, L, Z). Specify the accent color (A, S).

	W x D x H (in)	W x D x H (mm)	Code	All Laminate (\$)	HPL Surfaces (\$)
<b>Lateral file credenzas</b> 	<i>Open space on top and 2 file drawers on bottom with suspension bars. Locks. Full-width wire access. Optional counterweights to meet BIFMA standards, refer to page 119.</i>				
	72 x 24 x 29	1800 x 600 x 738	<b>O_--_-SLF2472</b>	2,062	2,472
	72 x 24 x 29½	1800 x 600 x 751	<b>O_--_-SLF2472</b>	2,332	2,797

Specify the surface type (1, 2). Specify the handle code (B, L, Z). Specify the accent color (A, S).



**Double pedestal credenzas low profile**



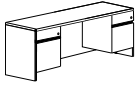
W x D x H (in)	W x D x H (mm)	Code	All Laminate (\$)	HPL Surfaces (\$)
<i>Full-width wire access. 2 pedestals with locks. 4 box drawers and 2 file drawers with suspension bars. Pencil tray.</i>				
72 x 24 x 29	1800 x 600 x 738	<b>O _ _ _ -UF2472UF</b>	<b>2,513</b>	<b>3,015</b>
66 x 24 x 29	1650 x 600 x 738	<b>O _ _ _ -UF2466UF</b>	<b>2,494</b>	<b>2,988</b>
60 x 24 x 29	1500 x 600 x 738	<b>O _ _ _ -UF2460UF</b>	<b>2,448</b>	<b>2,962</b>

**Specify the surface type (1, 2). Specify the handle code (B, L, Z). Specify the accent color (A, S).**

72 x 24 x 29½	1800 x 600 x 751	<b>O _ _ _ -UF2472UF</b>	<b>2,813</b>	<b>3,377</b>
66 x 24 x 29½	1650 x 600 x 751	<b>O _ _ _ -UF2466UF</b>	<b>2,797</b>	<b>3,356</b>
60 x 24 x 29½	1500 x 600 x 751	<b>O _ _ _ -UF2460UF</b>	<b>2,750</b>	<b>3,301</b>

**Specify the surface type (5, 6). Specify the handle code (B, L, Z). Specify the accent color (A, S).**

**Double pedestal credenzas**



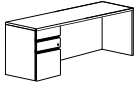
W x D x H (in)	W x D x H (mm)	Code	All Laminate (\$)	HPL Surfaces (\$)
<i>Full-width wire access. 2 pedestals with locks. 2 box drawers and 2 file drawers with suspension bars. Pencil tray.</i>				
72 x 24 x 29	1800 x 600 x 738	<b>O _ _ _ -F2472F</b>	<b>2,007</b>	<b>2,408</b>
66 x 24 x 29	1650 x 600 x 738	<b>O _ _ _ -F2466F</b>	<b>1,983</b>	<b>2,386</b>
60 x 24 x 29	1500 x 600 x 738	<b>O _ _ _ -F2460F</b>	<b>1,944</b>	<b>2,339</b>

**Specify the surface type (1, 2). Specify the handle code (B, L, Z). Specify the accent color (A, S).**

72 x 24 x 29½	1800 x 600 x 751	<b>O _ _ _ -F2472F</b>	<b>2,301</b>	<b>2,767</b>
66 x 24 x 29½	1650 x 600 x 751	<b>O _ _ _ -F2466F</b>	<b>2,285</b>	<b>2,737</b>
60 x 24 x 29½	1500 x 600 x 751	<b>O _ _ _ -F2460F</b>	<b>2,239</b>	<b>2,689</b>

**Specify the surface type (5, 6). Specify the handle code (B, L, Z). Specify the accent color (A, S).**

**Left single pedestal credenzas low profile**



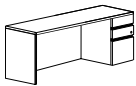
W x D x H (in)	W x D x H (mm)	Code	All Laminate (\$)	HPL Surfaces (\$)
<i>Full-width wire access. 1 pedestal on left with lock. 2 box drawers and 1 file drawer with suspension bar. Pencil tray.</i>				
72 x 24 x 29	1800 x 600 x 738	<b>O _ _ _ -UF2472S</b>	<b>1,805</b>	<b>2,114</b>
66 x 24 x 29	1650 x 600 x 738	<b>O _ _ _ -UF2466S</b>	<b>1,776</b>	<b>2,078</b>
60 x 24 x 29	1500 x 600 x 738	<b>O _ _ _ -UF2460S</b>	<b>1,717</b>	<b>2,025</b>

**Specify the surface type (1, 2). Specify the handle code (B, L, Z). Specify the accent color (A, S).**

72 x 24 x 29½	1800 x 600 x 751	<b>O _ _ _ -UF2472S</b>	<b>2,037</b>	<b>2,401</b>
66 x 24 x 29½	1650 x 600 x 751	<b>O _ _ _ -UF2466S</b>	<b>2,001</b>	<b>2,355</b>
60 x 24 x 29½	1500 x 600 x 751	<b>O _ _ _ -UF2460S</b>	<b>1,960</b>	<b>2,309</b>

**Specify the surface type (5, 6). Specify the handle code (B, L, Z). Specify the accent color (A, S).**

**Right single pedestal credenzas**



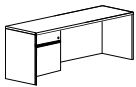
W x D x H (in)	W x D x H (mm)	Code	All Laminate (\$)	HPL Surfaces (\$)
<i>Full-width wire access. 1 pedestal on right with lock. 2 box drawers and 1 file drawer with suspension bar. Pencil tray.</i>				
72 x 24 x 29	1800 x 600 x 738	<b>O _ _ _ -S2472UF</b>	<b>1,805</b>	<b>2,114</b>
66 x 24 x 29	1650 x 600 x 738	<b>O _ _ _ -S2466UF</b>	<b>1,776</b>	<b>2,078</b>
60 x 24 x 29	1500 x 600 x 738	<b>O _ _ _ -S2460UF</b>	<b>1,717</b>	<b>2,025</b>

**Specify the surface type (1, 2). Specify the handle code (B, L, Z). Specify the accent color (A, S).**

72 x 24 x 29½	1800 x 600 x 751	<b>O _ _ _ -S2472UF</b>	<b>2,037</b>	<b>2,401</b>
66 x 24 x 29½	1650 x 600 x 751	<b>O _ _ _ -S2466UF</b>	<b>2,001</b>	<b>2,355</b>
60 x 24 x 29½	1500 x 600 x 751	<b>O _ _ _ -S2460UF</b>	<b>1,960</b>	<b>2,309</b>

**Specify the surface type (5, 6). Specify the handle code (B, L, Z). Specify the accent color (A, S).**

**Left single pedestal credenzas**



W x D x H (in)	W x D x H (mm)	Code	All Laminate (\$)	HPL Surfaces (\$)
<i>Full-width wire access. 1 pedestal on left with lock. 1 box drawer and 1 file drawer with suspension bar. Pencil tray.</i>				
72 x 24 x 29	1800 x 600 x 738	<b>O _ _ _ -F2472S</b>	<b>1,550</b>	<b>1,860</b>
66 x 24 x 29	1650 x 600 x 738	<b>O _ _ _ -F2466S</b>	<b>1,517</b>	<b>1,819</b>
60 x 24 x 29	1500 x 600 x 738	<b>O _ _ _ -F2460S</b>	<b>1,471</b>	<b>1,776</b>

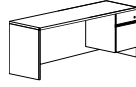
**Specify the surface type (1, 2). Specify the handle code (B, L, Z). Specify the accent color (A, S).**

**Left single pedestal credenzas (cont'd)**

W x D x H (in)	W x D x H (mm)	Code	All Laminate (\$)	HPL Surfaces (\$)
72 x 24 x 29½	1800 x 600 x 751	<b>O _ _ _ -F2472S</b>	<b>1,844</b>	<b>2,216</b>
66 x 24 x 29½	1650 x 600 x 751	<b>O _ _ _ -F2466S</b>	<b>1,810</b>	<b>2,170</b>
60 x 24 x 29½	1500 x 600 x 751	<b>O _ _ _ -F2460S</b>	<b>1,776</b>	<b>2,125</b>

**Specify the surface type (5, 6). Specify the handle code (B, L, Z). Specify the accent color (A, S).**

**Right single pedestal credenzas**



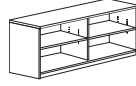
W x D x H (in)	W x D x H (mm)	Code	All Laminate (\$)	HPL Surfaces (\$)
<i>Full-width wire access. 1 pedestal on right with lock. 1 box drawer and 1 file drawer with suspension bar. Pencil tray.</i>				
72 x 24 x 29	1800 x 600 x 738	<b>O _ _ _ -S2472F</b>	<b>1,550</b>	<b>1,860</b>
66 x 24 x 29	1650 x 600 x 738	<b>O _ _ _ -S2466F</b>	<b>1,517</b>	<b>1,819</b>
60 x 24 x 29	1500 x 600 x 738	<b>O _ _ _ -S2460F</b>	<b>1,471</b>	<b>1,776</b>

**Specify the surface type (1, 2). Specify the handle code (B, L, Z). Specify the accent color (A, S).**

72 x 24 x 29½	1800 x 600 x 751	<b>O _ _ _ -S2472F</b>	<b>1,844</b>	<b>2,216</b>
66 x 24 x 29½	1650 x 600 x 751	<b>O _ _ _ -S2466F</b>	<b>1,810</b>	<b>2,170</b>
60 x 24 x 29½	1500 x 600 x 751	<b>O _ _ _ -S2460F</b>	<b>1,776</b>	<b>2,125</b>

**Specify the surface type (5, 6). Specify the handle code (B, L, Z). Specify the accent color (A, S).**

**Open bookcase credenzas**



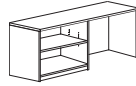
W x D x H (in)	W x D x H (mm)	Code	All Laminate (\$)	HPL Surfaces (\$)
<i>1 adjustable shelf on each side. Full-width wire access.</i>				
72 x 24 x 29	1800 x 600 x 738	<b>O _ N _ -BE2472BE</b>	<b>1,767</b>	<b>2,114</b>

**Specify the surface type (1, 2). Specify the accent color (A, S).**

72 x 24 x 29½	1800 x 600 x 751	<b>O _ N _ -BE2472BE</b>	<b>1,937</b>	<b>2,332</b>
---------------	------------------	--------------------------	--------------	--------------

**Specify the surface type (5, 6). Specify the accent color (A, S).**

**Left open bookcase credenzas**



W x D x H (in)	W x D x H (mm)	Code	All Laminate (\$)	HPL Surfaces (\$)
<i>1 adjustable shelf. Full-width wire access.</i>				
72 x 24 x 29	1800 x 600 x 738	<b>O _ N _ -BE2472S</b>	<b>1,625</b>	<b>1,951</b>

**Specify the surface type (1, 2). Specify the accent color (A, S).**

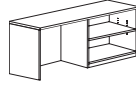
66 x 24 x 29	1650 x 600 x 738	<b>O _ N _ -BE2466S</b>	<b>1,550</b>	<b>1,875</b>
60 x 24 x 29	1500 x 600 x 738	<b>O _ N _ -BE2460S</b>	<b>1,471</b>	<b>1,797</b>

**Specify the surface type (1, 2). Specify the accent color (A, S).**

72 x 24 x 29½	1800 x 600 x 751	<b>O _ N _ -BE2472S</b>	<b>1,791</b>	<b>2,145</b>
66 x 24 x 29½	1650 x 600 x 751	<b>O _ N _ -BE2466S</b>	<b>1,704</b>	<b>2,067</b>
60 x 24 x 29½	1500 x 600 x 751	<b>O _ N _ -BE2460S</b>	<b>1,625</b>	<b>1,983</b>

**Specify the surface type (5, 6). Specify the accent color (A, S).**

**Right open bookcase credenzas**



W x D x H (in)	W x D x H (mm)	Code	All Laminate (\$)	HPL Surfaces (\$)
<i>1 adjustable shelf. Full-width wire access.</i>				
72 x 24 x 29	1800 x 600 x 738	<b>O _ N _ -S2472BE</b>	<b>1,625</b>	<b>1,951</b>

**Specify the surface type (1, 2). Specify the accent color (A, S).**

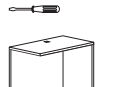
66 x 24 x 29	1650 x 600 x 738	<b>O _ N _ -S2466BE</b>	<b>1,550</b>	<b>1,875</b>
60 x 24 x 29	1500 x 600 x 738	<b>O _ N _ -S2460BE</b>	<b>1,471</b>	<b>1,797</b>

**Specify the surface type (1, 2). Specify the accent color (A, S).**

72 x 24 x 29½	1800 x 600 x 751	<b>O _ N _ -S2472BE</b>	<b>1,791</b>	<b>2,145</b>
66 x 24 x 29½	1650 x 600 x 751	<b>O _ N _ -S2466BE</b>	<b>1,704</b>	<b>2,067</b>
60 x 24 x 29½	1500 x 600 x 751	<b>O _ N _ -S2460BE</b>	<b>1,625</b>	<b>1,983</b>

**Specify the surface type (5, 6). Specify the accent color (A, S).**

**Return shells**



W x D x H (in)	W x D x H (mm)	Code	All Laminate (\$)	HPL Surfaces (\$)
<i>Reversible. 1 grommet. Can accommodate 1 pedestal.</i>				
48 x 24 x 29	1200 x 600 x 738	<b>O _ N _ -R2448S</b>	<b>723</b>	<b>862</b>

**Specify the surface type (1, 2). Specify the accent color (A, S).**

42 x 24 x 29	1050 x 600 x 738	<b>O _ N _ -R2442S</b>	<b>696</b>	<b>837</b>
36 x 24 x 29	900 x 600 x 738	<b>O _ N _ -R2436S</b>	<b>660</b>	<b>799</b>

**Specify the surface type (1, 2). Specify the accent color (A, S).**

48 x 24 x 29½	1200 x 600 x 751	<b>O _ N _ -R2448S</b>	<b>923</b>	<b>1,108</b>
42 x 24 x 29½	1050 x 600 x 751	<b>O _ N _ -R2442S</b>	<b>877</b>	<b>1,060</b>
36 x 24 x 29½	900 x 600 x 751	<b>O _ N _ -R2436S</b>	<b>823</b>	<b>993</b>

**Specify the surface type (5, 6). Specify the accent color (A, S).**





**Left executive returns low profile**



W x D x H (in)	W x D x H (mm)	Code	All Laminate (\$)	HPL Surfaces (\$)
<i>1 pedestal on left with lock. 2 box drawers and 1 file drawer with suspension bar. Pencil tray. Grommet.</i>				
48 x 24 x 29	1200 x 600 x 738	0___-UF2448R	1,524	1,783
42 x 24 x 29	1050 x 600 x 738	0___-UF2442R	1,441	1,692
36 x 24 x 29	900 x 600 x 738	0___-UF2436R	1,379	1,605

Specify the surface type (1, 2). Specify the handle code (B, L, Z).  
Specify the accent color (A, S).

48 x 24 x 29½	1200 x 600 x 751	0___-UF2448R	1,682	1,968
42 x 24 x 29½	1050 x 600 x 751	0___-UF2442R	1,605	1,875
36 x 24 x 29½	900 x 600 x 751	0___-UF2436R	1,543	1,805

Specify the surface type (5, 6). Specify the handle code (B, L, Z).  
Specify the accent color (A, S).

**Right executive returns low profile**



<i>1 pedestal on right with lock. 2 box drawers and 1 file drawer with suspension bar. Pencil tray. Grommet.</i>				
48 x 24 x 29	1200 x 600 x 738	0___-R2448UF	1,524	1,783
42 x 24 x 29	1050 x 600 x 738	0___-R2442UF	1,441	1,692
36 x 24 x 29	900 x 600 x 738	0___-R2436UF	1,379	1,605

Specify the surface type (1, 2). Specify the handle code (B, L, Z).  
Specify the accent color (A, S).

48 x 24 x 29½	1200 x 600 x 751	0___-R2448UF	1,682	1,968
42 x 24 x 29½	1050 x 600 x 751	0___-R2442UF	1,605	1,875
36 x 24 x 29½	900 x 600 x 751	0___-R2436UF	1,543	1,805

Specify the surface type (5, 6). Specify the handle code (B, L, Z).  
Specify the accent color (A, S).

**Right executive returns**



<i>1 pedestal on right with lock. 1 box drawer and 1 file drawer with suspension bar. Pencil tray. Grommet.</i>				
48 x 24 x 29	1200 x 600 x 738	0___-R2448F	1,271	1,524
42 x 24 x 29	1050 x 600 x 738	0___-R2442F	1,185	1,433
36 x 24 x 29	900 x 600 x 738	0___-R2436F	1,124	1,357

Specify the surface type (1, 2). Specify the handle code (B, L, Z).  
Specify the accent color (A, S).

48 x 24 x 29½	1200 x 600 x 751	0___-R2448F	1,425	1,712
42 x 24 x 29½	1050 x 600 x 751	0___-R2442F	1,357	1,625
36 x 24 x 29½	900 x 600 x 751	0___-R2436F	1,284	1,550

Specify the surface type (5, 6). Specify the handle code (B, L, Z).  
Specify the accent color (A, S).

**Left executive returns**



<i>1 pedestal on left with lock. 1 box drawer and 1 file drawer with suspension bar. Pencil tray. Grommet.</i>				
48 x 24 x 29	1200 x 600 x 738	0___-F2448R	1,271	1,524
42 x 24 x 29	1050 x 600 x 738	0___-F2442R	1,185	1,433
36 x 24 x 29	900 x 600 x 738	0___-F2436R	1,124	1,357

Specify the surface type (1, 2). Specify the handle code (B, L, Z).  
Specify the accent color (A, S).

48 x 24 x 29½	1200 x 600 x 751	0___-F2448R	1,425	1,712
42 x 24 x 29½	1050 x 600 x 751	0___-F2442R	1,357	1,625
36 x 24 x 29½	900 x 600 x 751	0___-F2436R	1,284	1,550

Specify the surface type (5, 6). Specify the handle code (B, L, Z).  
Specify the accent color (A, S).

**Bridge returns**



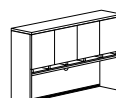
W x D x H (in)	W x D x H (mm)	Code	All Laminate (\$)	HPL Surfaces (\$)
<i>Grommet. Full-height modesty panel.</i>				
48 x 24 x 29	1200 x 600 x 738	0_N_-BR2448	582	703
42 x 24 x 29	1050 x 600 x 738	0_N_-BR2442	541	651
36 x 24 x 29	900 x 600 x 738	0_N_-BR2436	512	613

Specify the surface type (1, 2). Specify the accent color (A, S).

48 x 24 x 29½	1200 x 600 x 751	0_N_-BR2448	713	851
42 x 24 x 29½	1050 x 600 x 751	0_N_-BR2442	683	814
36 x 24 x 29½	900 x 600 x 751	0_N_-BR2436	643	782

Specify the surface type (5, 6). Specify the accent color (A, S).

**Hutches with doors and pigeonholes**



72" to 60": 4 doors  
54" to 48": 3 doors  
42" to 36": 2 doors

*Wire dividers included (1 per door). Can accommodate a tackboard, refer to page 117. Clearance: 20⅞" (530 mm). Grommet. Full-width wire access.*

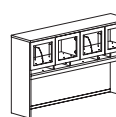
72 x 16 x 44	1800 x 400 x 1096	01N_-E724416PD	2,138	—
66 x 16 x 44	1650 x 400 x 1096	01N_-E664416PD	2,067	—
60 x 16 x 44	1500 x 400 x 1096	01N_-E604416PD	1,983	—
54 x 16 x 44	1350 x 400 x 1096	01N_-E544416PD	1,907	—
48 x 16 x 44	1200 x 400 x 1096	01N_-E484416PD	1,831	—
42 x 16 x 44	1050 x 400 x 1096	01N_-E424416PD	1,744	—
36 x 16 x 44	900 x 400 x 1096	01N_-E364416PD	1,659	—

Specify the accent color (A, S). To be used with 1" surfaces.

72 x 16 x 44	1800 x 400 x 1096	05N_-E724416PD	2,317	—
66 x 16 x 44	1650 x 400 x 1096	05N_-E664416PD	2,233	—
60 x 16 x 44	1500 x 400 x 1096	05N_-E604416PD	2,155	—
54 x 16 x 44	1350 x 400 x 1096	05N_-E544416PD	2,078	—
48 x 16 x 44	1200 x 400 x 1096	05N_-E484416PD	1,960	—
42 x 16 x 44	1050 x 400 x 1096	05N_-E424416PD	1,875	—
36 x 16 x 44	900 x 400 x 1096	05N_-E364416PD	1,797	—

Specify the accent color (A, S). To be used with 1½" surfaces.

**Hutches with translucent doors and pigeonholes – 44" H**



72" to 60": 4 doors  
54" to 48": 3 doors  
42" to 36": 2 doors

*Wire dividers included (1 per door). Can accommodate a tackboard, refer to page 117. Clearance: 20⅞" (530 mm). Grommet. Full-width wire access.*

72 x 16 x 44	1800 x 400 x 1096	01NS-E724416TD	2,936	—
66 x 16 x 44	1650 x 400 x 1096	01NS-E664416TD	2,867	—
60 x 16 x 44	1500 x 400 x 1096	01NS-E604416TD	2,783	—
54 x 16 x 44	1350 x 400 x 1096	01NS-E544416TD	2,504	—
48 x 16 x 44	1200 x 400 x 1096	01NS-E484416TD	2,426	—
42 x 16 x 44	1050 x 400 x 1096	01NS-E424416TD	2,138	—
36 x 16 x 44	900 x 400 x 1096	01NS-E364416TD	2,062	—

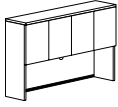
Accent color S. To be used with 1" surfaces.

72 x 16 x 44	1800 x 400 x 1096	05NS-E724416TD	3,114	—
66 x 16 x 44	1650 x 400 x 1096	05NS-E664416TD	3,031	—
60 x 16 x 44	1500 x 400 x 1096	05NS-E604416TD	2,952	—
54 x 16 x 44	1350 x 400 x 1096	05NS-E544416TD	2,673	—
48 x 16 x 44	1200 x 400 x 1096	05NS-E484416TD	2,565	—
42 x 16 x 44	1050 x 400 x 1096	05NS-E424416TD	2,280	—
36 x 16 x 44	900 x 400 x 1096	05NS-E364416TD	2,193	—

Accent color S. To be used with 1½" surfaces.



**Hutches with doors – 44" H**



72" to 60": 4 doors  
54" to 48": 3 doors  
42" to 36": 2 doors

*Wire dividers included (1 per door). Can accommodate a tackboard, refer to page 117. Clearance: 20% (530 mm). Grommet. Full-width wire access. Adjustable shelves.*

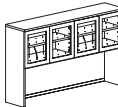
W x D x H (in)	W x D x H (mm)	Code	All Laminate (\$)	HPL Surfaces (\$)
72 x 16 x 44	1800 x 400 x 1096	<b>01N_-E724416P</b>	<b>1,805</b>	–
66 x 16 x 44	1650 x 400 x 1096	<b>01N_-E664416P</b>	<b>1,717</b>	–
60 x 16 x 44	1500 x 400 x 1096	<b>01N_-E604416P</b>	<b>1,650</b>	–
54 x 16 x 44	1350 x 400 x 1096	<b>01N_-E544416P</b>	<b>1,565</b>	–
48 x 16 x 44	1200 x 400 x 1096	<b>01N_-E484416P</b>	<b>1,497</b>	–
42 x 16 x 44	1050 x 400 x 1096	<b>01N_-E424416P</b>	<b>1,403</b>	–
36 x 16 x 44	900 x 400 x 1096	<b>01N_-E364416P</b>	<b>1,318</b>	–

**Specify the accent color (A, S). To be used with 1" surfaces.**

72 x 16 x 44	1800 x 400 x 1096	<b>05N_-E724416P</b>	<b>1,978</b>	–
66 x 16 x 44	1650 x 400 x 1096	<b>05N_-E664416P</b>	<b>1,891</b>	–
60 x 16 x 44	1500 x 400 x 1096	<b>05N_-E604416P</b>	<b>1,819</b>	–
54 x 16 x 44	1350 x 400 x 1096	<b>05N_-E544416P</b>	<b>1,737</b>	–
48 x 16 x 44	1200 x 400 x 1096	<b>05N_-E484416P</b>	<b>1,625</b>	–
42 x 16 x 44	1050 x 400 x 1096	<b>05N_-E424416P</b>	<b>1,543</b>	–
36 x 16 x 44	900 x 400 x 1096	<b>05N_-E364416P</b>	<b>1,448</b>	–

**Specify the accent color (A, S). To be used with 1½" surfaces.**

**Hutches with translucent doors – 44" H**



72" to 60": 4 doors  
54" to 48": 3 doors  
42" to 36": 2 doors

*Wire dividers included (1 per door). Can accommodate a tackboard, refer to page 117. Clearance: 20% (530 mm). Grommet. Full-width wire access.*

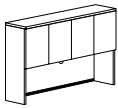
72 x 16 x 44	1800 x 400 x 1096	<b>01NS-E724416T</b>	<b>2,602</b>	–
66 x 16 x 44	1650 x 400 x 1096	<b>01NS-E664416T</b>	<b>2,519</b>	–
60 x 16 x 44	1500 x 400 x 1096	<b>01NS-E604416T</b>	<b>2,448</b>	–
54 x 16 x 44	1350 x 400 x 1096	<b>01NS-E544416T</b>	<b>2,161</b>	–
48 x 16 x 44	1200 x 400 x 1096	<b>01NS-E484416T</b>	<b>2,091</b>	–
42 x 16 x 44	1050 x 400 x 1096	<b>01NS-E424416T</b>	<b>1,805</b>	–
36 x 16 x 44	900 x 400 x 1096	<b>01NS-E364416T</b>	<b>1,712</b>	–

**Accent color S. To be used with 1" surfaces.**

72 x 16 x 44	1800 x 400 x 1096	<b>05NS-E724416T</b>	<b>2,774</b>	–
66 x 16 x 44	1650 x 400 x 1096	<b>05NS-E664416T</b>	<b>2,689</b>	–
60 x 16 x 44	1500 x 400 x 1096	<b>05NS-E604416T</b>	<b>2,619</b>	–
54 x 16 x 44	1350 x 400 x 1096	<b>05NS-E544416T</b>	<b>2,332</b>	–
48 x 16 x 44	1200 x 400 x 1096	<b>05NS-E484416T</b>	<b>2,225</b>	–
42 x 16 x 44	1050 x 400 x 1096	<b>05NS-E424416T</b>	<b>1,937</b>	–
36 x 16 x 44	900 x 400 x 1096	<b>05NS-E364416T</b>	<b>1,852</b>	–

**Accent color S. To be used with 1½" surfaces.**

**Hutches with doors – 36" H**



72" to 60": 4 doors  
54" to 48": 3 doors  
42" to 36": 2 doors

*Wire dividers included (1 per door). Can accommodate a tackboard, refer to page 117. Clearance: 16¾" (426 mm). Grommet. Full-width wire access.*

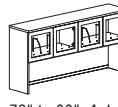
72 x 16 x 36	1800 x 400 x 893	<b>01N_-E723616P</b>	<b>1,543</b>	–
66 x 16 x 36	1650 x 400 x 893	<b>01N_-E663616P</b>	<b>1,460</b>	–
60 x 16 x 36	1500 x 400 x 893	<b>01N_-E603616P</b>	<b>1,379</b>	–
54 x 16 x 36	1350 x 400 x 893	<b>01N_-E543616P</b>	<b>1,312</b>	–
48 x 16 x 36	1200 x 400 x 893	<b>01N_-E483616P</b>	<b>1,239</b>	–
42 x 16 x 36	1050 x 400 x 893	<b>01N_-E423616P</b>	<b>1,131</b>	–
36 x 16 x 36	900 x 400 x 893	<b>01N_-E363616P</b>	<b>1,024</b>	–

**Specify the accent color (A, S). To be used with 1" surfaces.**

72 x 16 x 36	1800 x 400 x 893	<b>05N_-E723616P</b>	<b>1,704</b>	–
66 x 16 x 36	1650 x 400 x 893	<b>05N_-E663616P</b>	<b>1,637</b>	–
60 x 16 x 36	1500 x 400 x 893	<b>05N_-E603616P</b>	<b>1,550</b>	–
54 x 16 x 36	1350 x 400 x 893	<b>05N_-E543616P</b>	<b>1,487</b>	–
48 x 16 x 36	1200 x 400 x 893	<b>05N_-E483616P</b>	<b>1,364</b>	–
42 x 16 x 36	1050 x 400 x 893	<b>05N_-E423616P</b>	<b>1,266</b>	–
36 x 16 x 36	900 x 400 x 893	<b>05N_-E363616P</b>	<b>1,147</b>	–

**Specify the accent color (A, S). To be used with 1½" surfaces.**

**Hutches with translucent doors – 36" H**



72" to 60": 4 doors  
54" to 48": 3 doors  
42" to 36": 2 doors

*Wire dividers included (1 per door). Can accommodate a tackboard, refer to page 117. Clearance: 16¾" (426 mm). Grommet. Full-width wire access.*

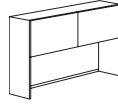
W x D x H (in)	W x D x H (mm)	Code	All Laminate (\$)	HPL Surfaces (\$)
72 x 16 x 36	1800 x 400 x 893	<b>01NS-E723616T</b>	<b>2,339</b>	–
66 x 16 x 36	1650 x 400 x 893	<b>01NS-E663616T</b>	<b>2,254</b>	–
60 x 16 x 36	1500 x 400 x 893	<b>01NS-E603616T</b>	<b>2,177</b>	–
54 x 16 x 36	1350 x 400 x 893	<b>01NS-E543616T</b>	<b>1,907</b>	–
48 x 16 x 36	1200 x 400 x 893	<b>01NS-E483616T</b>	<b>1,837</b>	–
42 x 16 x 36	1050 x 400 x 893	<b>01NS-E423616T</b>	<b>1,536</b>	–
36 x 16 x 36	900 x 400 x 893	<b>01NS-E363616T</b>	<b>1,418</b>	–

**Accent color S. To be used with 1" surfaces.**

72 x 16 x 36	1800 x 400 x 893	<b>05NS-E723616T</b>	<b>2,504</b>	–
66 x 16 x 36	1650 x 400 x 893	<b>05NS-E663616T</b>	<b>2,434</b>	–
60 x 16 x 36	1500 x 400 x 893	<b>05NS-E603616T</b>	<b>2,348</b>	–
54 x 16 x 36	1350 x 400 x 893	<b>05NS-E543616T</b>	<b>2,084</b>	–
48 x 16 x 36	1200 x 400 x 893	<b>05NS-E483616T</b>	<b>1,960</b>	–
42 x 16 x 36	1050 x 400 x 893	<b>05NS-E423616T</b>	<b>1,659</b>	–
36 x 16 x 36	900 x 400 x 893	<b>05NS-E363616T</b>	<b>1,550</b>	–

**Accent color S. To be used with 1½" surfaces.**

**Hutches with flipper doors**



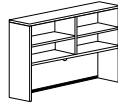
72" to 54": 2 doors  
48" to 36": 1 door

*Wire dividers included (2 per door). Can accommodate a tackboard, refer to page 117. Clearance: 16¾" (426 mm). Grommet. Full-width wire access. 1 tone only.*

72 x 16 x 36	1800 x 400 x 893	<b>0NN_-E723616FD</b>	<b>1,543</b>	–
66 x 16 x 36	1650 x 400 x 893	<b>0NN_-E663616FD</b>	<b>1,460</b>	–
60 x 16 x 36	1500 x 400 x 893	<b>0NN_-E603616FD</b>	<b>1,379</b>	–
54 x 16 x 36	1350 x 400 x 893	<b>0NN_-E543616FD</b>	<b>1,312</b>	–
48 x 16 x 36	1200 x 400 x 893	<b>0NN_-E483616FD</b>	<b>1,239</b>	–
42 x 16 x 36	1050 x 400 x 893	<b>0NN_-E423616FD</b>	<b>1,131</b>	–
36 x 16 x 36	900 x 400 x 893	<b>0NN_-E363616FD</b>	<b>1,024</b>	–

**Specify the accent color (A, S).**

**Open hutches – 44" H**



72" to 48": 4 shelves  
42" to 36": 2 shelves

*Adjustable shelves. Wire dividers included (1 per shelf). Can accommodate a tackboard, refer to page 117. Clearance: 20% (530 mm). Grommet. Full-width wire access.*

72 x 16 x 44	1800 x 400 x 1096	<b>01N_-E724416</b>	<b>1,357</b>	–
66 x 16 x 44	1650 x 400 x 1096	<b>01N_-E664416</b>	<b>1,284</b>	–
60 x 16 x 44	1500 x 400 x 1096	<b>01N_-E604416</b>	<b>1,215</b>	–
54 x 16 x 44	1350 x 400 x 1096	<b>01N_-E544416</b>	<b>1,124</b>	–
48 x 16 x 44	1200 x 400 x 1096	<b>01N_-E484416</b>	<b>1,046</b>	–
42 x 16 x 44	1050 x 400 x 1096	<b>01N_-E424416</b>	<b>982</b>	–
36 x 16 x 44	900 x 400 x 1096	<b>01N_-E364416</b>	<b>936</b>	–

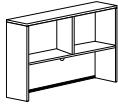
**Specify the accent color (A, S). To be used with 1" surfaces.**

72 x 16 x 44	1800 x 400 x 1096	<b>05N_-E724416</b>	<b>1,524</b>	–
66 x 16 x 44	1650 x 400 x 1096	<b>05N_-E664416</b>	<b>1,448</b>	–
60 x 16 x 44	1500 x 400 x 1096	<b>05N_-E604416</b>	<b>1,379</b>	–
54 x 16 x 44	1350 x 400 x 1096	<b>05N_-E544416</b>	<b>1,293</b>	–
48 x 16 x 44	1200 x 400 x 1096	<b>05N_-E484416</b>	<b>1,172</b>	–
42 x 16 x 44	1050 x 400 x 1096	<b>05N_-E424416</b>	<b>1,108</b>	–
36 x 16 x 44	900 x 400 x 1096	<b>05N_-E364416</b>	<b>1,060</b>	–

**Specify the accent color (A, S). To be used with 1½" surfaces.**



Open hutchess – 36" H



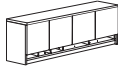
W x D x H (in)	W x D x H (mm)	Code	All Laminate (\$)	HPL Surfaces (\$)
<i>Wire dividers included. Can accommodate a tackboard, refer to page 117. Clearance: 16 3/4" (426 mm). Grommet. Full-width wire access.</i>				
72 x 16 x 36	1800 x 400 x 893	01N_-E723616	1,131	–
66 x 16 x 36	1650 x 400 x 893	01N_-E663616	1,071	–
60 x 16 x 36	1500 x 400 x 893	01N_-E603616	993	–
54 x 16 x 36	1350 x 400 x 893	01N_-E543616	906	–
48 x 16 x 36	1200 x 400 x 893	01N_-E483616	837	–
42 x 16 x 36	1050 x 400 x 893	01N_-E423616	749	–
36 x 16 x 36	900 x 400 x 893	01N_-E363616	703	–

Specify the accent color (A, S). To be used with 1" surfaces.

72 x 16 x 36	1800 x 400 x 893	05N_-E723616	1,303	–
66 x 16 x 36	1650 x 400 x 893	05N_-E663616	1,239	–
60 x 16 x 36	1500 x 400 x 893	05N_-E603616	1,155	–
54 x 16 x 36	1350 x 400 x 893	05N_-E543616	1,084	–
48 x 16 x 36	1200 x 400 x 893	05N_-E483616	960	–
42 x 16 x 36	1050 x 400 x 893	05N_-E423616	877	–
36 x 16 x 36	900 x 400 x 893	05N_-E363616	829	–

Specify the accent color (A, S). To be used with 1 1/2" surfaces.

Wall-mounted hutchess with laminate doors and pigeonholes



72" to 60": 4 doors  
54" to 48": 3 doors  
42" to 36": 2 doors

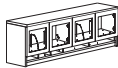
W x D x H (in)	W x D x H (mm)	Code	All Laminate (\$)	HPL Surfaces (\$)
<i>Wire dividers included (1 per door). Can accommodate a tackboard, refer to page 117. Hanger bar included for wall-mount installation.</i>				
72 x 16 x 22	1800 x 400 x 567	01N_-EM722216PD	2,062	–
66 x 16 x 22	1650 x 400 x 567	01N_-EM662216PD	1,983	–
60 x 16 x 22	1500 x 400 x 567	01N_-EM602216PD	1,907	–
54 x 16 x 22	1350 x 400 x 567	01N_-EM542216PD	1,831	–
48 x 16 x 22	1200 x 400 x 567	01N_-EM482216PD	1,751	–
42 x 16 x 22	1050 x 400 x 567	01N_-EM422216PD	1,659	–
36 x 16 x 22	900 x 400 x 567	01N_-EM362216PD	1,577	–

Specify the accent color (A, S). To be used with 1" surfaces.

72 x 16 x 22	1800 x 400 x 580	05N_-EM722216PD	2,233	–
66 x 16 x 22	1650 x 400 x 580	05N_-EM662216PD	2,155	–
60 x 16 x 22	1500 x 400 x 580	05N_-EM602216PD	2,078	–
54 x 16 x 22	1350 x 400 x 580	05N_-EM542216PD	2,001	–
48 x 16 x 22	1200 x 400 x 580	05N_-EM482216PD	1,884	–
42 x 16 x 22	1050 x 400 x 580	05N_-EM422216PD	1,797	–
36 x 16 x 22	900 x 400 x 580	05N_-EM362216PD	1,712	–

Specify the accent color (A, S). To be used with 1 1/2" surfaces.

Wall-mounted hutchess with translucent doors and pigeonholes



72" to 60": 4 doors  
54" to 48": 3 doors  
42" to 36": 2 doors

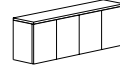
W x D x H (in)	W x D x H (mm)	Code	All Laminate (\$)	HPL Surfaces (\$)
<i>Wire dividers included (1 per door). Can accommodate a tackboard, refer to page 117. Hanger bar included for wall-mount installation.</i>				
72 x 16 x 22	1800 x 400 x 567	01NS-EM722216TD	2,859	–
66 x 16 x 22	1650 x 400 x 567	01NS-EM662216TD	2,783	–
60 x 16 x 22	1500 x 400 x 567	01NS-EM602216TD	2,704	–
54 x 16 x 22	1350 x 400 x 567	01NS-EM542216TD	2,426	–
48 x 16 x 22	1200 x 400 x 567	01NS-EM482216TD	2,348	–
42 x 16 x 22	1050 x 400 x 567	01NS-EM422216TD	2,062	–
36 x 16 x 22	900 x 400 x 567	01NS-EM362216TD	1,978	–

Accent color S. To be used with 1" surfaces.

72 x 16 x 22	1800 x 400 x 580	05NS-EM722216TD	3,031	–
66 x 16 x 22	1650 x 400 x 580	05NS-EM662216TD	2,952	–
60 x 16 x 22	1500 x 400 x 580	05NS-EM602216TD	2,876	–
54 x 16 x 22	1350 x 400 x 580	05NS-EM542216TD	2,597	–
48 x 16 x 22	1200 x 400 x 580	05NS-EM482216TD	2,478	–
42 x 16 x 22	1050 x 400 x 580	05NS-EM422216TD	2,193	–
36 x 16 x 22	900 x 400 x 580	05NS-EM362216TD	2,114	–

Accent color S. To be used with 1 1/2" surfaces.

Wall-mounted hutchess with doors



72" to 60": 4 doors  
54" to 48": 3 doors  
42" to 36": 2 doors

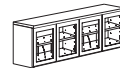
W x D x H (in)	W x D x H (mm)	Code	All Laminate (\$)	HPL Surfaces (\$)
<i>Adjustable shelf. Wire dividers included (1 per door). Can accommodate a tackboard, refer to page 117. Hanger bar included for wall-mount installation.</i>				
72 x 16 x 22	1800 x 400 x 567	01N_-EM722216P	1,724	–
66 x 16 x 22	1650 x 400 x 567	01N_-EM662216P	1,644	–
60 x 16 x 22	1500 x 400 x 567	01N_-EM602216P	1,570	–
54 x 16 x 22	1350 x 400 x 567	01N_-EM542216P	1,491	–
48 x 16 x 22	1200 x 400 x 567	01N_-EM482216P	1,417	–
42 x 16 x 22	1050 x 400 x 567	01N_-EM422216P	1,315	–
36 x 16 x 22	900 x 400 x 567	01N_-EM362216P	1,242	–

Specify the accent color (A, S). To be used with 1" surfaces.

72 x 16 x 22	1800 x 400 x 580	05N_-EM722216P	1,900	–
66 x 16 x 22	1650 x 400 x 580	05N_-EM662216P	1,809	–
60 x 16 x 22	1500 x 400 x 580	05N_-EM602216P	1,739	–
54 x 16 x 22	1350 x 400 x 580	05N_-EM542216P	1,659	–
48 x 16 x 22	1200 x 400 x 580	05N_-EM482216P	1,549	–
42 x 16 x 22	1050 x 400 x 580	05N_-EM422216P	1,462	–
36 x 16 x 22	900 x 400 x 580	05N_-EM362216P	1,373	–

Specify the accent color (A, S). To be used with 1 1/2" surfaces.

Wall-mounted hutchess with translucent doors



72" to 60": 4 doors  
54" to 48": 3 doors  
42" to 36": 2 doors

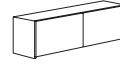
W x D x H (in)	W x D x H (mm)	Code	All Laminate (\$)	HPL Surfaces (\$)
<i>Wire dividers included (1 per door). Can accommodate a tackboard, refer to page 117. Hanger bar included for wall-mount installation.</i>				
72 x 16 x 22	1800 x 400 x 567	01NS-EM722216T	2,170	–
66 x 16 x 22	1650 x 400 x 567	01NS-EM662216T	2,091	–
60 x 16 x 22	1500 x 400 x 567	01NS-EM602216T	2,014	–
54 x 16 x 22	1350 x 400 x 567	01NS-EM542216T	1,744	–
48 x 16 x 22	1200 x 400 x 567	01NS-EM482216T	1,704	–
42 x 16 x 22	1050 x 400 x 567	01NS-EM422216T	1,403	–
36 x 16 x 22	900 x 400 x 567	01NS-EM362216T	1,293	–

Accent color S. To be used with 1" surfaces.

72 x 16 x 22	1800 x 400 x 580	05NS-EM722216T	2,339	–
66 x 16 x 22	1650 x 400 x 580	05NS-EM662216T	2,254	–
60 x 16 x 22	1500 x 400 x 580	05NS-EM602216T	2,177	–
54 x 16 x 22	1350 x 400 x 580	05NS-EM542216T	1,951	–
48 x 16 x 22	1200 x 400 x 580	05NS-EM482216T	1,837	–
42 x 16 x 22	1050 x 400 x 580	05NS-EM422216T	1,536	–
36 x 16 x 22	900 x 400 x 580	05NS-EM362216T	1,418	–

Accent color S. To be used with 1 1/2" surfaces.

Wall-mounted hutchess with flipper doors



72" to 54": 2 doors  
48" to 36": 1 door

W x D x H (in)	W x D x H (mm)	Code	All Laminate (\$)	HPL Surfaces (\$)
<i>Wire dividers included (2 per door). 1 tone only. Can accommodate a tackboard, refer to page 117. Hanger bar included for wall-mount installation.</i>				
72 x 16 x 17	1800 x 400 x 468	0NN_-EM721716D	1,371	–
66 x 16 x 17	1650 x 400 x 468	0NN_-EM661716D	1,293	–
60 x 16 x 17	1500 x 400 x 468	0NN_-EM601716D	1,215	–
54 x 16 x 17	1350 x 400 x 468	0NN_-EM541716D	1,137	–
48 x 16 x 17	1200 x 400 x 468	0NN_-EM481716D	1,108	–
42 x 16 x 17	1050 x 400 x 468	0NN_-EM421716D	1,007	–
36 x 16 x 17	900 x 400 x 468	0NN_-EM361716D	890	–

Specify the accent color (A, S).

Modular pedestal



2 box drawers, 1 file drawer with suspension bar. Lock. Must be installed under a work surface. 1 tone only.

15 x 18 x 28	388 x 448 x 713	0N_-P1518UFL	1,164	–
--------------	-----------------	--------------	-------	---

Specify the handle code (B, L, Z). Specify the accent color (A, S).

Modular pedestal













2 file drawers with suspension bars. Lock. Must be installed under a work surface. 1 tone only.

15 x 18 x 28	388 x 448 x 713	0N_-P1518FFL	1,094	–
--------------	-----------------	--------------	-------	---

Specify the handle code (B, L, Z). Specify the accent color (A, S).



	W x D x H (in)	W x D x H (mm)	Code	All Laminate (\$)	HPL Surfaces (\$)
<b>Hanging pedestal</b> 	<i>1 box drawer, 1 file drawer with suspension bar. Lock. Must be installed under a work surface. 1 tone only.</i>				
	15 x 17½ x 19	388 x 448 x 503	ON__-F	936	—
	<b>Specify the handle code (B, L, Z). Specify the accent color (A, S).</b>				
<b>Modular lateral files</b> 	<i>2 file drawers with suspension bars. Lock. Goes under a work surface. 1 tone only.</i>				
	36 x 18 x 28	900 x 448 x 713	ON__-1836FL	1,364	—
	30 x 18 x 28	750 x 448 x 713	ON__-1830FL	1,293	—
	<b>Specify the handle code (B, L, Z). Specify the accent color (A, S).</b>				
<b>Combined modular pedestals</b> 	<i>2 box drawers, 2 file drawers with suspension bars. Goes under a work surface. 1 tone only.</i>				
	36 x 18 x 28	900 x 448 x 713	ON__-1836COL	1,751	—
	30 x 18 x 28	750 x 448 x 713	ON__-1830COL	1,605	—
	<b>Specify the handle code (B, L, Z). Specify the accent color (A, S).</b>				
<b>Combined modular pedestals</b> 	<i>2 box drawers, 2 file drawers with suspension bars. Goes under a work surface. 1 tone only.</i>				
	36 x 18 x 28	900 x 448 x 713	ON__-C01836L	1,751	—
	30 x 18 x 28	750 x 448 x 713	ON__-C01830L	1,605	—
	<b>Specify the handle code (B, L, Z). Specify the accent color (A, S).</b>				
<b>Modular bookcase with doors</b> 	<i>1 adjustable shelf. Lock. Goes under a work surface. 1 tone only.</i>				
	36 x 18 x 28	900 x 448 x 713	ON__-1836BL	1,071	—
	<b>Specify the handle code (B, L, Z). Specify the accent color (A, S).</b>				
<b>Mobile pedestals</b> 	<i>2 box drawers, 1 file drawer with suspension bar. Brakes on front casters. Pencil tray. Lock. Fits under a work surface. 1 tone only.</i>				
	15 x 28 x 27	388 x 700 x 689	ON__-MP1528UF	1,271	—
	15 x 18 x 27	388 x 450 x 704	ON__-MP1518UF	1,256	—
	<b>Specify the handle code (B, L, Z). Specify the accent color (A, S).</b>				
<b>Mobile pedestals</b> 	<i>1 box drawer, 1 file drawer with suspension bar. Brakes on front casters. Pencil tray. Lock. Fits under a work surface. 1 tone only.</i>				
	15 x 28 x 21½	388 x 700 x 527	ON__-MP1528F	1,239	—
	15 x 18 x 21½	388 x 450 x 527	ON__-MP1518F	1,208	—
	<b>Specify the handle code (B, L, Z). Specify the accent color (A, S).</b>				
<b>Lateral files</b> 	<i>2 file drawers with suspension bars. Lock. Full-width wire access. Optional counterweights to meet BIFMA standards, refer to page 119.</i>				
	36 x 24 x 29	900 x 600 x 738	O__-2436LF	1,448	1,751
	<b>Specify the surface type (1, 2). Specify the handle code (B, L, Z). Specify the accent color (A, S).</b>				
	36 x 24 x 29½	900 x 600 x 751	O__-2436LF	1,605	1,931
	<b>Specify the surface type (5, 6). Specify the handle code (B, L, Z). Specify the accent color (A, S).</b>				
<b>Combined pedestals</b> 	<i>2 box drawers, 2 file drawers with suspension bars. Full-width wire access. Lock.</i>				
	36 x 24 x 29	900 x 600 x 738	O__-2436CO	1,837	1,968
	<b>Specify the surface type (1, 2). Specify the handle code (B, L, Z). Specify the accent color (A, S).</b>				
	36 x 24 x 29½	900 x 600 x 751	O__-2436CO	2,025	2,170
	<b>Specify the surface type (5, 6). Specify the handle code (B, L, Z). Specify the accent color (A, S).</b>				
<b>Combined pedestals</b> 	<i>2 box drawers, 2 file drawers with suspension bars. Full-width wire access. Lock.</i>				
	36 x 24 x 29	900 x 600 x 738	O__-C02436	1,837	1,968
	<b>Specify the surface type (1, 2). Specify the handle code (B, L, Z). Specify the accent color (A, S).</b>				
	36 x 24 x 29½	900 x 600 x 751	O__-C02436	2,025	2,170
	<b>Specify the surface type (5, 6). Specify the handle code (B, L, Z). Specify the accent color (A, S).</b>				

**Bookcases units with doors**



	W x D x H (in)	W x D x H (mm)	Code	All Laminate (\$)	HPL Surfaces (\$)
--	----------------	----------------	------	-------------------	-------------------

<i>1 adjustable shelf. Full-width wire access. Lock.</i>					
	36 x 24 x 29	900 x 600 x 738	O__-2436B	1,256	1,512
<b>Specify the surface type (1, 2). Specify the handle code (B, L, Z). Specify the accent color (A, S).</b>					

	36 x 24 x 29½	900 x 600 x 751	O__-2436B	1,411	1,698
<b>Specify the surface type (5, 6). Specify the handle code (B, L, Z). Specify the accent color (A, S).</b>					

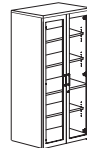
**Storage cabinets with laminate doors**



<i>3 adjustable shelves. 1 fixed shelf. Lock. To be used with 1" surfaces.</i>					
	36 x 24 x 73	900 x 600 x 1834	O1__-243673B	2,280	—
	36 x 24 x 65	900 x 600 x 1632	O1__-243665B	2,193	—

<i>To be used with 1½" surfaces.</i>					
	36 x 24 x 73	900 x 600 x 1847	O5__-243673B	2,504	—
	36 x 24 x 65	900 x 600 x 1645	O5__-243665B	2,417	—
<b>Specify the handle code (B, L, Z). Specify the accent color (A, S).</b>					

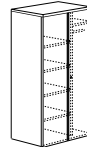
**Storage cabinets with translucent doors**



<i>3 adjustable shelves. 1 full-width fixed shelf. Lock. To be used with 1" surfaces.</i>					
	36 x 24 x 73	900 x 600 x 1834	O1_S-243673BT	3,308	—
	36 x 24 x 65	900 x 600 x 1632	O1_S-243665BT	3,230	—

<i>To be used with 1½" surfaces.</i>					
	36 x 24 x 73	900 x 600 x 1847	O5_S-243673BT	3,543	—
	36 x 24 x 65	900 x 600 x 1645	O5_S-243665BT	3,453	—
<b>Specify the handle code (B, Z).</b>					

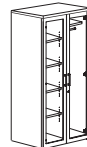
**Wardrobe / storage cabinets with laminate doors**



<i>Clothes hanger bar and 1 fixed shelf on wardrobe side (15% W). 4 adjustable shelves. Lock. To be used with 1" surfaces.</i>					
	36 x 24 x 73	900 x 600 x 1834	O1__-243673BC	2,193	—
	36 x 24 x 65	900 x 600 x 1632	O1__-243665BC	2,107	—

<i>To be used with 1½" surfaces.</i>					
	36 x 24 x 73	900 x 600 x 1847	O5__-243673BC	2,417	—
	36 x 24 x 65	900 x 600 x 1645	O5__-243665BC	2,339	—
<b>Specify the handle code (B, L, Z). Specify the accent color (A, S).</b>					

**Wardrobe / storage cabinets with translucent doors**



<i>Clothes hanger bar and 1 fixed shelf on wardrobe side (15% W). 4 adjustable shelves. Lock. To be used with 1" surfaces.</i>					
	36 x 24 x 73	900 x 600 x 1834	O1_S-243673BCT	3,473	—
	36 x 24 x 65	900 x 600 x 1632	O1_S-243665BCT	3,386	—

<i>To be used with 1½" surfaces.</i>					
	36 x 24 x 73	900 x 600 x 1847	O5_S-243673BCT	3,697	—
	36 x 24 x 65	900 x 600 x 1645	O5_S-243665BCT	3,619	—
<b>Specify the handle code (B, Z).</b>					

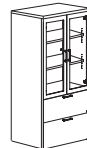
**Storage / lateral file cabinets with laminate doors**



<i>2 adjustable shelves. 2 file drawers with suspension bars. Lock on drawers. To be used with 1" surfaces.</i>					
	36 x 24 x 73	900 x 600 x 1834	O1__-243673LFB	2,667	—
	36 x 24 x 65	900 x 600 x 1632	O1__-243665LFB	2,453	—

<i>To be used with 1½" surfaces.</i>					
	36 x 24 x 73	900 x 600 x 1847	O5__-243673LFB	2,876	—
	36 x 24 x 65	900 x 600 x 1645	O5__-243665LFB	2,667	—
<b>Specify the handle code (B, L, Z). Specify the accent color (A, S).</b>					

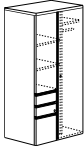
**Storage / lateral file cabinets with translucent doors**

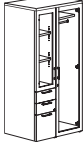


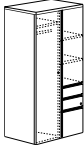
<i>2 adjustable shelves. 2 file drawers with suspension bars. Lock on drawers. To be used with 1" surfaces.</i>					
	36 x 24 x 73	900 x 600 x 1834	O1_S-243673LFBT	3,301	—
	36 x 24 x 65	900 x 600 x 1632	O1_S-243665LFBT	3,103	—

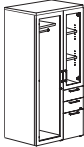
<i>To be used with 1½" surfaces.</i>					
	36 x 24 x 73	900 x 600 x 1847	O5_S-243673LFBT	3,510	—
	36 x 24 x 65	900 x 600 x 1645	O5_S-243665LFBT	3,301	—
<b>Specify the handle code (B, Z).</b>					

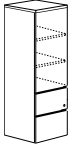


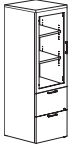
	W x D x H (in)	W x D x H (mm)	Code	All Laminate (\$)	HPL Surfaces (\$)
<b>Wardrobe / storage cabinets with laminate doors</b> 	<i>2 box drawers, 1 file drawer with suspension bar. Clothes hanger bar and 1 fixed shelf on wardrobe side (18 3/8" W). 2 adjustable shelves. Lock on drawers and on full-height door. To be used with 1" surfaces.</i>				
	36 x 24 x 73	900 x 600 x 1834	01__-243673UFB	2,836	—
	36 x 24 x 65	900 x 600 x 1632	01__-243665UFB	2,634	—
	<i>To be used with 1 1/2" surfaces.</i>				
	36 x 24 x 73	900 x 600 x 1847	05__-243673UFB	3,044	—
	36 x 24 x 65	900 x 600 x 1645	05__-243665UFB	2,836	—
<b>Specify the handle code (B, L, Z). Specify the accent color (A, S).</b>					


	W x D x H (in)	W x D x H (mm)	Code	All Laminate (\$)	HPL Surfaces (\$)
<b>Combined storage cabinets with translucent doors</b> 	<i>2 box drawers, 1 file drawer with suspension bar. Clothes hanger bar and 1 fixed shelf on wardrobe side (18 3/8" W). 2 adjustable shelves. Lock on drawers and on full-height door. To be used with 1" surfaces.</i>				
	36 x 24 x 73	900 x 600 x 1834	01_S-243673UFBT	3,790	—
	36 x 24 x 65	900 x 600 x 1632	01_S-243665UFBT	3,596	—
	<i>To be used with 1 1/2" surfaces.</i>				
	36 x 24 x 73	900 x 600 x 1847	05_S-243673UFBT	4,007	—
	36 x 24 x 65	900 x 600 x 1645	05_S-243665UFBT	3,790	—
<b>Specify the handle code (B, Z).</b>					


	W x D x H (in)	W x D x H (mm)	Code	All Laminate (\$)	HPL Surfaces (\$)
<b>Wardrobe / storage cabinets with laminate doors</b> 	<i>2 box drawers, 1 file drawer with suspension bar. Clothes hanger bar and 1 fixed shelf on wardrobe side (18 3/8" W). 2 adjustable shelves. Lock on drawers and on full-height door. To be used with 1" surfaces.</i>				
	36 x 24 x 73	900 x 600 x 1834	01__-243673BUF	2,836	—
	36 x 24 x 65	900 x 600 x 1632	01__-243665BUF	2,634	—
	<i>To be used with 1 1/2" surfaces.</i>				
	36 x 24 x 73	900 x 600 x 1847	05__-243673BUF	3,044	—
	36 x 24 x 65	900 x 600 x 1645	05__-243665BUF	2,836	—
<b>Specify the handle code (B, L, Z). Specify the accent color (A, S).</b>					


	W x D x H (in)	W x D x H (mm)	Code	All Laminate (\$)	HPL Surfaces (\$)
<b>Combined storage cabinets with translucent doors</b> 	<i>2 box drawers, 1 file drawer with suspension bar. Clothes hanger bar and 1 fixed shelf on wardrobe side (18 3/8" W). 2 adjustable shelves. Lock on drawers and on full-height door. To be used with 1" surfaces.</i>				
	36 x 24 x 73	900 x 600 x 1834	01_S-243673BUFT	3,790	—
	36 x 24 x 65	900 x 600 x 1632	01_S-243665BUFT	3,596	—
	<i>To be used with 1 1/2" surfaces.</i>				
	36 x 24 x 73	900 x 600 x 1847	05_S-243673BUFT	4,007	—
	36 x 24 x 65	900 x 600 x 1645	05_S-243665BUFT	3,790	—
<b>Specify the handle code (B, Z).</b>					


	W x D x H (in)	W x D x H (mm)	Code	All Laminate (\$)	HPL Surfaces (\$)
<b>Storage / lateral file cabinets with laminate door</b> 	<i>2 adjustable shelves. 2 file drawers with suspension bars. Reversible door. Lock on drawers. To be used with 1" surfaces.</i>				
	24 x 24 x 73	600 x 600 x 1834	01__-242473FB	2,145	—
	24 x 24 x 65	600 x 600 x 1632	01__-242465FB	2,053	—
	<i>To be used with 1 1/2" surfaces.</i>				
	24 x 24 x 73	600 x 600 x 1847	05__-242473FB	2,317	—
	24 x 24 x 65	600 x 600 x 1645	05__-242465FB	2,216	—
<b>Specify the handle code (B, L, Z). Specify the accent color (A, S).</b>					

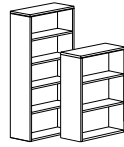
	W x D x H (in)	W x D x H (mm)	Code	All Laminate (\$)	HPL Surfaces (\$)
<b>Storage / lateral file cabinets with translucent door</b> 	<i>2 adjustable shelves. 2 file drawers with suspension bars. Reversible door. Lock on drawers. To be used with 1" surfaces.</i>				
	24 x 24 x 73	600 x 600 x 1834	01_S-242473FBT	2,783	—
	24 x 24 x 65	600 x 600 x 1632	01_S-242465FBT	2,689	—
	<i>To be used with 1 1/2" surfaces.</i>				
	24 x 24 x 73	600 x 600 x 1847	05_S-242473FBT	2,952	—
	24 x 24 x 65	600 x 600 x 1645	05_S-242465FBT	2,859	—
<b>Specify the handle code (B, Z).</b>					


	W x D x H (in)	W x D x H (mm)	Code	All Laminate (\$)	HPL Surfaces (\$)
<b>Wardrobe / storage cabinets with laminate door</b> 	<i>Clothes hanger bar and 1 fixed shelf on wardrobe side (10 1/4" W). 4 adjustable shelves. Lock. To be used with 1" surfaces.</i>				
	24 x 24 x 73	600 x 600 x 1834	01__-242473BC	1,984	—
	24 x 24 x 65	600 x 600 x 1632	01__-242465BC	1,890	—
	<i>To be used with 1 1/2" surfaces.</i>				
	24 x 24 x 73	600 x 600 x 1847	05__-242473BC	2,202	—
	24 x 24 x 65	600 x 600 x 1645	05__-242465BC	2,095	—
<b>Specify the handle code (B, L, Z). Specify the accent color (A, S). Specify opening at the end of the code: on right (R) or on left (L).</b>					


	W x D x H (in)	W x D x H (mm)	Code	All Laminate (\$)	HPL Surfaces (\$)
<b>Wardrobe / storage cabinets with translucent door</b> 	<i>Clothes hanger bar and 1 fixed shelf on wardrobe side (10 1/4" W). 4 adjustable shelves. Lock. To be used with 1" surfaces.</i>				
	24 x 24 x 73	600 x 600 x 1834	01_S-242473BCT	2,295	—
	24 x 24 x 65	600 x 600 x 1632	01_S-242465BCT	2,208	—
	<i>To be used with 1 1/2" surfaces.</i>				
	24 x 24 x 73	600 x 600 x 1847	05_S-242473BCT	2,453	—
	24 x 24 x 65	600 x 600 x 1645	05_S-242465BCT	2,379	—
<b>Specify the handle code (B, Z). Specify opening at the end of the code: on right (R) or on left (L).</b>					

	W x D x H (in)	W x D x H (mm)	Code	All Laminate (\$)	HPL Surfaces (\$)
<b>Storage cabinets with laminate door</b> 	<i>4 adjustable shelves. Lock. To be used with 1" surfaces.</i>				
	24 x 24 x 73	600 x 600 x 1834	01__-242473B	1,984	—
	24 x 24 x 65	600 x 600 x 1632	01__-242465B	1,890	—
	<i>To be used with 1 1/2" surfaces.</i>				
	24 x 24 x 73	600 x 600 x 1847	05__-242473B	2,202	—
	24 x 24 x 65	600 x 600 x 1645	05__-242465B	2,095	—
<b>Specify the handle code (B, L, Z). Specify the accent color (A, S). Specify opening at the end of the code: on right (R) or on left (L).</b>					


	W x D x H (in)	W x D x H (mm)	Code	All Laminate (\$)	HPL Surfaces (\$)
<b>Storage cabinets with translucent doors</b> 	<i>4 adjustable shelves. Lock. To be used with 1" surfaces.</i>				
	24 x 24 x 73	600 x 600 x 1834	01_S-242473BT	2,295	—
	24 x 24 x 65	600 x 600 x 1632	01_S-242465BT	2,208	—
	<i>To be used with 1 1/2" surfaces.</i>				
	24 x 24 x 73	600 x 600 x 1847	05_S-242473BT	2,453	—
	24 x 24 x 65	600 x 600 x 1645	05_S-242465BT	2,379	—
<b>Specify the handle code (B, Z). Specify opening at the end of the code: on right (R) or on left (L).</b>					



	W x D x H (in)	W x D x H (mm)	Code	All Laminate (\$)	HPL Surfaces (\$)
<b>Open bookcases</b> 	<i>73" H: 4 adjustable shelves. 65" H: 4 adjustable shelves. 48" H: 2 adjustable shelves. To be used with 1" surfaces.</i>				
	36 x 14 x 73	900 x 350 x 1834	01NN-B367314	1,180	—
	36 x 14 x 65	900 x 350 x 1632	01NN-B366514	1,076	—
	36 x 14 x 48	900 x 350 x 1225	01NN-B364814	955	—
	<i>To be used with 1 1/2" surfaces.</i>				
	36 x 14 x 73	900 x 350 x 1847	05NN-B367314	1,312	—
	36 x 14 x 65	900 x 350 x 1645	05NN-B366514	1,239	—
	36 x 14 x 48	900 x 350 x 1238	05NN-B364814	1,108	—



	W x D x H (in)	W x D x H (mm)	Code	All Laminate (\$)	HPL Surfaces (\$)
<b>Left personal storage towers</b> 	<i>1 box drawer, 2 file drawers with suspension bars. Adjustable shelf on 57" H only. Wardrobe with clothes / hanger bar (7 1/4" W). Lock for the two file drawers. Lock on door.</i>				
	24 x 24 x 57	600 x 600 x 1437	0N__-PB242457	2,697	—
	24 x 24 x 49	600 x 600 x 1234	0N__-PB242449	2,573	—
	<b>Specify the handle code (B, L, Z). Specify the accent color (A, S).</b>				


	W x D x H (in)	W x D x H (mm)	Code	All Laminate (\$)	HPL Surfaces (\$)
<b>Right personal storage towers</b> 	<i>1 box drawer, 2 file drawers with suspension bars. Adjustable shelf on 57" H only. Wardrobe with clothes / hanger bar (7 1/4" W). Lock for the two file drawers. Lock on door.</i>				
	24 x 24 x 57	600 x 600 x 1437	0N__-P242457B	2,697	—
	24 x 24 x 49	600 x 600 x 1234	0N__-P242449B	2,573	—
	<b>Specify the handle code (B, L, Z). Specify the accent color (A, S).</b>				





	W x D x H (in)	W x D x H (mm)	Code	All Laminate (\$)	HPL Surfaces (\$)
<b>Round table tops</b>	<i>1½" thick.</i>				
	48 x 48 x 1½	1200 x 1200 x 38	<b>O_NN-R48</b>	<b>851</b>	<b>1,116</b>
	42 x 42 x 1½	1050 x 1050 x 38	<b>O_NN-R42</b>	<b>737</b>	<b>969</b>
<b>Specify the surface type (5, 6).</b>					


<b>Cross base</b>	<i>1½" laminate thick base. For 48" diameter round table tops.</i>				
	33 x 33 x 28	825 x 825 x 713	<b>LGC-CR33</b>	<b>643</b>	—
					



<b>Cross base</b>	<i>1½" laminate thick base. For 42" diameter round table tops.</i>				
	27 x 27 x 28	680 x 680 x 713	<b>LGC-CR27</b>	<b>567</b>	—
					


<b>6" diameter steel leg.</b>	<i>Anthracite Grey (GAN) or Silver (ARS) steel. Specify the finish.</i>				
	6 x 6 x 28	150 x 150 x 710	<b>LGC-TL</b>	<b>381</b>	—


<b>Serving carts</b>	<i>1 sliding shelf, 11½" extension. 2 box drawers. 2 doors with 1 adjustable shelf. 4 casters, 2 with brakes. Grommet in the back.</i>				
	36 x 21 x 36	900 x 520 x 908	<b>O_ _ _-MS213636</b>	<b>1,937</b>	<b>2,519</b>
<b>Specify the surface type (1, 2). Specify the handle code (B, L, Z). Specify the accent color (A, S).</b>					
	36 x 21 x 36½	900 x 520 x 921	<b>O_ _ _-MS213636</b>	<b>2,138</b>	<b>2,783</b>
<b>Specify the surface type (5, 6). Specify the handle code (B, L, Z). Specify the accent color (A, S).</b>					


<b>Serving carts</b>	<i>1 sliding shelf, 11½" extension. 1 box drawer. 1 door with 1 adjustable shelf. 4 casters, 2 with brakes. Grommet in the back.</i>				
	20 x 21 x 36	500 x 520 x 908	<b>O_ _ _-MS212036</b>	<b>1,248</b>	<b>1,625</b>
<b>Specify the surface type (1, 2). Specify the handle code (B, L, Z). Specify the accent color (A, S).</b>					
	20 x 21 x 36½	500 x 520 x 921	<b>O_ _ _-MS212036</b>	<b>1,441</b>	<b>1,884</b>
<b>Specify the surface type (5, 6). Specify the handle code (B, L, Z). Specify the accent color (A, S).</b>					

<b>Marker boards</b>	<i>180° hinges. Board surface: white high-pressure laminate, non magnetic, for use with dry-erase markers. Eraser tray along bottom of board. Inside face of doors covered in natural cork.</i>				
	55 x 5 x 41	1368 x 130 x 1049	<b>01_ _-VBX4054</b>	<b>2,014</b>	—
<b>Specify the handle code (B, L, Z). Specify the accent color (A, S).</b>					
	55 x 5 x 42¼	1368 x 130 x 1075	<b>05_ _-VBX4054</b>	<b>2,208</b>	—
<b>Specify the handle code (B, L, Z). Specify the accent color (A, S).</b>					

<b>Coffee tables</b>	<i>Specify the surface type (1, 2).</i>				
	22 x 22 x 18	550 x 550 x 438	<b>O_NN-ST222218</b>	<b>548</b>	<b>636</b>
	22 x 22 x 18½	550 x 550 x 451	<b>O_NN-ST222218</b>	<b>620</b>	<b>799</b>
<b>Specify the surface type (5, 6).</b>					

<b>Additional full-width legs</b>	<i>1 tone only. For AT, DT and CM tables.</i>				
	24 x 1 x 27½	598 x 25 x 698	<b>ONNN-L24</b>	<b>195</b>	—
	30 x 1 x 27½	748 x 25 x 698	<b>ONNN-L30</b>	<b>209</b>	—

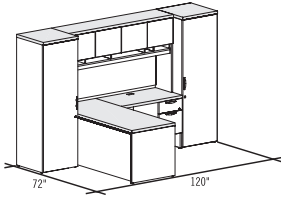
<b>Additional full-width legs with wire access</b>	<i>1 tone only. For AT, DT and CM tables.</i>				
	24 x 1 x 27½	598 x 25 x 698	<b>ONNN-L24D</b>	<b>195</b>	—
	30 x 1 x 27½	748 x 25 x 698	<b>ONNN-L30D</b>	<b>209</b>	—

	W x D x H (in)	W x D x H (mm)	Code	All Laminate (\$)	HPL Surfaces (\$)
<b>Additional recessed leg</b>	<i>1 tone only. For AT, DT and CM tables.</i>				
	13 x 1 x 27½	340 x 25 x 698	<b>ONNN-L12</b>	<b>162</b>	—



# SUGGESTIONS

## 0 \_\_\_ -PLAN01



Plan shown in Options Flyer:

**05BA-PLAN01** **\$8,926**

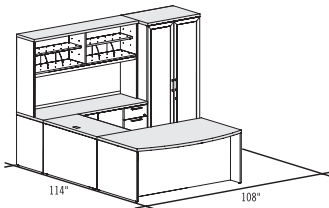
- 1 05NA-TDM3072
- 1 05BA-R2442F
- 1 05BA-242473BCL
- 1 05BA-242473BR
- 1 05NA-E724416PD
- 1 LGC-TK7019E

**1½" thick laminate (5), Curved pull (B), Anthracite Grey accent (A).**

**Other option:**

Translucent doors **\$11,151**

## 0 \_\_\_ -PLAN02



Plan shown in Options Flyer:

**05ZS-PLAN02** **\$10,152**

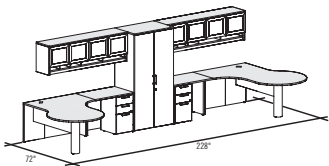
- 1 05ZS-F4272SA
- 1 05NS-BR2448
- 1 05ZS-S2472F
- 1 05NS-E724416
- 1 05ZS-243673BCT

**1½" thick laminate (5), Straight pull (Z), Silver accent (S).**

**Other option:**

Laminate doors **\$8,871**

## 0 \_\_\_ -PLAN03



Plan shown in Options Flyer:

**01ZS-PLAN03** **\$15,614**

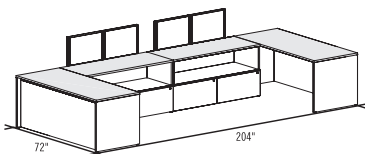
- 1 01NS-CPM724824
- 1 01NS-C4872PM24
- 2 01NS-DT2436B
- 1 01ZS-243673BC
- 2 0NZS-P1518UFL
- 2 01NS-EM722216TD

**1" thick laminate (1), Straight pull (Z), Silver accent (S).**

**Other option:**

Laminate doors **\$14,015**

## 0 \_\_\_ -PLAN04



Plan shown in Options Flyer:

**01LA-PLAN04** **\$9,932**

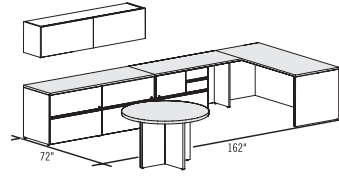
- 2 01LA-SLF2472
- 2 01NA-TDM3072
- 4 LGC-SCL2416A
- 4 PNNN-TK2215P
- 4 LGC-7POA

**1" thick laminate (1), Linear pull (L), Anthracite Grey accent (A).**

**Other option:**

1½" thick laminate **\$10,831**

## 0 \_\_\_ -PLAN05



Plan shown in Options Flyer:

**01LS-PLAN05** **\$9,229**

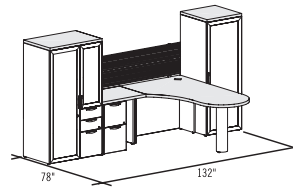
- 1 01LS-LF2472LF
- 1 ONLS-CO1830L
- 1 01NS-DT2460B
- 1 01NS-TDM3072
- 1 ONNS-EM721716D
- 1 05NN-R48
- 1 LGC-CR33

**1" thick laminate (1), Linear pull (L), Silver accent (S).**

**Other option:**

1½" thick laminate **\$9,802**

## 0 \_\_\_ -PLAN06



Plan shown in Options Flyer:

**05BS-PLAN06** **\$10,842**

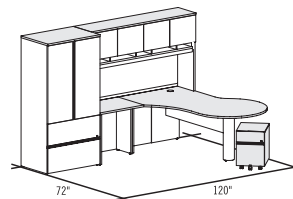
- 1 05NS-DT2430B
- 1 05NS-C4278B24
- 1 05BS-243665BUFT
- 1 05BS-242465BCTR
- 1 ONBS-P1518FFL
- 1 LGC-SUPALS
- 1 LGC-RA72S
- 1 LGC-RAS12S
- 1 LGC-RPT11S

**1½" thick laminate (1), Curved pull (B), Silver accent (S).**

**Other option:**

1" thick laminate **\$10,128**

## 0 \_\_\_ -PLAN07



Not shown in Options Flyer:

**01 \_\_\_ -PLAN07** **\$8,647**

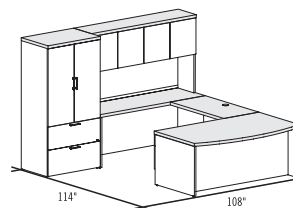
- 1 01N\_-C4278PM24
- 1 01N\_-DT2430B
- 1 01N\_-E724416PD
- 1 01\_-\_-243673LFB
- 1 ON\_-\_-MP1518F

**1" thick laminate (1).**

**Other option:**

Translucent doors **\$10,082**

## 0 \_\_\_ -PLAN08



Not shown in Options Flyer:

**01 \_\_\_ -PLAN08** **\$8,216**

- 1 01\_-\_-S4272FA
- 1 01N\_-BR2448
- 1 01N\_-DT2472A
- 1 01N\_-E724416P
- 1 01\_-\_-243673LFB

**1" thick laminate (1).**

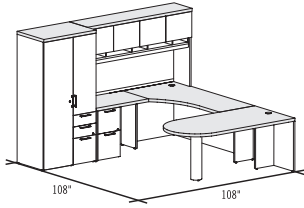
**Other option:**

Translucent doors **\$9,646**



# SUGGESTIONS

## 0\_\_-PLAN09



Not shown in Options Flyer:

**01\_\_-PLAN09** **\$9,539**

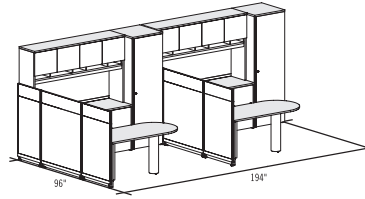
- 1 01N\_-BT3672
- 1 01N\_-CM367224B
- 1 01N\_-DT2436B
- 1 01N\_-E724416PD
- 1 01\_-243673BUF
- 1 ON\_-P1518FFL

**1" thick laminate (1).**

**Other option:**

Translucent doors **\$11,290**

## 0\_\_-PLAN11



Not shown in Options Flyer:

**01\_\_-PLAN11** **\$22,332**

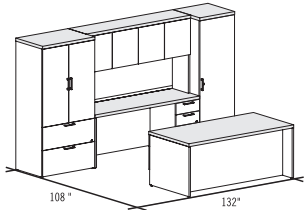
- 2 01N\_-BT3060
- 2 01N\_-BR2442
- 2 01N\_-DT2472A
- 2 01N\_-E724416PD
- 2 01\_-242473BCR
- 2 ON\_-1836COL
- 2 PNN\_-SFLX4130
- 2 PNN\_-SFLX4142
- 2 PNN\_-SFLX4124
- 2 PNN\_-SOFX0830
- 2 PNN\_-SOFX0842
- 2 PNN\_-SOFX0824

**1" thick laminate (1).**

**Other option:**

Translucent doors **\$25,371**

## 0\_\_-PLAN10



Not shown in Options Flyer:

**01\_\_-PLAN10** **\$9,587**

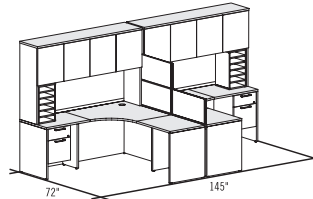
- 1 01\_-S3672F
- 1 01\_-S2472UF
- 1 01N\_-E724416P
- 1 01\_-242473BCR
- 1 01\_-243673LFB

**1" thick laminate (1).**

**Other option:**

Translucent doors **\$11,740**

## 0\_\_-PLAN12



Not shown in Options Flyer:

**01\_\_-PLAN12** **\$13,692**

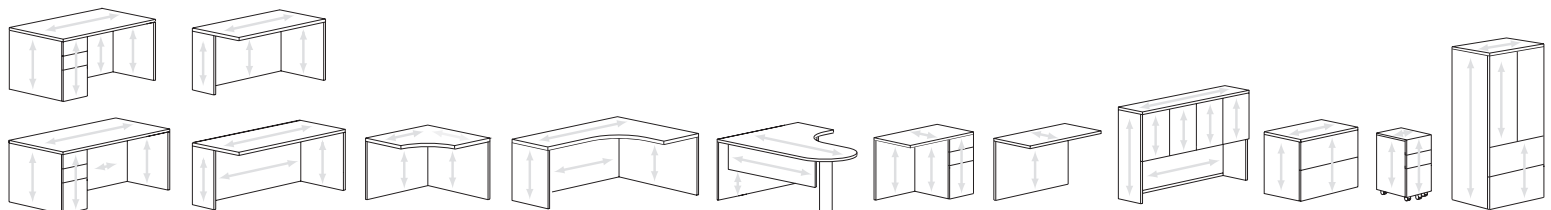
- 2 01N\_-CM4224S
- 4 01N\_-DT2430B
- 2 01N\_-E724416P
- 2 ON\_-F
- 2 LGC-DV1221
- 2 LGC-SCF4216\_
- 1 LGC-SCF3016\_
- 1 LGC-14TP\_
- 2 LGC-7PO\_

**1" thick laminate (1).**

**Other option:**

Translucent doors **\$15,287**

### TYPICAL WOOD GRAIN DIRECTION FOR OPTIONS:





# CONCEPT 3

IIDEX Awards  
NeoCon Canada



## CONCEPT 3 – EASY TO SPECIFY, EASY TO RECONFIGURE

### 3 LAYOUTS

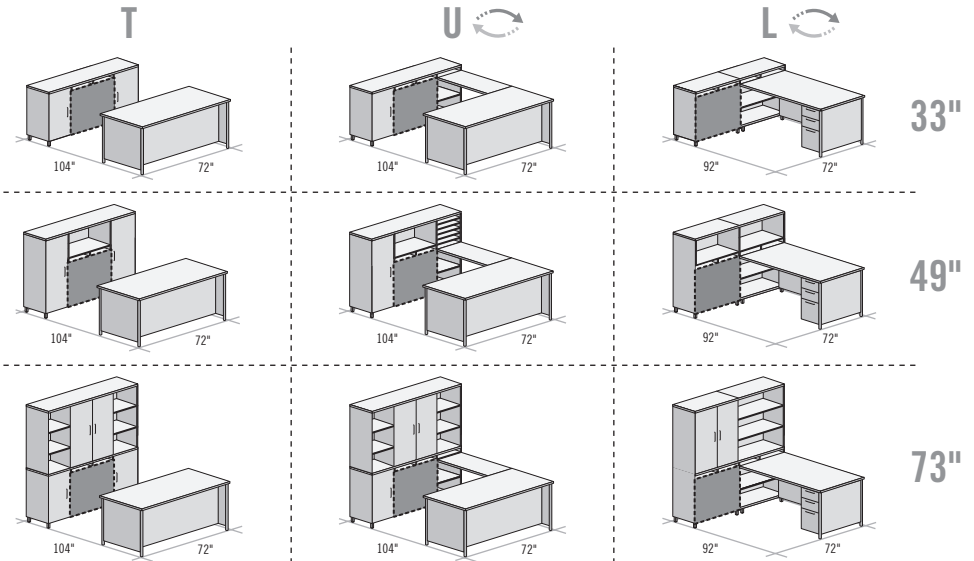
Concept 3 envisions three classic office workstation layouts – traditional **T**, **U-shaped** and **L-shaped** – with generous surfaces and versatile storage. Inspired design ensures upscale looks and maximum functionality whichever setting you choose.

### REVERSIBLE

As easy as flipping a coin, storage and non-handed work surfaces fit together left or right. In the **U-shaped** and **L-shaped** settings, you can attach the bridge or work surface on either side without losing access to the storage below. A big plus if you change your space... or change your mind!

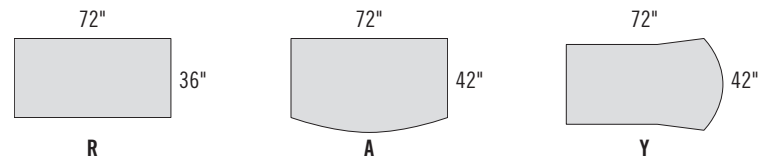
### 3 HEIGHTS

Keep it sleek and low with the **33-inch** storage module, elevate the look to **49 inches** or top it off at **73 inches**. Each level has its own refined sense of proportion and scale.



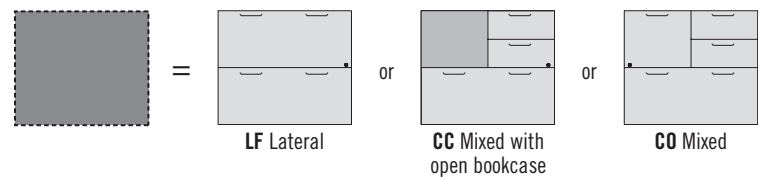
### 3 SURFACE SHAPES

Customize the look and function of your work surface with the shape you prefer – classic **rectangular R**, stylish **bow front A** or our adaptable **Y shape**.



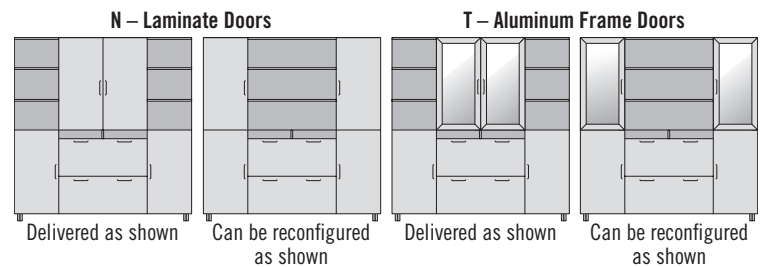
### 3 STORAGE OPTIONS

Choose from **storage modules** designed for filing, or for a multiplicity of functions with drawers and open bookcase. Whatever works best for you.



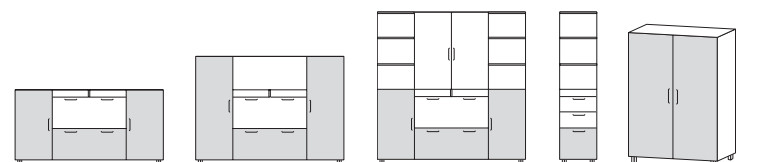
### DOOR OPTIONS

Concept 3 is designed to simplify your life, but you still have the final say. Choose from matching **laminated N** or **anodized aluminum frame T** door styles. Storage modules are shipped assembled but offer you the flexibility of modifying the door configuration on site.



### SPECIFIC TWO-TONE APPLICATION ON 73", 49" AND 33" H STORAGE UNITS (unless otherwise specified)

The first finish specified will be applied to the laminate door(s) and to the drawer at the bottom of the unit. The second finish specified will be applied to the rest of the unit.



**EDGEBANDING**

Furniture with 1" (25 mm) thick tops.


**N Edge**



Smooth, 1/16" (1,5 mm) thick edge.

The **N** edge is **matched with the finish specified for the surface.**

**HANDLES**



**C – Cubic**

**CODIFICATION**

Series	Options
	Doors
<b>C3</b>	<b>T</b> Translucent



**LACASSE QUICKSHIP PROGRAM\***

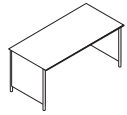
Products and suggested layouts identified by this pictogram are part of the Lacasse quick delivery program.



Please refer to page 3 for complete program details.

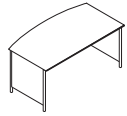
\* **Due to current market conditions, always refer to our Lead-Time Guide for a confirmation of our current Lacasse QuickShip lead-times.**





	W x D x H (in)	W x D x H (mm)	Code	Price (\$)
<b>Rectangular surfaces</b> 	<i>Can accommodate 1 or 2 modular pedestals. Recessed, full-height modesty panel.</i>			
	72 x 36 x 29	1800 x 900 x 735	<b>C3-TD3672</b>	<b>1,303</b>
	66 x 30 x 29	1650 x 750 x 735	<b>C3-TD3066</b>	<b>1,116</b>





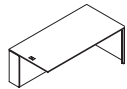
	W x D x H (in)	W x D x H (mm)	Code	Price (\$)
<b>Arched surfaces</b> 	<i>Can accommodate 1 or 2 modular pedestals. Recessed, full-height modesty panel.</i>			
	72 x 42 x 29	1800 x 1050 x 735	<b>C3-TD4272A</b>	<b>1,433</b>
	66 x 36 x 29	1650 x 900 x 735	<b>C3-TD3666A</b>	<b>1,271</b>





	W x D x H (in)	W x D x H (mm)	Code	Price (\$)
<b>Y-shaped surfaces</b> 	<i>Reversible. Half-height modesty panel. Grommet. Can not accommodate pedestal.</i>			
	72 x 42 x 29	1800 x 1050 x 735	<b>C3-YTM3672</b>	<b>1,357</b>
	66 x 42 x 29	1650 x 1050 x 735	<b>C3-YTM3666</b>	<b>1,271</b>





	W x D x H (in)	W x D x H (mm)	Code	Price (\$)
<b>Rectangular surface-returns</b> 	<i>Reversible. Can accommodate 1 modular pedestal. Can be attached to a 36" wide bookcase. Recessed, full-height modesty panel. Grommet.</i>			
	72 x 36 x 29	1800 x 900 x 735	<b>C3-RD3672</b>	<b>1,100</b>
	66 x 36 x 29	1650 x 900 x 735	<b>C3-RD3666</b>	<b>1,013</b>
	54 x 36 x 29	1350 x 900 x 735	<b>C3-RD3654</b>	<b>955</b>





	W x D x H (in)	W x D x H (mm)	Code	Price (\$)
<b>Y-shaped surface-returns</b> 	<i>Reversible. Must be attached to a 36" wide bookcase. Half-height modesty panel. Grommet. Can not accommodate pedestal.</i>			
	72 x 42 x 29	1800 x 1050 x 735	<b>C3-YUM3672</b>	<b>1,131</b>
	66 x 42 x 29	1650 x 1050 x 735	<b>C3-YUM3666</b>	<b>1,054</b>
	54 x 42 x 29	1350 x 1050 x 735	<b>C3-YUM3654</b>	<b>1,013</b>





	W x D x H (in)	W x D x H (mm)	Code	Price (\$)
<b>Modular pedestal</b> 	<i>2 file drawers with suspension bars. Lock. Goes under a work surface. 1 tone only.</i>			
	15 x 24 x 24 3/4	388 x 600 x 628	<b>C3-FF24</b>	<b>946</b>




	W x D x H (in)	W x D x H (mm)	Code	Price (\$)
<b>Modular pedestal</b> 	<i>2 box drawers. 1 file drawer with suspension bar. Pencil tray. Lock. Goes under a work surface. 1 tone only.</i>			
	15 x 24 x 24 3/4	388 x 600 x 628	<b>C3-UF24</b>	<b>1,046</b>



	W x D x H (in)	W x D x H (mm)	Code	Price (\$)
<b>Bridge-returns</b> 	<i>Half-height modesty panel. Grommet.</i>			
	48 x 18 x 13	1200 x 448 x 327	<b>C3-BR1848</b>	<b>420</b>
	42 x 18 x 13	1050 x 448 x 327	<b>C3-BR1842</b>	<b>381</b>




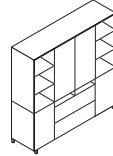
	W x D x H (in)	W x D x H (mm)	Code	Price (\$)
<b>Executive return</b> 	<i>Reversible. 2 box drawers and 1 file drawer. Pencil tray. Grommet on the back. Lock.</i>			
	48 x 24 x 29	1200 x 600 x 735	<b>C3-UF2448R</b>	<b>1,712</b>



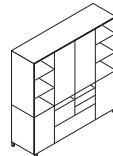
Packaged in 2 boxes.

	W x D x H (in)	W x D x H (mm)	Code	Price (\$)
<b>73" Storage modules – 4 doors</b>	<i>UPPER: Open bookcases, 4 adjustable shelves. Bookcase with doors, 2 adjustable shelves. Doors can be installed at either ends. Grommet on the back. Specify T at the end of the code for translucent doors.</i>			
	<i>LOWER: Bookcases with doors, 2 adjustable shelves. 2 pigeonholes. Packaged in 2 boxes.</i>			

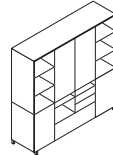
	W x D x H (in)	W x D x H (mm)	Code	Price (\$)
<b>Lateral file modules</b>	<i>2 file drawers with suspension bars. Lock.</i>			
	72 x 20 x 73	1796 x 500 x 1850	<b>C3-207273LFB</b>	<b>4,753</b>
	72 x 20 x 73	1796 x 500 x 1850	<b>C3-207273LFBT</b>	<b>5,616</b>




	W x D x H (in)	W x D x H (mm)	Code	Price (\$)
<b>Mixed modules</b>	<i>2 box drawers, 2 file drawers with suspension bars. Lock. Pencil tray.</i>			
	72 x 20 x 73	1796 x 500 x 1850	<b>C3-207273COB</b>	<b>5,127</b>
	72 x 20 x 73	1796 x 500 x 1850	<b>C3-207273COBT</b>	<b>5,991</b>

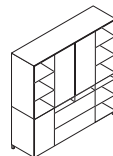


	W x D x H (in)	W x D x H (mm)	Code	Price (\$)
<b>Open mixed modules</b>	<i>Open storage space. 2 box drawers. 1 file drawer with suspension bar. Lock. Pencil tray.</i>			
	72 x 20 x 73	1796 x 500 x 1850	<b>C3-207273CCB</b>	<b>4,919</b>
	72 x 20 x 73	1796 x 500 x 1850	<b>C3-207273CCBT</b>	<b>5,763</b>



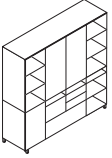
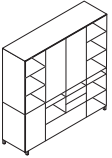


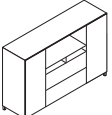
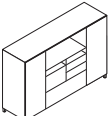
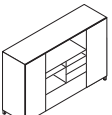
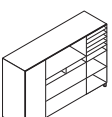
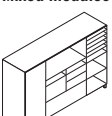
	W x D x H (in)	W x D x H (mm)	Code	Price (\$)
<b>73" Storage modules – 3 doors</b>	<i>UPPER: Open bookcases, 2 adjustable shelves. Bookcase with doors, 2 adjustable shelves. Doors can be installed at either ends. Grommet on the back. Specify T at the end of the code for translucent doors.</i>			
	<i>LOWER: Reversible. Bookcases with door, adjustable shelf. 3 pigeonholes. Open Bookcase, adjustable shelf. A bridge-return can be attached. Packaged in two boxes.</i>			

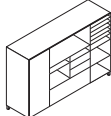


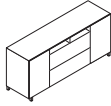
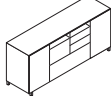
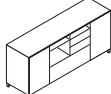


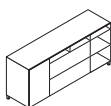
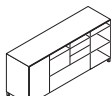
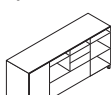
	W x D x H (in)	W x D x H (mm)	Code	Price (\$)
<b>Lateral file modules</b>	<i>2 file drawers with suspension bars. Lock.</i>			
	72 x 20 x 73	1796 x 500 x 1850	<b>C3-207273LFS</b>	<b>4,667</b>
	72 x 20 x 73	1796 x 500 x 1850	<b>C3-207273LFS T</b>	<b>5,525</b>

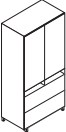
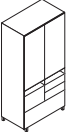
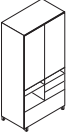
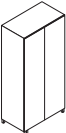
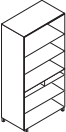
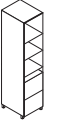
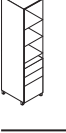





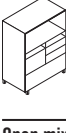

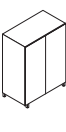





 = ASSEMBLY REQUIRED









 = QUICKSHIP PROGRAM

	W x D x H (in)	W x D x H (mm)	Code	Price (\$)
<b>73" Storage modules – 3 doors (cont'd)</b>				
<b>Mixed modules</b>	<i>2 box drawers, 2 file drawers with suspension bars. Lock. Pencil tray.</i>			
	72 x 20 x 73	1796 x 500 x 1850	<b>C3-207273COS</b>	<b>5,060</b>
	72 x 20 x 73	1796 x 500 x 1850	<b>C3-207273COST</b>	<b>5,912</b>
<b>Open mixed modules</b>	<i>Open storage space. 2 box drawers. 1 file drawer with suspension bar. Lock. Pencil tray.</i>			
	72 x 20 x 73	1796 x 500 x 1850	<b>C3-207273CCS</b> 	<b>4,858</b>
	72 x 20 x 73	1796 x 500 x 1850	<b>C3-207273CCST</b> 	<b>5,720</b>
<b>49" Storage modules – 2 doors</b>	<i>Bookcases with doors, 4 adjustable shelves. Open storage space. 2 pigeonholes. Grommet on the back. Specify T at the end of the code for translucent doors.</i>			
<b>Lateral file modules</b>	<i>2 file drawers with suspension bars. Lock.</i>			
	72 x 20 x 49	1796 x 500 x 1241	<b>C3-207249LFB</b>	<b>3,137</b>
	72 x 20 x 49	1796 x 500 x 1241	<b>C3-207249LFBT</b>	<b>4,099</b>
<b>Mixed modules</b>	<i>2 box drawers, 2 file drawers with suspension bars. Lock. Pencil tray.</i>			
	72 x 20 x 49	1796 x 500 x 1241	<b>C3-207249COB</b>	<b>3,435</b>
	72 x 20 x 49	1796 x 500 x 1241	<b>C3-207249COBT</b>	<b>4,379</b>
<b>Open mixed modules</b>	<i>Open storage space. 2 box drawers. 1 file drawer with suspension bar. Lock. Pencil tray.</i>			
	72 x 20 x 49	1796 x 500 x 1241	<b>C3-207249CCB</b>	<b>3,221</b>
	72 x 20 x 49	1796 x 500 x 1241	<b>C3-207249CCBT</b>	<b>4,031</b>
<b>49" Storage modules – 1 door</b>	<i>Reversible. Bookcase with door, 2 adjustable shelves. Open storage space. 8 pigeonholes. Open bookcase, adjustable shelf. Grommet on the back. A bridge-return can be attached. Specify T at the end of the code for translucent doors.</i>			
<b>Lateral file modules</b>	<i>2 file drawers with suspension bars. Lock.</i>			
	72 x 20 x 49	1796 x 500 x 1241	<b>C3-207249LFS</b>	<b>3,215</b>
	72 x 20 x 49	1796 x 500 x 1241	<b>C3-207249LFST</b>	<b>3,673</b>
<b>Mixed modules</b>	<i>2 box drawers, 2 file drawers with suspension bars. Lock. Pencil tray.</i>			
	72 x 20 x 49	1796 x 500 x 1241	<b>C3-207249COS</b>	<b>3,496</b>
	72 x 20 x 49	1796 x 500 x 1241	<b>C3-207249COST</b>	<b>3,976</b>

	W x D x H (in)	W x D x H (mm)	Code	Price (\$)
<b>49" Storage modules – 1 door (cont'd)</b>				
<b>Open mixed modules</b>	<i>Open storage space. 2 box drawers. 1 file drawer with suspension bar. Lock. Pencil tray.</i>			
	72 x 20 x 49	1796 x 500 x 1241	<b>C3-207249CCS</b> 	<b>3,308</b>
	72 x 20 x 49	1796 x 500 x 1241	<b>C3-207249CCST</b> 	<b>3,781</b>
<b>33" Storage modules – 2 doors</b>	<i>Bookcases with doors, 2 adjustable shelves. 2 pigeonholes. Specify T at the end of the code for translucent doors.</i>			
<b>Lateral file modules</b>	<i>2 file drawers with suspension bars. Lock.</i>			
	72 x 20 x 33	1796 x 500 x 834	<b>C3-207233LFB</b>	<b>2,774</b>
	72 x 20 x 33	1796 x 500 x 834	<b>C3-207233LFBT</b>	<b>3,496</b>
<b>Mixed modules</b>	<i>2 box drawers, 2 file drawers with suspension bars. Lock. Pencil tray.</i>			
	72 x 20 x 33	1796 x 500 x 834	<b>C3-207233COB</b>	<b>3,178</b>
	72 x 20 x 33	1796 x 500 x 834	<b>C3-207233COBT</b>	<b>3,883</b>
<b>Open mixed modules</b>	<i>Open storage space. 2 box drawers. 1 file drawer with suspension bar. Lock. Pencil tray.</i>			
	72 x 20 x 33	1796 x 500 x 834	<b>C3-207233CCB</b> 	<b>2,962</b>
	72 x 20 x 33	1796 x 500 x 834	<b>C3-207233CCBT</b> 	<b>3,627</b>
<b>33" Storage modules – 1 door</b>	<i>Reversible. Bookcase with doors, adjustable shelf. 3 pigeonholes. Open bookcase, adjustable shelf. A bridge-return can be attached. Specify T at the end of the code for translucent doors.</i>			
<b>Lateral file modules</b>	<i>2 file drawers with suspension bars. Lock.</i>			
	72 x 20 x 33	1796 x 500 x 834	<b>C3-207233LFS</b>	<b>2,697</b>
	72 x 20 x 33	1796 x 500 x 834	<b>C3-207233LFST</b>	<b>3,055</b>
<b>Mixed modules</b>	<i>2 box drawers, 2 file drawers with suspension bars. Lock. Pencil tray.</i>			
	72 x 20 x 33	1796 x 500 x 834	<b>C3-207233COS</b>	<b>3,103</b>
	72 x 20 x 33	1796 x 500 x 834	<b>C3-207233COST</b>	<b>3,442</b>
<b>Open mixed modules</b>	<i>Open storage space. 2 box drawers. 1 file drawer with suspension bar. Lock. Pencil tray.</i>			
	72 x 20 x 33	1796 x 500 x 834	<b>C3-207233CCS</b>	<b>2,905</b>
	72 x 20 x 33	1796 x 500 x 834	<b>C3-207233CCST</b>	<b>3,230</b>

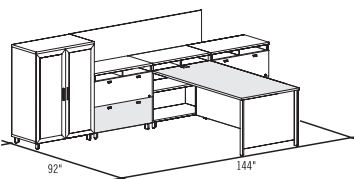
	W x D x H (in)	W x D x H (mm)	Code	Price (\$)
<b>73" COMPLEMENTARY STORAGE MODULES</b>				
<b>Lateral file modules</b>	<i>Bookcase with doors, 2 adjustable shelves. 2 pigeonholes. 2 file drawers with suspension bars. Lock. Grommet on the back. Specify T at the end of the code for translucent doors.</i>			
	36 x 20 x 73	900 x 500 x 1850	<b>C3-203673LF</b>	<b>3,055</b>
	36 x 20 x 73	900 x 500 x 1850	<b>C3-203673LFT</b>	<b>3,930</b>
<b>Mixed modules</b>	<i>Bookcase with doors, 2 adjustable shelves. 2 pigeonholes. 2 box drawers. 2 file drawers with suspension bars. Lock. Pencil tray. Grommet on the back. Specify T at the end of the code for translucent doors.</i>			
	36 x 20 x 73	900 x 500 x 1850	<b>C3-203673C0</b>	<b>3,362</b>
	36 x 20 x 73	900 x 500 x 1850	<b>C3-203673C0T</b>	<b>4,208</b>
<b>Open mixed modules</b>	<i>Bookcase with doors, 2 adjustable shelves. 2 pigeonholes. Open storage space. 2 box drawers. 1 file drawer with suspension bar. Lock. Pencil tray. Grommet on the back. Specify T at the end of the code for translucent doors.</i>			
	36 x 20 x 73	900 x 500 x 1850	<b>C3-203673CC</b>	<b>3,137</b>
	36 x 20 x 73	900 x 500 x 1850	<b>C3-203673CCT</b>	<b>3,983</b>
<b>Bookcase modules with doors</b>	<i>3 adjustable shelves and 1 fixed shelf. 1 clothes hanger bar. Specify T at the end of the code for translucent doors.</i>			
	36 x 20 x 73	900 x 500 x 1850	<b>C3-203673B</b>	<b>2,107</b>
	36 x 20 x 73	900 x 500 x 1850	<b>C3-203673BT</b>	<b>3,341</b>
<b>Bookcase modules</b>	<i>Fixed shelf at 29". 3 adjustable shelves. 2 pigeonholes. Grommet on the back. A surface-return can be attached. 1 tone only.</i>			
	36 x 20 x 73	900 x 500 x 1850	<b>C3-BS203673</b>	<b>1,931</b>
<b>Lateral file module</b>	<i>Bookcase, 2 adjustable shelves. Pigeonhole. 2 file drawers with suspension bars. Lock.</i>			
	18 x 20 x 73	450 x 500 x 1850	<b>C3-201873FF</b>	<b>1,978</b>
<b>Mixed module</b>	<i>Bookcase, 2 adjustable shelves. Pigeonhole. 2 box drawers. 1 file drawer with suspension bar. Pencil tray. Lock.</i>			
	18 x 20 x 73	450 x 500 x 1850	<b>C3-201873UF</b>	<b>2,100</b>
<b>Bookcase modules with door</b>	<i>Reversible door. 4 adjustable shelves. Specify T at the end of the code for translucent door.</i>			
	18 x 20 x 73	450 x 500 x 1850	<b>C3-201873B</b>	<b>1,637</b>
	18 x 20 x 73	450 x 500 x 1850	<b>C3-201873BT</b>	<b>2,216</b>
<b>Bookcase module</b>	<i>3 adjustable shelves. Pigeonhole. A bridge-return can be attached. 1 tone only.</i>			
	18 x 20 x 73	450 x 500 x 1850	<b>C3-BS201873</b>	<b>1,448</b>

	W x D x H (in)	W x D x H (mm)	Code	Price (\$)
<b>49" COMPLEMENTARY STORAGE MODULES</b>				
<b>Lateral file module</b>	<i>Open storage space. 2 pigeonholes. 2 file drawers with suspension bars. Lock. Grommet on the back.</i>			
	36 x 20 x 49	900 x 500 x 1241	<b>C3-203649LF</b>	<b>2,025</b>
<b>Mixed module</b>	<i>Open storage space. 2 pigeonholes. 2 box drawers. 2 file drawers with suspension bars. Lock. Pencil tray. Grommet on the back.</i>			
	36 x 20 x 49	900 x 500 x 1241	<b>C3-203649C0</b>	<b>2,386</b>
<b>Open mixed module</b>	<i>Open storage space. 2 pigeonholes. 2 box drawers. 1 file drawer with suspension bar. Lock. Pencil tray. Grommet on the back.</i>			
	36 x 20 x 49	900 x 500 x 1241	<b>C3-203649CC</b>	<b>2,184</b>
<b>Bookcase modules with doors</b>	<i>2 adjustable shelves. 1 clothes hanger bar. Specify T at the end of the code for translucent doors.</i>			
	36 x 20 x 49	900 x 500 x 1241	<b>C3-203649B</b>	<b>1,559</b>
	36 x 20 x 49	900 x 500 x 1241	<b>C3-203649BT</b>	<b>2,453</b>
<b>Bookcase module</b>	<i>Open storage space. 2 pigeonholes. Fixed shelf at 29". Adjustable shelf. Grommet on the back. A surface-return can be attached. 1 tone only.</i>			
	36 x 20 x 49	900 x 500 x 1241	<b>C3-BS203649</b>	<b>1,418</b>
<b>Lateral file module</b>	<i>Open storage space. Pigeonhole. 2 file drawers with suspension bars. Lock.</i>			
	18 x 20 x 49	450 x 500 x 1241	<b>C3-201849FF</b>	<b>1,596</b>
<b>Mixed module</b>	<i>Open storage space. Pigeonhole. 2 box drawers. 1 file drawer with suspension bar. Pencil tray. Lock.</i>			
	18 x 20 x 49	450 x 500 x 1241	<b>C3-201849UF</b>	<b>1,704</b>
<b>Bookcase modules with door</b>	<i>Reversible door. 2 adjustable shelves. Specify T at the end of the code for translucent door.</i>			
	18 x 20 x 49	450 x 500 x 1241	<b>C3-201849B</b>	<b>1,266</b>
	18 x 20 x 49	450 x 500 x 1241	<b>C3-201849BT</b>	<b>1,659</b>
<b>Bookcase module</b>	<i>Open storage space. Pigeonhole. Adjustable shelf. A bridge-return can be attached. 1 tone only.</i>			
	18 x 20 x 49	450 x 500 x 1241	<b>C3-BS201849</b>	<b>1,147</b>

	W x D x H (in)	W x D x H (mm)	Code	Price (\$)
<b>33" COMPLEMENTARY STORAGE MODULES</b>				
<b>Lateral file module</b>	<i>2 pigeonholes. 2 file drawers with suspension bars. Lock.</i>			
	36 x 20 x 33	900 x 500 x 834	<b>C3-203633LF</b>	1,797
<b>Mixed module</b>	<i>2 pigeonholes. 2 box drawers. 2 file drawers with suspension bars. Lock. Pencil tray.</i>			
	36 x 20 x 33	900 x 500 x 834	<b>C3-203633CO</b>	2,138
<b>Open mixed module</b>	<i>2 pigeonholes. Open storage space. 2 box drawers. File drawer with suspension bar. Lock. Pencil tray.</i>			
	36 x 20 x 33	900 x 500 x 834	<b>C3-203633CC</b>	1,951
<b>Bookcase modules with doors</b>	<i>Adjustable shelve. Specify T at the end of the code for translucent doors.</i>			
	36 x 20 x 33	900 x 500 x 834	<b>C3-203633B</b>	1,312
	36 x 20 x 33	900 x 500 x 834	<b>C3-203633BT</b>	1,991
<b>Bookcase module</b>	<i>2 pigeonholes. Adjustable shelve. A surface-return can be attached. 1 tone only.</i>			
	36 x 20 x 33	900 x 500 x 834	<b>C3-BS203633</b>	1,131
<b>Lateral file module</b>	<i>Pigeonhole. 2 file drawers with suspension bars. Lock.</i>			
	18 x 20 x 33	450 x 500 x 834	<b>C3-201833FF</b>	1,411
<b>Mixed module</b>	<i>Pigeonhole. 2 box drawers. 1 file drawer with suspension bar. Lock. Pencil tray.</i>			
	18 x 20 x 33	450 x 500 x 834	<b>C3-201833UF</b>	1,536
<b>Bookcase modules with door</b>	<i>Reversible door. Adjustable shelve. Specify T at the end of the code for translucent door.</i>			
	18 x 20 x 33	450 x 500 x 834	<b>C3-201833B</b>	1,084
	18 x 20 x 33	450 x 500 x 834	<b>C3-201833BT</b>	1,379

## SUGGESTIONS

### C3-PLAN01



Plan shown in Concept 3 Flyer.

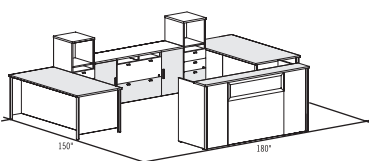
<b>C3-PLAN01</b>	<b>\$8,865</b>
1 C3-203649BT	
2 C3-203633LF	
1 C3-BS203633	
1 C3-RD3672	
1 LGC-TK8421M	

Cabinet with translucent doors (T).

Other option:

Cabinet with laminate doors.	<b>\$7,967</b>
------------------------------	----------------

### C3-PLAN02




Plan shown in Concept 3 Flyer.

<b>C3-PLAN02</b>	<b>\$11,576</b>
2 C3-TD3672	
2 C3-201849UF	
1 C3-207233LFB	
1 C3-GS3084ST	






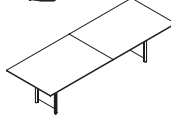
Cabinet with laminate doors.

Other option:

Cabinet with translucent doors (T).	<b>\$12,297</b>
-------------------------------------	-----------------

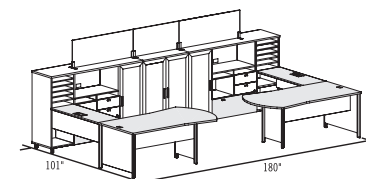
	W x D x H (in)	W x D x H (mm)	Code	Price (\$)
<b>Bookcase module</b>	<i>Pigeonhole. Adjustable shelve. A bridge-return can be attached. 1 tone only.</i>			
	18 x 20 x 33	450 x 500 x 834	<b>C3-BS201833</b>	930

### COMPLEMENTARY FURNITURE

<b>Mobile pedestals</b>	<i>2 box drawers. 1 file drawer with suspension bar. Brakes on front casters. Lock. Pencil tray. Fits under a work surface. 1 tone only.</i>			
	15 x 23 x 27 <sup>1</sup> / <sub>8</sub>	390 x 575 x 689	<b>C3-MP1523UF</b>	1,256
	15 x 18 x 27 <sup>1</sup> / <sub>8</sub>	390 x 450 x 689	<b>C3-MP1518UF</b>	1,178
<b>Mobile pedestal</b>	<i>2 file drawers with suspension bars. Brakes on front casters. Lock. Fits under a work surface. 1 tone only.</i>			
	15 x 23 x 27 <sup>1</sup> / <sub>8</sub>	390 x 575 x 689	<b>C3-MP1523FF</b>	1,060
<b>Mobile pedestals</b>	<i>1 box drawer, 1 file drawer with suspension bar. Brakes on front casters. Lock. Pencil tray. Fits under a work surface. 1 tone only.</i>			
	15 x 23 x 20 <sup>3</sup> / <sub>4</sub>	390 x 575 x 527	<b>C3-MP1523F</b>	1,038
	15 x 18 x 20 <sup>3</sup> / <sub>4</sub>	390 x 450 x 527	<b>C3-MP1518F</b>	1,001
<b>Hanging combination pedestal</b>	<i>1 box drawer and 1 file drawer with suspension bar. Pencil tray. Lock. Must be installed under a work surface. 1 tone only.</i>			
	15 x 18 x 19 <sup>1</sup> / <sub>4</sub>	388 x 448 x 489	<b>C3-F</b>	867
<b>Conference table</b>	<i>Cross base with anodized aluminum legs.</i>			
	42 x 42 x 29	1050 x 1050 x 735	<b>C3-R42CR</b>	1,116
<b>Conference tables</b>	<i>1" thick top. Laminate base with anodized aluminium legs.</i>			
	120 x 42 x 29	3000 x 1050 x 735	<b>C3-REC42120</b>	1,819
	96 x 42 x 29	2400 x 1050 x 735	<b>C3-REC4296</b>	1,364
	72 x 42 x 29	1800 x 1050 x 735	<b>C3-REC4272</b>	1,215
	120 x 48 x 29	3000 x 1200 x 735	<b>C3-REC48120</b>	1,978
	96 x 48 x 29	2400 x 1200 x 735	<b>C3-REC4896</b>	1,517

42" x 120" and 48" x 120": packaged in 2 boxes.

### C3-PLAN04



Plan shown in Concept 3 Flyer.

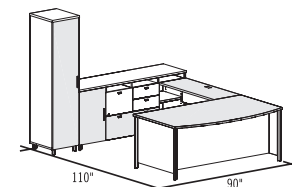
<b>C3-PLAN04</b>	<b>\$15,521</b>
2 C3-YTM3672	
2 C3-BR1848	
2 C3-207249CCST	
1 C3-203649BT	
3 C3NN-SCT3618	

Cabinets with translucent doors (T).

Other option:

Cabinets with laminate doors	<b>\$13,677</b>
------------------------------	-----------------

### C3-PLAN05



Plan shown in Concept 3 Flyer.

<b>QSC3-PLAN05</b>	<b>\$6,585</b>
1 QSC3-201873B	
1 QSC3-207233COS	
1 QSC3-BR1848	
1 QSC3-TD4272A	

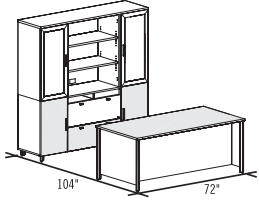
Cabinets with laminate doors.

Other option:

Cabinets with translucent doors (T).	<b>\$7,510</b>
--------------------------------------	----------------

# SUGGESTIONS

## C3-PLAN06



Plan shown in Concept 3 Flyer:

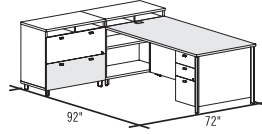
<b>QSC3-PLAN06</b>	<b>\$7,967</b>
1 QSC3-TD3672	
1 QSC3-207273LFBT	
1 QSC3-UF24	

Upper cabinet with translucent doors (T).

Other option:

Upper cabinet with laminate doors.	<b>\$7,098</b>
------------------------------------	----------------

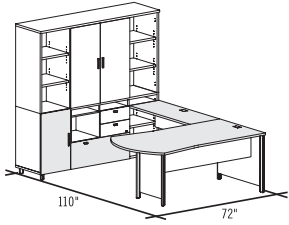
## C3-PLAN10



Not shown in Concept 3 Flyer:

<b>QSC3-PLAN10</b>	<b>\$5,074</b>
1 QSC3-RD3672	
1 QSC3-BS203633	
1 QSC3-203633LF	
1 QSC3-UF24	

## C3-PLAN07



Not shown in Concept 3 Flyer:

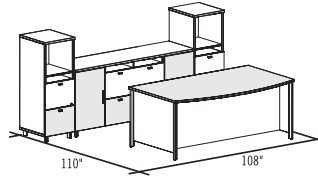
<b>QSC3-PLAN07</b>	<b>\$6,631</b>
1 QSC3-YTM3672	
1 QSC3-BR1848	
1 QSC3-207273CCS	

Upper cabinet with laminate doors.

Other option:

Upper cabinet with translucent doors (T).	<b>\$7,492</b>
---	----------------

## C3-PLAN12



Not shown in Concept 3 Flyer:

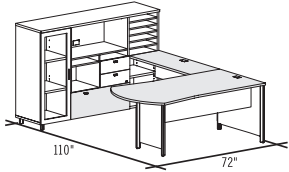
<b>C3-PLAN12</b>	<b>\$9,492</b>
1 C3-TD4272A	
1 C3-207233LFB	
2 C3-201849FF	
2 C3-UF24	

Cabinet with laminate doors.

Other option:

Cabinet with translucent doors (T).	<b>\$10,214</b>
-------------------------------------	-----------------

## C3-PLAN08



Not shown in Concept 3 Flyer:

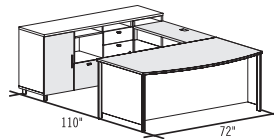
<b>QSC3-PLAN08</b>	<b>\$5,557</b>
1 QSC3-YTM3672	
1 QSC3-BR1848	
1 QSC3-207249CCST	

Cabinet with translucent door (T).

Other option:

Cabinet with laminate door.	<b>\$5,083</b>
-----------------------------	----------------

## C3-PLAN13



Not shown in Concept 3 Flyer:

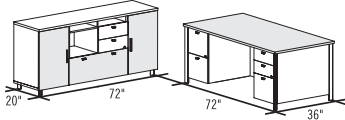
<b>C3-PLAN13</b>	<b>\$5,594</b>
1 C3-TD4272A	
1 C3-BR1848	
1 C3-207233CCS	
1 C3-UF24	

Cabinet with laminate doors.

Other option:

Cabinet with translucent doors (T).	<b>\$5,953</b>
-------------------------------------	----------------

## C3-PLAN09



Not shown in Concept 3 Flyer:

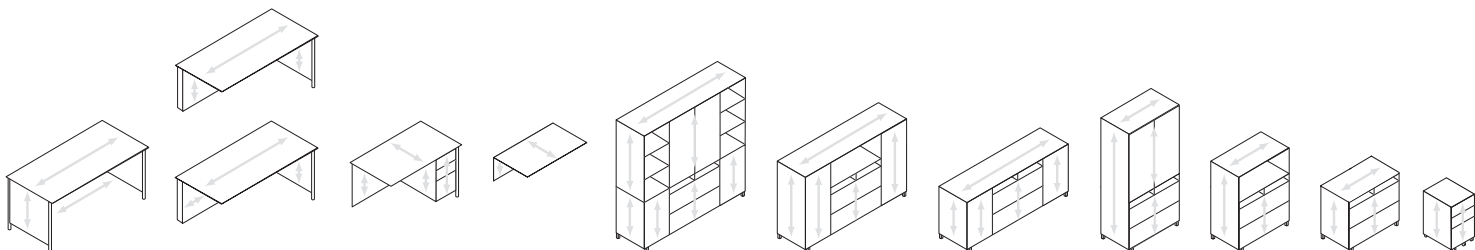
<b>QSC3-PLAN09</b>	<b>\$6,251</b>
1 QSC3-TD3672	
1 QSC3-207233CCB	
1 QSC3-UF24	
1 QSC3-FF24	

Cabinet with laminate doors.

Other option:

Cabinet with translucent doors (T)	<b>\$6,921</b>
------------------------------------	----------------

### TYPICAL WOOD GRAIN DIRECTION FOR CONCEPT 3:



2-TONE LAMINATE APPLICATION: SHADED AREA CORRESPONDS TO THE FIRST CODE TO BE SPECIFIED. SECOND LAMINATE CODE WILL BE APPLIED TO THE REST OF THE PRODUCT.

 = ASSEMBLY REQUIRED


 = QUICKSHIP PROGRAM

# CONCEPT 70

## EDGEBANDING

Furniture with 1½" (38 mm) thick tops.

### N Edge



Smooth, 1/16" (1,5 mm) thick edge.

The N edge is **matched with the finish specified for the surface.**

### Textured 1 Edge



Textured, 1/8" (3 mm) thick edge.

The textured 1 and 2 edges are **available (and in matching color) ONLY when a ATH, BUC, CCL, CER, DCH, ERH, HRG, HZN, RAS, SAH or TOM wood grain finish is specified for the surface.**

### Textured 2 Edge



## HANDLES


A choice of two metal handles offered in three colors.



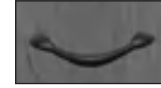
DA Anthracite Grey



DB Brass



DN Nickel



KA Anthracite Grey



KB Brass



KN Nickel

## CODIFICATION

Series	Options		
	Edgbanding	Handles	Accent color
7	N Smooth edge 1 Textured 1 edge 2 Textured 2 edge	D Straight K Classic	A Anthracite Grey B Brass N Nickel

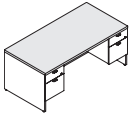
## LACASSE QUICKSHIP PROGRAM\*

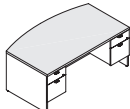
Products and suggested layouts identified by this pictogram are part of the Lacasse quick delivery program.

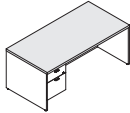
Please refer to page 3 for complete program details.

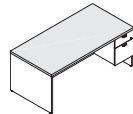
\* Due to current market conditions, always refer to our Lead-Time Guide for a confirmation of our current Lacasse QuickShip lead-times.

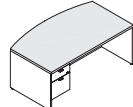


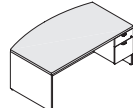
	W x D x H (in)	W x D x H (mm)	Code	Price (\$)
<b>Double pedestal desks</b> 	<i>2 pedestals with locks, 2 box drawers and 2 file drawers with suspension bars. Pencil tray. Recessed, full-height modesty panel.</i>			
	84 x 36 x 29½	2100 x 900 x 748	7___-F3684F	2,472
	72 x 36 x 29½	1800 x 900 x 748	7___-F3672F	2,317
	72 x 30 x 29½	1800 x 750 x 748	7___-F3072F	2,239
	66 x 30 x 29½	1650 x 750 x 748	7___-F3066F	2,170
60 x 30 x 29½	1500 x 750 x 748	7___-F3060F	2,100	
<b>Specify the edge (N, 1, 2). Specify the handle code (D, K). Specify the accent color (A, B, N).</b>				

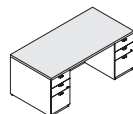
	W x D x H (in)	W x D x H (mm)	Code	Price (\$)
<b>Double pedestal bow front desks</b> 	<i>2 pedestals with locks, 2 box drawers and 2 file drawers with suspension bars. Pencil tray. Recessed, full-height modesty panel.</i>			
	84 x 42 x 29½	2100 x 1050 x 748	7___-F4284FA	2,876
72 x 42 x 29½	1800 x 1050 x 748	7___-F4272FA	2,634	
<b>Specify the edge (N, 1, 2). Specify the handle code (D, K). Specify the accent color (A, B, N).</b>				

	W x D x H (in)	W x D x H (mm)	Code	Price (\$)
<b>Left single pedestal front desks</b> 	<i>1 pedestal on left with lock, 1 box drawer and 1 file drawer with suspension bar. Pencil tray. Recessed, full-height modesty panel.</i>			
	84 x 36 x 29½	2100 x 900 x 748	7___-F3684S	2,001
	72 x 36 x 29½	1800 x 900 x 748	7___-F3672S	1,837
	72 x 30 x 29½	1800 x 750 x 748	7___-F3072S	1,767
	66 x 30 x 29½	1650 x 750 x 748	7___-F3066S	1,692
60 x 30 x 29½	1500 x 750 x 748	7___-F3060S	1,619	
48 x 30 x 29½	1200 x 750 x 748	7___-F3048S	1,517	
<b>Specify the edge (N, 1, 2). Specify the handle code (D, K). Specify the accent color (A, B, N).</b>				

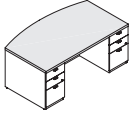
	W x D x H (in)	W x D x H (mm)	Code	Price (\$)
<b>Right single pedestal desks</b> 	<i>1 pedestal on right with lock, 1 box drawer and 1 file drawer with suspension bar. Pencil tray. Recessed, full-height modesty panel.</i>			
	84 x 36 x 29½	2100 x 900 x 748	7___-S3684F	2,001
	72 x 36 x 29½	1800 x 900 x 748	7___-S3672F	1,837
	72 x 30 x 29½	1800 x 750 x 748	7___-S3072F	1,767
	66 x 30 x 29½	1650 x 750 x 748	7___-S3066F	1,692
60 x 30 x 29½	1500 x 750 x 748	7___-S3060F	1,619	
48 x 30 x 29½	1200 x 750 x 748	7___-S3048F	1,517	
<b>Specify the edge (N, 1, 2). Specify the handle code (D, K). Specify the accent color (A, B, N).</b>				

	W x D x H (in)	W x D x H (mm)	Code	Price (\$)
<b>Left single pedestal bow front desks</b> 	<i>1 pedestal on left with lock, 1 box drawer and 1 file drawer with suspension bar. Pencil tray. Recessed, full-height modesty panel.</i>			
	84 x 42 x 29½	2100 x 1050 x 748	7___-F4284SA	2,472
72 x 42 x 29½	1800 x 1050 x 748	7___-F4272SA	2,317	
<b>Specify the edge (N, 1, 2). Specify the handle code (D, K). Specify the accent color (A, B, N).</b>				

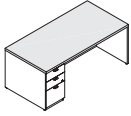
	W x D x H (in)	W x D x H (mm)	Code	Price (\$)
<b>Right single pedestal bow front desks</b> 	<i>1 pedestal on right with lock, 1 box drawer and 1 file drawer with suspension bar. Pencil tray. Recessed, full-height modesty panel.</i>			
	84 x 42 x 29½	2100 x 1050 x 748	7___-S4284FA	2,472
72 x 42 x 29½	1800 x 1050 x 748	7___-S4272FA	2,317	
<b>Specify the edge (N, 1, 2). Specify the handle code (D, K). Specify the accent color (A, B, N).</b>				

	W x D x H (in)	W x D x H (mm)	Code	Price (\$)
<b>Double pedestal desks – low profile</b> 	<i>2 pedestals with locks, 4 box drawers and 2 file drawers with suspension bars. Pencil tray. Recessed, full-height modesty panel.</i>			
	84 x 36 x 29½	2100 x 900 x 748	7___-UF3684UF	2,952
	72 x 36 x 29½	1800 x 900 x 748	7___-UF3672UF	2,797
	72 x 30 x 29½	1800 x 750 x 748	7___-UF3072UF	2,720
	66 x 30 x 29½	1650 x 750 x 748	7___-UF3066UF	2,649
60 x 30 x 29½	1500 x 750 x 748	7___-UF3060UF	2,580	
<b>Specify the edge (N, 1, 2). Specify the handle code (D, K). Specify the accent color (A, B, N).</b>				

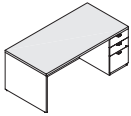
	W x D x H (in)	W x D x H (mm)	Code	Price (\$)
<b>Double pedestal bow front desks – low profile</b>	<i>2 pedestals with locks, 4 box drawers and 2 file drawers with suspension bars. Pencil tray. Recessed, full-height modesty panel.</i>			
	84 x 42 x 29½	2100 x 1050 x 748	7___-UF4284UFA	3,308
	72 x 42 x 29½	1800 x 1050 x 748	7___-UF4272UFA	3,155



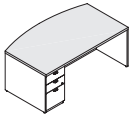
	W x D x H (in)	W x D x H (mm)	Code	Price (\$)
<b>Left single pedestal desks – low profile</b>	<i>1 pedestal on left with lock, 2 box drawers and 1 file drawer with suspension bar. Pencil tray. Recessed, full-height modesty panel.</i>			
	84 x 36 x 29½	2100 x 900 x 748	7___-UF3684S	2,233
	72 x 36 x 29½	1800 x 900 x 748	7___-UF3672S	2,078
	72 x 30 x 29½	1800 x 750 x 748	7___-UF3072S	2,007
	66 x 30 x 29½	1650 x 750 x 748	7___-UF3066S	1,931
	60 x 30 x 29½	1500 x 750 x 748	7___-UF3060S	1,860
	48 x 30 x 29½	1200 x 750 x 748	7___-UF3048S	1,759



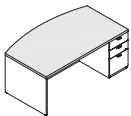
	W x D x H (in)	W x D x H (mm)	Code	Price (\$)
<b>Right single pedestal desks – low profile</b>	<i>1 pedestal on right with lock, 2 box drawers and 1 file drawer with suspension bar. Pencil tray. Recessed, full-height modesty panel.</i>			
	84 x 36 x 29½	2100 x 900 x 748	7___-S3684UF	2,233
	72 x 36 x 29½	1800 x 900 x 748	7___-S3672UF	2,078
	72 x 30 x 29½	1800 x 750 x 748	7___-S3072UF	2,007
	66 x 30 x 29½	1650 x 750 x 748	7___-S3066UF	1,931
	60 x 30 x 29½	1500 x 750 x 748	7___-S3060UF	1,860
	48 x 30 x 29½	1200 x 750 x 748	7___-S3048UF	1,759



	W x D x H (in)	W x D x H (mm)	Code	Price (\$)
<b>Left single pedestal bow front desks – low profile</b>	<i>1 pedestal on left with lock, 2 box drawers and 1 file drawer with suspension bar. Pencil tray. Recessed, full-height modesty panel.</i>			
	84 x 42 x 29½	2100 x 1050 x 748	7___-UF4284SA	2,711
	72 x 42 x 29½	1800 x 1050 x 748	7___-UF4272SA	2,560



	W x D x H (in)	W x D x H (mm)	Code	Price (\$)
<b>Right single pedestal bow front desks – low profile</b>	<i>1 pedestal on right with lock, 2 box drawers and 1 file drawer with suspension bar. Pencil tray. Recessed, full-height modesty panel.</i>			
	84 x 42 x 29½	2100 x 1050 x 748	7___-S4284UFA	2,711
	72 x 42 x 29½	1800 x 1050 x 748	7___-S4272UFA	2,560



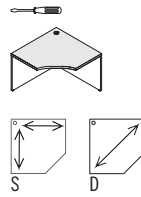
	W x D x H (in)	W x D x H (mm)	Code	Price (\$)
<b>Desk shells</b>	<i>Recessed, full-height modesty panel. Can accommodate 1 or 2 pedestals.</i>			
	72 x 36 x 29½	1800 x 900 x 748	7_NN-TDM3672	1,239
	72 x 30 x 29½	1800 x 750 x 748	7_NN-TDM3072	1,185
	66 x 30 x 29½	1650 x 750 x 748	7_NN-TDM3066	1,137
	60 x 30 x 29½	1500 x 750 x 748	7_NN-TDM3060	1,094



Specify the edge (N, 1, 2).

	W x D x H (in)	W x D x H (mm)	Code	Price (\$)
--	----------------	----------------	------	------------

**Corner modules**

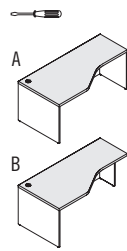


*Full-height modesty panel. 1 grommet. Must be attached to a work surface.*

	W x D x H (in)	W x D x H (mm)	Code	Price (\$)	
<b>Corner modules</b>	<i>Full-height modesty panel. 1 grommet. Must be attached to a work surface.</i>				
	Surface	48"/30"	42"/24"	36"/24"	36"/18"
	R1	25½"/637 mm	25½"/637 mm	16½"/424 mm	25½"/637 mm
		48 x 48 x 29½	1200 x 1200 x 748	7_NN-CM4830S	1,396
	42 x 42 x 29½	1050 x 1050 x 748	7_NN-CM4224S	1,266	
	36 x 36 x 29½	900 x 900 x 748	7_NN-CM3624S	1,084	
	36 x 36 x 29½	900 x 900 x 748	7_NN-CM3618S	1,084	

Specify the edge (N, 1, 2).  
Diagonal wood grain: change S to D, add 10% to the price.

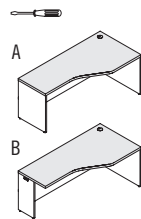
**Right extended corner modules – 24" D**



	W x D x H (in)	W x D x H (mm)	Code	Price (\$)	
<b>Right extended corner modules – 24" D</b>	<i>Full-height modesty panel. 1 grommet.</i>				
	Surface	72"/36"	R1	R2	
		66"/36"	21½"/(573 mm)	21½"/(573 mm)	15¼"/(387 mm)
	72 x 36 x 29½	1800 x 900 x 748	7_NN-CM367224_	1,536	
	66 x 36 x 29½	1650 x 900 x 748	7_NN-CM366624_	1,441	

Specify the edge (N, 1, 2). Specify panel legs (A, B).

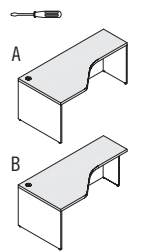
**Left extended corner modules – 24" D**



	W x D x H (in)	W x D x H (mm)	Code	Price (\$)	
<b>Left extended corner modules – 24" D</b>	<i>Full-height modesty panel. 1 grommet.</i>				
	Surface	72"/36"	R1	R2	
		66"/36"	21½"/(573 mm)	21½"/(573 mm)	15¼"/(387 mm)
	72 x 36 x 29½	1800 x 900 x 748	7_NN-CM723624_	1,536	
	66 x 36 x 29½	1650 x 900 x 748	7_NN-CM663624_	1,441	

Specify the edge (N, 1, 2). Specify panel legs (A, B).

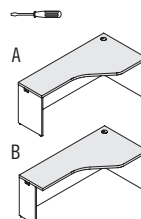
**Right extended corner modules – 20" D**



	W x D x H (in)	W x D x H (mm)	Code	Price (\$)	
<b>Right extended corner modules – 20" D</b>	<i>Full-height modesty panel. 1 grommet.</i>				
	Surface	72"/36"	R1	R2	
		66"/36"	23½"/(608 mm)	31½"/(799 mm)	18½"/(459 mm)
	72 x 36 x 29½	1800 x 900 x 748	7_NN-CM367220_	1,536	
	66 x 36 x 29½	1650 x 900 x 748	7_NN-CM366620_	1,441	

Specify the edge (N, 1, 2). Specify panel legs (A, B).

**Left extended corner modules – 20" D**



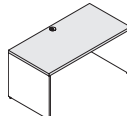
	W x D x H (in)	W x D x H (mm)	Code	Price (\$)	
<b>Left extended corner modules – 20" D</b>	<i>Full-height modesty panel. 1 grommet.</i>				
	Surface	72"/36"	R1	R2	
		66"/36"	23½"/(608 mm)	31½"/(799 mm)	18½"/(459 mm)
	72 x 36 x 29½	1800 x 900 x 748	7_NN-CM723620_	1,536	
	66 x 36 x 29½	1650 x 900 x 748	7_NN-CM663620_	1,441	

Specify the edge (N, 1, 2). Specify panel legs (A, B).



**Rectangular tables – 30" D**

*Full-height modesty panel. 1 grommet.*

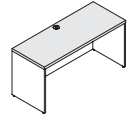






W x D x H (in)	W x D x H (mm)	Code	Price (\$)
72 x 30 x 29½	1800 x 750 x 748	7_NN-DT3072_	1,155
66 x 30 x 29½	1650 x 750 x 748	7_NN-DT3066_	1,116
60 x 30 x 29½	1500 x 750 x 748	7_NN-DT3060_	1,076
54 x 30 x 29½	1350 x 750 x 748	7_NN-DT3054_	1,030
48 x 30 x 29½	1200 x 750 x 748	7_NN-DT3048_	960
42 x 30 x 29½	1050 x 750 x 748	7_NN-DT3042_	906
36 x 30 x 29½	900 x 750 x 748	7_NN-DT3036_	867
30 x 30 x 29½	750 x 750 x 748	7_NN-DT3030_	829
24 x 30 x 29½	600 x 750 x 748	7_NN-DT3024_	791

Specify the edge (N, 1, 2). Specify panel legs (A, B, C).

**Rectangular tables – 24" D**

*Full-height modesty panel. 1 grommet.*




W x D x H (in)	W x D x H (mm)	Code	Price (\$)
72 x 24 x 29½	1800 x 600 x 748	7_NN-DT2472_ 	1,121
66 x 24 x 29½	1650 x 600 x 748	7_NN-DT2466_	1,076
60 x 24 x 29½	1500 x 600 x 748	7_NN-DT2460_ 	1,035
54 x 24 x 29½	1350 x 600 x 748	7_NN-DT2454_	988
48 x 24 x 29½	1200 x 600 x 748	7_NN-DT2448_ 	928
42 x 24 x 29½	1050 x 600 x 748	7_NN-DT2442_	876
36 x 24 x 29½	900 x 600 x 748	7_NN-DT2436_ 	834
30 x 24 x 29½	750 x 600 x 748	7_NN-DT2430_	776
24 x 24 x 29½	600 x 600 x 748	7_NN-DT2424_	747

Specify the edge (N, 1, 2). Specify panel legs (A, B, C).

**Rectangular tables – 20" D**

*Full-height modesty panel. 1 grommet.*

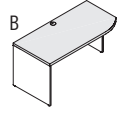
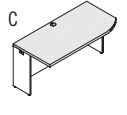


W x D x H (in)	W x D x H (mm)	Code	Price (\$)
72 x 20 x 29½	1800 x 500 x 748	7_NN-DT2072_	1,084
66 x 20 x 29½	1650 x 500 x 748	7_NN-DT2066_	1,038
60 x 20 x 29½	1500 x 500 x 748	7_NN-DT2060_	993
54 x 20 x 29½	1350 x 500 x 748	7_NN-DT2054_	946
48 x 20 x 29½	1200 x 500 x 748	7_NN-DT2048_	890
42 x 20 x 29½	1050 x 500 x 748	7_NN-DT2042_	843
36 x 20 x 29½	900 x 500 x 748	7_NN-DT2036_	799
30 x 20 x 29½	750 x 500 x 748	7_NN-DT2030_	749
24 x 20 x 29½	600 x 500 x 748	7_NN-DT2024_	703

Specify the edge (N, 1, 2). Specify panel legs (A, B, C).

**Asymmetrical tables – 30" D**

*To complete a standard corner module. Full-height modesty panel. 1 grommet.*

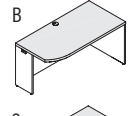
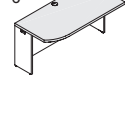



W x D x H (in)	W x D x H (mm)	Code	Price (\$)
54 x 30 x 29½	1350 x 750 x 748	7_NN-AT305424_	1,071
48 x 30 x 29½	1200 x 750 x 748	7_NN-AT304824_	993
42 x 30 x 29½	1050 x 750 x 748	7_NN-AT304224_	960
36 x 30 x 29½	900 x 750 x 748	7_NN-AT303624_	906
30 x 30 x 29½	750 x 750 x 748	7_NN-AT303024_	867

Specify the edge (N, 1, 2). Specify panel legs (B, C).

**Asymmetrical tables – 30" D**

*To complete a standard corner module. Full-height modesty panel. 1 grommet.*

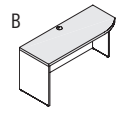
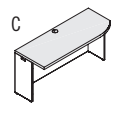



W x D x H (in)	W x D x H (mm)	Code	Price (\$)
54 x 30 x 29½	1350 x 750 x 748	7_NN-AT245430_	1,071
48 x 30 x 29½	1200 x 750 x 748	7_NN-AT244830_	993
42 x 30 x 29½	1050 x 750 x 748	7_NN-AT244230_	960
36 x 30 x 29½	900 x 750 x 748	7_NN-AT243630_	906
30 x 30 x 29½	750 x 750 x 748	7_NN-AT243030_	867

Specify the edge (N, 1, 2). Specify panel legs (B, C).

**Asymmetrical tables – 24" D**

*To complete a standard corner module. Full-height modesty panel. 1 grommet.*

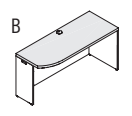
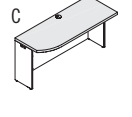



W x D x H (in)	W x D x H (mm)	Code	Price (\$)
54 x 24 x 29½	1350 x 600 x 748	7_NN-AT245418_	1,024
48 x 24 x 29½	1200 x 600 x 748	7_NN-AT244818_	960
42 x 24 x 29½	1050 x 600 x 748	7_NN-AT244218_	906
36 x 24 x 29½	900 x 600 x 748	7_NN-AT243618_	867
30 x 24 x 29½	750 x 600 x 748	7_NN-AT243018_	829

Specify the edge (N, 1, 2). Specify panel legs (B, C).

**Asymmetrical tables – 24" D**

*To complete a standard corner module. Full-height modesty panel. 1 grommet.*





W x D x H (in)	W x D x H (mm)	Code	Price (\$)
54 x 24 x 29½	1350 x 600 x 748	7_NN-AT185424_	1,024
48 x 24 x 29½	1200 x 600 x 748	7_NN-AT184824_	960
42 x 24 x 29½	1050 x 600 x 748	7_NN-AT184224_	906
36 x 24 x 29½	900 x 600 x 748	7_NN-AT183624_	867
30 x 24 x 29½	750 x 600 x 748	7_NN-AT183024_	829

Specify the edge (N, 1, 2). Specify panel legs (B, C).

**D-shaped surfaces**

*Steel leg: A Anthracite Grey. Must be attached to a work surface.*

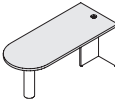


W x D x H (in)	W x D x H (mm)	Code	Price (\$)
72 x 36 x 29½	1800 x 900 x 748	7_NA-BU3672	1,147
72 x 30 x 29½	1800 x 750 x 748	7_NA-BU3072	1,060
66 x 30 x 29½	1650 x 750 x 748	7_NA-BU3066	1,007
60 x 30 x 29½	1500 x 750 x 748	7_NA-BU3060	960
66 x 24 x 29½	1650 x 600 x 748	7_NA-BU2466	914
60 x 24 x 29½	1500 x 600 x 748	7_NA-BU2460	851
48 x 24 x 29½	1200 x 600 x 748	7_NA-BU2448	807

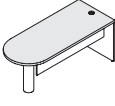
Packaged in 2 boxes.

Steel leg options, change A to:  
B Brass, add \$311;  
N Nickel, add \$311.


Specify the edge (N, 1, 2).

	W x D x H (in)	W x D x H (mm)	Code	Price (\$)
<b>D-shaped work tables</b>	<i>Steel leg: A Anthracite Grey. 1 grommet. Must be attached to a work surface.</i>			
	72 x 36 x 29½	1800 x 900 x 748	7_NA-BT3672	1,318
	72 x 30 x 29½	1800 x 750 x 748	7_NA-BT3072	1,266
	66 x 30 x 29½	1650 x 750 x 748	7_NA-BT3066	1,215
	60 x 30 x 29½	1500 x 750 x 748	7_NA-BT3060	1,155
Packaged in 2 boxes.	66 x 24 x 29½	1650 x 600 x 748	7_NA-BT2466	1,124
Steel leg options, change A to: B Brass, add \$311; N Nickel, add \$311.	60 x 24 x 29½	1500 x 600 x 748	7_NA-BT2460	1,076
	48 x 24 x 29½	1200 x 600 x 748	7_NA-BT2448	1,030

Specify the edge (N, 1, 2).

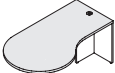
	W x D x H (in)	W x D x H (mm)	Code	Price (\$)
<b>D-shaped work tables</b>	<i>Reversible modesty panel. Steel leg: A Anthracite Grey. 1 grommet. Must be attached to a work surface.</i>			
	72 x 36 x 29½	1800 x 900 x 748	7_NA-BTM3672	1,441
	72 x 30 x 29½	1800 x 750 x 748	7_NA-BTM3072	1,379
	66 x 30 x 29½	1650 x 750 x 748	7_NA-BTM3066	1,326
	60 x 30 x 29½	1500 x 750 x 748	7_NA-BTM3060	1,284
Packaged in 2 boxes.				
Steel leg options, change A to: B Brass, add \$311; N Nickel, add \$311.				

Specify the edge (N, 1, 2).

	W x D x H (in)	W x D x H (mm)	Code	Price (\$)
<b>Left P-shaped work tables</b>	<i>Steel leg: A Anthracite Grey. 1 grommet. Must be attached to a work surface.</i>			
	72 x 42 x 29½	1800 x 1050 x 748	7_NA-PT3072	1,448
	66 x 42 x 29½	1650 x 1050 x 748	7_NA-PT3066	1,418
	60 x 42 x 29½	1500 x 1050 x 748	7_NA-PT3060	1,389

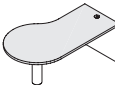
Specify the edge (N, 1, 2).

Packaged in 2 boxes.  
Steel leg options, change A to:  
B Brass, add \$311;  
N Nickel, add \$311.

	W x D x H (in)	W x D x H (mm)	Code	Price (\$)
<b>Right P-shaped work tables</b>	<i>Steel leg: A Anthracite Grey. 1 grommet. Must be attached to a work surface.</i>			
	72 x 42 x 29½	1800 x 1050 x 748	7_NA-3072PT	1,448
	66 x 42 x 29½	1650 x 1050 x 748	7_NA-3066PT	1,418
	60 x 42 x 29½	1500 x 1050 x 748	7_NA-3060PT	1,389

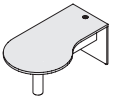
Specify the edge (N, 1, 2).

Packaged in 2 boxes.  
Steel leg options, change A to:  
B Brass, add \$311;  
N Nickel, add \$311.

	W x D x H (in)	W x D x H (mm)	Code	Price (\$)
<b>Left P-shaped work tables</b>	<i>Modesty panel. Steel leg: A Anthracite Grey. 1 grommet. Must be attached to a work surface.</i>			
	72 x 42 x 29½	1800 x 1050 x 748	7_NA-PTM3072	1,543
	66 x 42 x 29½	1650 x 1050 x 748	7_NA-PTM3066	1,512
	60 x 42 x 29½	1500 x 1050 x 748	7_NA-PTM3060	1,471

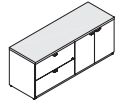
Specify the edge (N, 1, 2).

Packaged in 2 boxes.  
Steel leg options, change A to:  
B Brass, add \$311;  
N Nickel, add \$311.

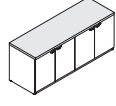
	W x D x H (in)	W x D x H (mm)	Code	Price (\$)
<b>Right P-shaped work tables</b>	<i>Modesty panel. Steel leg: A Anthracite Grey. 1 grommet. Must be attached to a work surface.</i>			
	72 x 42 x 29½	1800 x 1050 x 748	7_NA-3072PTM	1,543
	66 x 42 x 29½	1650 x 1050 x 748	7_NA-3066PTM	1,512
	60 x 42 x 29½	1500 x 1050 x 748	7_NA-3060PTM	1,471

Specify the edge (N, 1, 2).

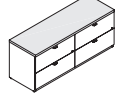
Packaged in 2 boxes.  
Steel leg options, change A to:  
B Brass, add \$311;  
N Nickel, add \$311.

	W x D x H (in)	W x D x H (mm)	Code	Price (\$)
<b>Lateral file / bookcase credenzas</b>	<i>2 file drawers with suspension bars. Bookcase unit with doors and adjustable shelf. Locks.</i>			
	72 x 24 x 29½	1800 x 600 x 748	7___-LF2472B	2,478
	72 x 20 x 29½	1800 x 500 x 748	7___-LF2072B	2,309

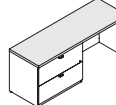
Specify the edge (N, 1, 2). Specify the handle code (D, K). Specify the accent color (A, B, N).

	W x D x H (in)	W x D x H (mm)	Code	Price (\$)
<b>Bookcase credenzas</b>	<i>Storage unit with doors and adjustable shelves. Locks.</i>			
	72 x 24 x 29½	1800 x 600 x 748	7___-B2472B	2,254
	72 x 20 x 29½	1800 x 500 x 748	7___-B2072B	2,091

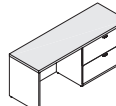
Specify the edge (N, 1, 2). Specify the handle code (D, K). Specify the accent color (A, B, N).

	W x D x H (in)	W x D x H (mm)	Code	Price (\$)
<b>Lateral file credenzas</b>	<i>4 file drawers with suspension bars. Locks. Optional counterweights to meet BIFMA standards, refer to page 119.</i>			
	72 x 24 x 29½	1800 x 600 x 748	7___-LF2472LF	2,720
	72 x 20 x 29½	1800 x 500 x 748	7___-LF2072LF	2,565

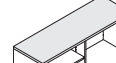
Specify the edge (N, 1, 2). Specify the handle code (D, K). Specify the accent color (A, B, N).

	W x D x H (in)	W x D x H (mm)	Code	Price (\$)
<b>Left lateral file credenzas</b>	<i>2 file drawers on left with suspension bars. Lock. Grommet on back.</i>			
	72 x 24 x 29½	1800 x 600 x 748	7___-LF2472S	2,145
	66 x 24 x 29½	1650 x 600 x 748	7___-LF2466S	2,067
	60 x 24 x 29½	1500 x 600 x 748	7___-LF2460S	1,978
	72 x 20 x 29½	1800 x 500 x 748	7___-LF2072S	1,978
	66 x 20 x 29½	1650 x 500 x 748	7___-LF2066S	1,907
	60 x 20 x 29½	1500 x 500 x 748	7___-LF2060S	1,852

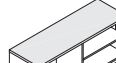
Specify the edge (N, 1, 2). Specify the handle code (D, K). Specify the accent color (A, B, N).

	W x D x H (in)	W x D x H (mm)	Code	Price (\$)
<b>Right lateral file credenzas</b>	<i>2 file drawers on right with suspension bars. Lock. Grommet on back.</i>			
	72 x 24 x 29½	1800 x 600 x 748	7___-S2472LF	2,145
	66 x 24 x 29½	1650 x 600 x 748	7___-S2466LF	2,067
	60 x 24 x 29½	1500 x 600 x 748	7___-S2460LF	1,978
	72 x 20 x 29½	1800 x 500 x 748	7___-S2072LF	1,978
	66 x 20 x 29½	1650 x 500 x 748	7___-S2066LF	1,907
	60 x 20 x 29½	1500 x 500 x 748	7___-S2060LF	1,852


Specify the edge (N, 1, 2). Specify the handle code (D, K). Specify the accent color (A, B, N).

	W x D x H (in)	W x D x H (mm)	Code	Price (\$)
<b>Left open bookcase credenzas</b>	<i>1 adjustable shelf. Full-height modesty panel. Grommet on back.</i>			
	72 x 24 x 29½	1800 x 600 x 748	7_NN-BE2472S	1,698
	72 x 20 x 29½	1800 x 500 x 748	7_NN-BE2072S	1,605

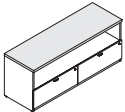
Specify the edge (N, 1, 2).

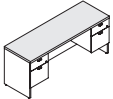
	W x D x H (in)	W x D x H (mm)	Code	Price (\$)
<b>Right open bookcase credenzas</b>	<i>1 adjustable shelf. Full-height modesty panel. Grommet on back.</i>			
	72 x 24 x 29½	1800 x 600 x 748	7_NN-S2472BE	1,698
	72 x 20 x 29½	1800 x 500 x 748	7_NN-S2072BE	1,605

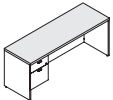
Specify the edge (N, 1, 2).

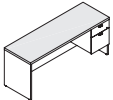
	W x D x H (in)	W x D x H (mm)	Code	Price (\$)
<b>Open bookcase credenzas</b>	<i>1 adjustable shelf on each side.</i>			
	72 x 24 x 29½	1800 x 600 x 748	7_NN-BE2472BE	1,844
	72 x 20 x 29½	1800 x 500 x 748	7_NN-BE2072BE	1,759

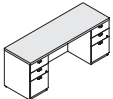
Specify the edge (N, 1, 2).

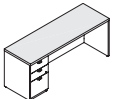
	W x D x H (in)	W x D x H (mm)	Code	Price (\$)
<b>Lateral file credenzas</b> 	<i>Open space on top and 2 lateral file drawers on bottom with suspension bars. Locks. Grommet on back. Optional counterweights to meet BIFMA standards, refer to page 119.</i>			
	72 x 24 x 29½	1800 x 600 x 748	7___-SLF2472	2,132
	72 x 20 x 29½	1800 x 500 x 748	7___-SLF2072	2,053
<b>Specify the edge (N, 1, 2). Specify the handle code (D, K). Specify the accent color (A, B, N).</b>				

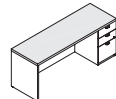
	W x D x H (in)	W x D x H (mm)	Code	Price (\$)
<b>Double pedestal credenzas</b> 	<i>2 pedestals with locks, 2 box drawers and 2 file drawers with suspension bars. Pencil tray. Grommet on back.</i>			
	72 x 24 x 29½	1800 x 600 x 748	7___-F2472KF	2,025
	66 x 24 x 29½	1650 x 600 x 748	7___-F2466KF	2,007
	60 x 24 x 29½	1500 x 600 x 748	7___-F2460KF	1,978
	72 x 20 x 29½	1800 x 500 x 748	7___-F2072KF	1,875
	66 x 20 x 29½	1650 x 500 x 748	7___-F2066KF	1,844
60 x 20 x 29½	1500 x 500 x 748	7___-F2060KF	1,810	
<b>Specify the edge (N, 1, 2). Specify the handle code (D, K). Specify the accent color (A, B, N).</b>				


	W x D x H (in)	W x D x H (mm)	Code	Price (\$)
<b>Left single pedestal credenzas</b> 	<i>1 pedestal on left with lock, 1 box drawer and 1 file drawer with suspension bar. Pencil tray. Grommet on back.</i>			
	72 x 24 x 29½	1800 x 600 x 748	7___-F2472S	1,612
	66 x 24 x 29½	1650 x 600 x 748	7___-F2466S	1,577
	60 x 24 x 29½	1500 x 600 x 748	7___-F2460S	1,550
	72 x 20 x 29½	1800 x 500 x 748	7___-F2072S	1,577
	66 x 20 x 29½	1650 x 500 x 748	7___-F2066S	1,550
60 x 20 x 29½	1500 x 500 x 748	7___-F2060S	1,517	
<b>Specify the edge (N, 1, 2). Specify the handle code (D, K). Specify the accent color (A, B, N).</b>				


	W x D x H (in)	W x D x H (mm)	Code	Price (\$)
<b>Right single pedestal credenzas</b> 	<i>1 pedestal on right with lock, 1 box drawer and 1 file drawer with suspension bar. Pencil tray. Grommet on back.</i>			
	72 x 24 x 29½	1800 x 600 x 748	7___-S2472F	1,612
	66 x 24 x 29½	1650 x 600 x 748	7___-S2466F	1,577
	60 x 24 x 29½	1500 x 600 x 748	7___-S2460F	1,550
	72 x 20 x 29½	1800 x 500 x 748	7___-S2072F	1,577
	66 x 20 x 29½	1650 x 500 x 748	7___-S2066F	1,550
60 x 20 x 29½	1500 x 500 x 748	7___-S2060F	1,517	
<b>Specify the edge (N, 1, 2). Specify the handle code (D, K). Specify the accent color (A, B, N).</b>				


	W x D x H (in)	W x D x H (mm)	Code	Price (\$)
<b>Double pedestal credenzas – low profile</b> 	<i>2 pedestals with locks, 4 box drawers and 2 file drawers with suspension bars. Pencil tray. Grommet on back.</i>			
	72 x 24 x 29½	1800 x 600 x 748	7___-UF2472UF	2,519
	66 x 24 x 29½	1650 x 600 x 748	7___-UF2466UF	2,504
	60 x 24 x 29½	1500 x 600 x 748	7___-UF2460UF	2,472
	72 x 20 x 29½	1800 x 500 x 748	7___-UF2072UF	2,371
	66 x 20 x 29½	1650 x 500 x 748	7___-UF2066UF	2,339
60 x 20 x 29½	1500 x 500 x 748	7___-UF2060UF	2,309	
<b>Specify the edge (N, 1, 2). Specify the handle code (D, K). Specify the accent color (A, B, N).</b>				


	W x D x H (in)	W x D x H (mm)	Code	Price (\$)
<b>Left single pedestal credenzas – low profile</b> 	<i>1 pedestal on left with lock, 2 box drawers and 1 file drawer with suspension bar. Pencil tray. Grommet on back.</i>			
	72 x 24 x 29½	1800 x 600 x 748	7___-UF2472S	1,860
	66 x 24 x 29½	1650 x 600 x 748	7___-UF2466S	1,831
	60 x 24 x 29½	1500 x 600 x 748	7___-UF2460S	1,797
	72 x 20 x 29½	1800 x 500 x 748	7___-UF2072S	1,831
	66 x 20 x 29½	1650 x 500 x 748	7___-UF2066S	1,797
60 x 20 x 29½	1500 x 500 x 748	7___-UF2060S	1,759	
<b>Specify the edge (N, 1, 2). Specify the handle code (D, K). Specify the accent color (A, B, N).</b>				


	W x D x H (in)	W x D x H (mm)	Code	Price (\$)
<b>Right single pedestal credenzas – low profile</b> 	<i>1 pedestal on right with lock, 2 box drawers and 1 file drawer with suspension bar. Pencil tray. Grommet on back.</i>			
	72 x 24 x 29½	1800 x 600 x 748	7___-S2472UF	1,860
	66 x 24 x 29½	1650 x 600 x 748	7___-S2466UF	1,831
	60 x 24 x 29½	1500 x 600 x 748	7___-S2460UF	1,797
	72 x 20 x 29½	1800 x 500 x 748	7___-S2072UF	1,831
	66 x 20 x 29½	1650 x 500 x 748	7___-S2066UF	1,797
60 x 20 x 29½	1500 x 500 x 748	7___-S2060UF	1,759	
<b>Specify the edge (N, 1, 2). Specify the handle code (D, K). Specify the accent color (A, B, N).</b>				


	W x D x H (in)	W x D x H (mm)	Code	Price (\$)
<b>Return shells</b> 	<i>Reversible. Grommet. Can accommodate 1 pedestal.</i>			
	48 x 24 x 29½	1200 x 600 x 748	7_NN-R2448S	723
	42 x 24 x 29½	1050 x 600 x 748	7_NN-R2442S	674
	48 x 20 x 29½	1200 x 500 x 748	7_NN-R2448S	651
	42 x 20 x 29½	1050 x 500 x 748	7_NN-R2042S	605
<b>Specify the edge (N, 1, 2).</b>				

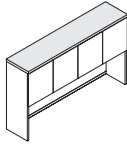
	W x D x H (in)	W x D x H (mm)	Code	Price (\$)
<b>Left executive returns</b> 	<i>1 pedestal on left with lock, 1 box drawer and 1 file drawer with suspension bar. Pencil tray. Grommet.</i>			
	48 x 24 x 29½	1200 x 600 x 748	7___-F2448R	1,293
	42 x 24 x 29½	1050 x 600 x 748	7___-F2442R	1,233
	48 x 20 x 29½	1200 x 500 x 748	7___-F2048R	1,239
	42 x 20 x 29½	1050 x 500 x 748	7___-F2042R	1,208
<b>Specify the edge (N, 1, 2). Specify the handle code (D, K). Specify the accent color (A, B, N).</b>				

	W x D x H (in)	W x D x H (mm)	Code	Price (\$)
<b>Right executive returns</b> 	<i>1 pedestal on right with lock, 1 box drawer and 1 file drawer with suspension bar. Pencil tray. Grommet.</i>			
	48 x 24 x 29½	1200 x 600 x 748	7___-R2448F	1,293
	42 x 24 x 29½	1050 x 600 x 748	7___-R2442F	1,233
	48 x 20 x 29½	1200 x 500 x 748	7___-R2048F	1,239
42 x 20 x 29½	1050 x 500 x 748	7___-R2042F	1,208	
<b>Specify the edge (N, 1, 2). Specify the handle code (D, K). Specify the accent color (A, B, N).</b>				

	W x D x H (in)	W x D x H (mm)	Code	Price (\$)
<b>Left executive returns – low profile</b> 	<i>1 pedestal on left with lock, 2 box drawers and 1 file drawer with suspension bar. Pencil tray. Grommet.</i>			
	48 x 24 x 29½	1200 x 600 x 748	7___-UF2448R	1,543
	42 x 24 x 29½	1050 x 600 x 748	7___-UF2442R	1,471
	48 x 20 x 29½	1200 x 500 x 748	7___-UF2048R	1,487
42 x 20 x 29½	1050 x 500 x 748	7___-UF2042R	1,441	
<b>Specify the edge (N, 1, 2). Specify the handle code (D, K). Specify the accent color (A, B, N).</b>				

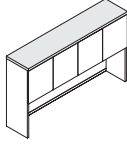
	W x D x H (in)	W x D x H (mm)	Code	Price (\$)
<b>Right executive returns – low profile</b> 	<i>1 pedestal on right with lock, 2 box drawers and 1 file drawer with suspension bar. Pencil tray. Grommet.</i>			
	48 x 24 x 29½	1200 x 600 x 748	7___-R2448UF	1,543
	42 x 24 x 29½	1050 x 600 x 748	7___-R2442UF	1,471
	48 x 20 x 29½	1200 x 500 x 748	7___-R2048UF	1,487
42 x 20 x 29½	1050 x 500 x 748	7___-R2042UF	1,441	
<b>Specify the edge (N, 1, 2). Specify the handle code (D, K). Specify the accent color (A, B, N).</b>				

	W x D x H (in)	W x D x H (mm)	Code	Price (\$)
<b>Bridge-returns</b> 	<i>Full-height modesty panel. 1 grommet.</i>			
	48 x 24 x 29½	1200 x 600 x 748	7_NN-BR2448	596
	42 x 24 x 29½	1050 x 600 x 748	7_NN-BR2442	558
	36 x 24 x 29½	900 x 600 x 748	7_NN-BR2436	528
	48 x 20 x 29½	1200 x 500 x 748	7_NN-BR2048	541
42 x 20 x 29½	1050 x 500 x 748	7_NN-BR2042	505	
36 x 20 x 29½	900 x 500 x 748	7_NN-BR2036	471	
<b>Specify the edge (N, 1, 2).</b>				

	W x D x H (in)	W x D x H (mm)	Code	Price (\$)
<b>Hutches with doors – 44" H</b>	<i>Clearance: 21¼". Grommet. Full-width wire access. Can accommodate a tackboard, refer to page 117.</i>			
	84 x 16 x 44	2100 x 400 x 1099	7_NN-E844416P	2,025
	78 x 16 x 44	1950 x 400 x 1099	7_NN-E784416P	1,951
	72 x 16 x 44	1800 x 400 x 1099	7_NN-E724416P	1,875
	66 x 16 x 44	1650 x 400 x 1099	7_NN-E664416P	1,805
	60 x 16 x 44	1500 x 400 x 1099	7_NN-E604416P	1,717
	54 x 16 x 44	1350 x 400 x 1099	7_NN-E544416P	1,650
	48 x 16 x 44	1200 x 400 x 1099	7_NN-E484416P	1,543
	42 x 16 x 44	1050 x 400 x 1099	7_NN-E424416P	1,433
	36 x 16 x 44	900 x 400 x 1099	7_NN-E364416P	1,331

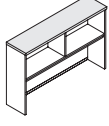
84" to 60": 4 doors  
54" to 48": 3 doors  
42" to 36": 2 doors

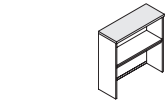
Specify the edge (N, 1, 2).

	W x D x H (in)	W x D x H (mm)	Code	Price (\$)
<b>Hutches with doors – 36" H</b>	<i>Clearance: 17¾". Grommet. Full-width wire access. Can accommodate a tackboard, refer to page 117.</i>			
	84 x 16 x 36	2100 x 400 x 900	7_NN-E843616P	1,860
	78 x 16 x 36	1950 x 400 x 900	7_NN-E783616P	1,797
	72 x 16 x 36	1800 x 400 x 900	7_NN-E723616P	1,712
	66 x 16 x 36	1650 x 400 x 900	7_NN-E663616P	1,643
	60 x 16 x 36	1500 x 400 x 900	7_NN-E603616P	1,565
	54 x 16 x 36	1350 x 400 x 900	7_NN-E543616P	1,497
	48 x 16 x 36	1200 x 400 x 900	7_NN-E483616P	1,379
	42 x 16 x 36	1050 x 400 x 900	7_NN-E423616P	1,278
	36 x 16 x 36	900 x 400 x 900	7_NN-E363616P	1,172

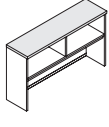
84" to 60": 4 doors  
54" to 48": 3 doors  
42" to 36": 2 doors

Specify the edge (N, 1, 2).

	W x D x H (in)	W x D x H (mm)	Code	Price (\$)
<b>Open hutches – 44" H</b>	<i>Clearance: 21¼". Grommet. Full-width wire access. Can accommodate a tackboard, refer to page 117.</i>			
	84 x 16 x 44	2100 x 400 x 1099	7_NN-E844416	1,698
	78 x 16 x 44	1950 x 400 x 1099	7_NN-E784416	1,637
	72 x 16 x 44	1800 x 400 x 1099	7_NN-E724416	1,559
	66 x 16 x 44	1650 x 400 x 1099	7_NN-E664416	1,487
	60 x 16 x 44	1500 x 400 x 1099	7_NN-E604416	1,403
	54 x 16 x 44	1350 x 400 x 1099	7_NN-E544416	1,331
	48 x 16 x 44	1200 x 400 x 1099	7_NN-E484416	1,225
	42 x 16 x 44	1050 x 400 x 1099	7_NN-E424416	1,116
	36 x 16 x 44	900 x 400 x 1099	7_NN-E364416	1,013

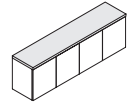


Specify the edge (N, 1, 2).

	W x D x H (in)	W x D x H (mm)	Code	Price (\$)
<b>Open hutches – 36" H</b>	<i>Clearance: 17¾". Grommet. Full-width wire access. Can accommodate a tackboard, refer to page 117.</i>			
	84 x 16 x 36	2100 x 400 x 900	7_NN-E843616	1,543
	78 x 16 x 36	1950 x 400 x 900	7_NN-E783616	1,479
	72 x 16 x 36	1800 x 400 x 900	7_NN-E723616	1,396
	66 x 16 x 36	1650 x 400 x 900	7_NN-E663616	1,326
	60 x 16 x 36	1500 x 400 x 900	7_NN-E603616	1,248
	54 x 16 x 36	1350 x 400 x 900	7_NN-E543616	1,172
	48 x 16 x 36	1200 x 400 x 900	7_NN-E483616	1,060
	42 x 16 x 36	1050 x 400 x 900	7_NN-E423616	960
	36 x 16 x 36	900 x 400 x 900	7_NN-E363616	851

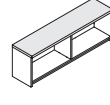


Specify the edge (N, 1, 2).

	W x D x H (in)	W x D x H (mm)	Code	Price (\$)
<b>Wall-mounted hutches with doors – 22" H</b>	<i>Hanger bar included for wall-mount installation. Can accommodate a tackboard, refer to page 117.</i>			
	84 x 16 x 22	2100 x 400 x 550	7_NN-EM842216P	1,898
	78 x 16 x 22	1950 x 400 x 550	7_NN-EM782216P	1,837
	72 x 16 x 22	1800 x 400 x 550	7_NN-EM722216P	1,759
	66 x 16 x 22	1650 x 400 x 550	7_NN-EM662216P	1,682
	60 x 16 x 22	1500 x 400 x 550	7_NN-EM602216P	1,605
	54 x 16 x 22	1350 x 400 x 550	7_NN-EM542216P	1,536
	48 x 16 x 22	1200 x 400 x 550	7_NN-EM482216P	1,418
	42 x 16 x 22	1050 x 400 x 550	7_NN-EM422216P	1,318
	36 x 16 x 22	900 x 400 x 550	7_NN-EM362216P	1,215


84" to 60": 4 doors  
54" to 48": 3 doors  
42" to 36": 2 doors

Specify the edge (N, 1, 2).


	W x D x H (in)	W x D x H (mm)	Code	Price (\$)
<b>Wall-mounted open hutches – 22" H</b>	<i>Hanger bar included for wall-mount installation. Can accommodate a tackboard, refer to page 117.</i>			
	84 x 16 x 22	2100 x 400 x 550	7_NN-EM842216	1,577
	78 x 16 x 22	1950 x 400 x 550	7_NN-EM782216	1,517
	72 x 16 x 22	1800 x 400 x 550	7_NN-EM722216	1,433
	66 x 16 x 22	1650 x 400 x 550	7_NN-EM662216	1,364
	60 x 16 x 22	1500 x 400 x 550	7_NN-EM602216	1,284
	54 x 16 x 22	1350 x 400 x 550	7_NN-EM542216	1,215
	48 x 16 x 22	1200 x 400 x 550	7_NN-EM482216	1,100
	42 x 16 x 22	1050 x 400 x 550	7_NN-EM422216	1,001
	36 x 16 x 22	900 x 400 x 550	7_NN-EM362216	890




Specify the edge (N, 1, 2).

	W x D x H (in)	W x D x H (mm)	Code	Price (\$)
<b>Lateral file units</b>	<i>Suspension bars. Lock. Optional counterweights to meet BIFMA standards, refer to page 119.</i>			
	36 x 24 x 29½	900 x 600 x 748	7_--_-2436LF	1,448
	30 x 24 x 29½	750 x 600 x 748	7_--_-2430LF	1,396
	36 x 20 x 29½	900 x 500 x 748	7_--_-2036LF	1,411
	30 x 20 x 29½	750 x 500 x 748	7_--_-2030LF	1,348


Specify the edge (N, 1, 2). Specify the handle code (D, K). Specify the accent color (A, B, N).

	W x D x H (in)	W x D x H (mm)	Code	Price (\$)
<b>Bookcase units with doors</b>	<i>Adjustable shelf. Lock.</i>			
	36 x 24 x 29½	900 x 600 x 748	7_--_-2436B	1,278
	30 x 24 x 29½	750 x 600 x 748	7_--_-2430B	1,215
	36 x 20 x 29½	900 x 500 x 748	7_--_-2036B	1,233
	30 x 20 x 29½	750 x 500 x 748	7_--_-2030B	1,155


Specify the edge (N, 1, 2). Specify the handle code (D, K). Specify the accent color (A, B, N).

	W x D x H (in)	W x D x H (mm)	Code	Price (\$)
<b>Combined pedestals</b>	<i>2 box drawers, 2 file drawers with suspension bars. Lock. Pencil tray.</i>			
	36 x 24 x 29½	900 x 600 x 748	7_--_-2436C0	1,837
	36 x 20 x 29½	900 x 500 x 748	7_--_-2036C0	1,783


Specify the edge (N, 1, 2). Specify the handle code (D, K). Specify the accent color (A, B, N).


	W x D x H (in)	W x D x H (mm)	Code	Price (\$)
<b>Combined pedestals</b>	<i>2 box drawers, 2 file drawers with suspension bars. Lock. Pencil tray.</i>			
	36 x 24 x 29½	900 x 600 x 748	7_--_-C02436	1,837
	36 x 20 x 29½	900 x 500 x 748	7_--_-C02036	1,783


Specify the edge (N, 1, 2). Specify the handle code (D, K). Specify the accent color (A, B, N).

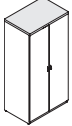
	W x D x H (in)	W x D x H (mm)	Code	Price (\$)
<b>Modular lateral files</b>	<i>2 file drawers with suspension bars. Lock. Goes under a work surface. 1 tone only.</i>			
	36 x 18 x 28	900 x 448 x 711	7N_--_-1836LFL	1,239
	30 x 18 x 28	750 x 448 x 711	7N_--_-1830LFL	1,172

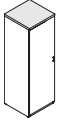
Specify the handle code (D, K). Specify the accent color (A, B, N).

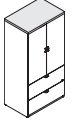
	W x D x H (in)	W x D x H (mm)	Code	Price (\$)
<b>Modular combined pedestal</b> 	<i>2 box drawers on left, 2 file drawers with suspension bars. Lock. Pencil tray. Goes under a work surface. 1 tone only.</i>			
	36 x 18 x 28	900 x 448 x 711	<b>7N__-1836COL</b>	<b>1,590</b>
<b>Specify the handle code (D, K). Specify the accent color (A, B, N).</b>				

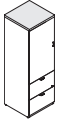
<b>Modular combined pedestal</b> 	<i>2 box drawers on right, 2 file drawers with suspension bars. Lock. Pencil tray. Goes under a work surface. 1 tone only.</i>			
	36 x 18 x 28	900 x 448 x 711	<b>7N__-C01836L</b>	<b>1,590</b>
<b>Specify the handle code (D, K). Specify the accent color (A, B, N).</b>				




<b>Modular bookcases with doors</b> 	<i>1 adjustable shelf. Lock. Goes under a work surface. 1 tone only.</i>			
	36 x 18 x 28	900 x 448 x 711	<b>7N__-1836BL</b>	<b>1,116</b>
	30 x 18 x 28	750 x 448 x 711	<b>7N__-1830BL</b>	<b>1,054</b>
<b>Specify the handle code (D, K). Specify the accent color (A, B, N).</b>				

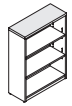


<b>Storage or wardrobe units</b> 	<i>3 adjustable shelves. 1 full-width fixed shelf. Full-width clothes hanger bar. 73" H storage unit matches the height of a credenza with a 44" H hutch. 65" H storage unit matches the height of a credenza with a 36" H hutch.</i>			
	36 x 24 x 73½	900 x 600 x 1847	<b>7__-243673B</b>	<b>2,280</b>
	36 x 20 x 73½	900 x 500 x 1847	<b>7__-203673B</b>	<b>2,107</b>
	36 x 24 x 65½	900 x 600 x 1648	<b>7__-243665B</b>	<b>2,155</b>
	36 x 20 x 65½	900 x 500 x 1648	<b>7__-203665B</b>	<b>1,983</b>
<b>Specify the edge (N, 1, 2). Specify the handle code (D, K). Specify the accent color (A, B, N).</b>				

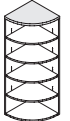
<b>Storage or wardrobe units</b> 	<i>Reversible door. 3 adjustable shelves. 1 full-width fixed shelf. Full-width clothes hanger bar. 73" H storage unit matches the height of a credenza with a 44" H hutch. 65" H storage unit matches the height of a credenza with a 36" H hutch.</i>			
	24 x 24 x 73½	600 x 600 x 1847	<b>7__-242473B</b>	<b>1,737</b>
	24 x 20 x 73½	600 x 500 x 1847	<b>7__-202473B</b>	<b>1,650</b>
	24 x 24 x 65½	600 x 600 x 1648	<b>7__-242465B</b>	<b>1,650</b>
	24 x 20 x 65½	600 x 500 x 1648	<b>7__-202465B</b>	<b>1,572</b>
<b>Specify the edge (N, 1, 2). Specify the handle code (D, K). Specify the accent color (A, B, N).</b>				


<b>Storage units with lateral file</b> 	<i>2 adjustable shelves. 2 lateral file drawers with suspension bars. Lock on drawer. 73" H storage matches the height of a credenza with a 44" H hutch. 65" H storage unit matches the height of a credenza with a 36" H hutch.</i>			
	36 x 24 x 73½	900 x 600 x 1847	<b>7__-243673LFB</b>	<b>2,767</b>
	36 x 20 x 73½	900 x 500 x 1847	<b>7__-203673LFB</b>	<b>2,602</b>
	36 x 24 x 65½	900 x 600 x 1648	<b>7__-243665LFB</b>	<b>2,667</b>
	36 x 20 x 65½	900 x 500 x 1648	<b>7__-203665LFB</b>	<b>2,504</b>
<b>Specify the edge (N, 1, 2). Specify the handle code (D, K). Specify the accent color (A, B, N).</b>				




<b>Storage units with lateral file</b> 	<i>Reversible door. 2 adjustable shelves. 2 lateral file drawers with suspension bars. Lock. 73" H storage unit matches the height of a credenza with a 44" H hutch. 65" H storage unit matches the height of a credenza with a 36" H hutch.</i>			
	24 x 24 x 73½	600 x 600 x 1847	<b>7__-242473FB</b>	<b>2,309</b>
	24 x 20 x 73½	600 x 500 x 1847	<b>7__-202473FB</b>	<b>2,145</b>
	24 x 24 x 65½	600 x 600 x 1648	<b>7__-242465FB</b>	<b>2,216</b>
	24 x 20 x 65½	600 x 500 x 1648	<b>7__-202465FB</b>	<b>2,053</b>
<b>Specify the edge (N, 1, 2). Specify the handle code (D, K). Specify the accent color (A, B, N).</b>				



	W x D x H (in)	W x D x H (mm)	Code		Price (\$)
<b>Open bookcases</b> 	<i>4 adjustable shelves.</i>				
	36 x 14 x 73½	900 x 350 x 1847	<b>7_NN-B367314</b>		<b>1,284</b>
	36 x 14 x 65½	900 x 350 x 1648	<b>7_NN-B366514</b>		<b>1,208</b>
<b>Specify the edge (N, 1, 2).</b>					


	<i>2 adjustable shelves.</i>				
	36 x 14 x 48½	900 x 350 x 1226	<b>7_NN-B364814</b>		<b>1,076</b>
	<b>Specify the edge (N, 1, 2).</b>				
<i>Additional shelf.</i>					
34 x 13 x 1	846 x 325 x 25	<b>7NNN-TB3614.1E</b>			<b>162</b>


<b>Corner open bookcases</b> 	<i>4 adjustable shelves.</i>				
	24 x 24 x 73½	600 x 600 x 1847	<b>7_NN-B242473</b>		<b>1,403</b>
	20 x 20 x 73½	500 x 500 x 1847	<b>7_NN-B202073</b>		<b>1,318</b>
	24 x 24 x 65½	600 x 600 x 1648	<b>7_NN-B242465</b>		<b>1,318</b>
	20 x 20 x 65½	500 x 500 x 1648	<b>7_NN-B202065</b>		<b>1,248</b>
<b>Specify the edge (N, 1, 2).</b>					


<b>Corner open bookcases</b> 	<i>1 adjustable shelf.</i>				
	24 x 24 x 29½	600 x 600 x 748	<b>7_NN-B242429</b>		<b>906</b>
	20 x 20 x 29½	500 x 500 x 748	<b>7_NN-B202029</b>		<b>829</b>
<b>Specify the edge (N, 1, 2).</b>					



<b>Mobile pedestals</b> 	<i>2 box drawers, 1 file drawer with suspension bar. Pencil tray. Brakes on front casters. Lock. Fits under a work surface. 1 tone only.</i>				
	15 x 23 x 27½	390 x 575 x 689	<b>7N__-MP1523UF</b>		<b>1,172</b>
	15 x 18 x 27½	390 x 450 x 689	<b>7N__-MP1518UF</b>		<b>1,094</b>
<b>Specify the handle code (D, K). Specify the accent color (A, B, N).</b>					


<b>Mobile pedestal</b> 	<i>2 file drawers with suspension bars. Brakes on front casters. Lock. Fits under a work surface. 1 tone only.</i>				
	15 x 23 x 27½	390 x 575 x 689	<b>7N__-MP1523FF</b>		<b>1,116</b>
<b>Specify the handle code (D, K). Specify the accent color (A, B, N).</b>					

<b>Mobile pedestals</b> 	<i>1 box drawer and 1 file drawer with suspension bar. Pencil tray. Brakes on front casters. Lock. Fits under a work surface. 1 tone only.</i>				
	15 x 23 x 21¼	390 x 575 x 521	<b>7N__-MP1523F</b>		<b>1,076</b>
	15 x 18 x 21¼	390 x 450 x 521	<b>7N__-MP1518F</b>		<b>1,038</b>
<b>Specify the handle code (D, K). Specify the accent color (A, B, N).</b>					

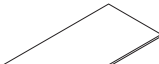
<b>Modular pedestal</b> 	<i>2 box drawers, 1 file drawer with suspension bar. Pencil tray. Lock. Must be installed under a work surface. 1 tone only.</i>				
	15 x 18 x 28	388 x 448 x 713	<b>7N__-P1518UFL</b>		<b>1,013</b>
<b>Specify the handle code (D, K). Specify the accent color (A, B, N).</b>					

<b>Modular pedestal</b> 	<i>2 file drawers with suspension bars. Lock. Must be installed under a work surface. 1 tone only.</i>				
	15 x 18 x 28	388 x 448 x 713	<b>7N__-P1518FFL</b>		<b>976</b>
<b>Specify the handle code (D, K). Specify the accent color (A, B, N).</b>					

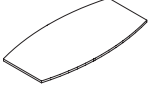
<b>Hanging pedestal</b> 	<i>1 box drawer and 1 file drawer with suspension bar. Pencil tray. Lock. Must be installed under a work surface. 1 tone only.</i>				
	15 x 17½ x 19¼	388 x 448 x 489	<b>7N__-F</b>		<b>890</b>
<b>Specify the handle code (D, K). Specify the accent color (A, B, N).</b>					

	W x D x H (in)	W x D x H (mm)	Code	Price (\$)
<b>Round tops</b>	<i>Conference tables.</i>			
	36 x 36 x 1½	900 x 900 x 38	<b>7_NN-R36</b>	<b>528</b>
	42 x 42 x 1½	1050 x 1050 x 38	<b>7_NN-R42</b>	<b>703</b>
	48 x 48 x 1½	1200 x 1200 x 38	<b>7_NN-R48</b>	<b>767</b>

Specify the edge (N, 1, 2).


<b>Rectangular tops</b>	<i>Conference tables.</i>			
	72 x 36 x 1½	1800 x 900 x 38	<b>7_NN-REC72</b>	<b>883</b>
	96 x 48 x 1½	2400 x 1200 x 38	<b>7_NN-REC96</b>	<b>1,248</b>

Specify the edge (N, 1, 2).

<b>Boat-shape tops</b>	<i>Conference tables. 120" and 144" tops are in two pieces.</i>			
	96 x 48 x 1½	2400 x 1200 x 38	<b>7_NN-B96</b>	<b>1,364</b>
	120 x 48 x 1½	3000 x 1200 x 38	<b>7_NN-B120</b>	<b>1,692</b>
	144 x 48 x 1½	3600 x 1200 x 38	<b>7_NN-B144</b>	<b>1,783</b>


144" to 120" :  
Packaged in 2 boxes.

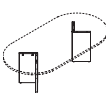
Specify the edge (N, 1, 2).

<b>Racetrack tops</b>	<i>Conference tables. 120" and 144" tops are in two pieces.</i>			
	72 x 36 x 1½	1800 x 900 x 38	<b>7_NN-RT72</b>	<b>1,007</b>
	96 x 48 x 1½	2400 x 1200 x 38	<b>7_NN-RT96</b>	<b>1,364</b>
	120 x 48 x 1½	3000 x 1200 x 38	<b>7_NN-RT120</b>	<b>1,692</b>
	144 x 48 x 1½	3600 x 1200 x 38	<b>7_NN-RT144</b>	<b>1,783</b>

144" to 120" :  
Packaged in 2 boxes.


Specify the edge (N, 1, 2).


<b>Cross bases</b>	<i>1½" thermofused laminate.</i>			
	22 x 22 x 28	555 x 555 x 710	<b>LGC-CR22</b>	<b>512</b>
	27 x 27 x 28	680 x 680 x 710	<b>LGC-CR27</b>	<b>567</b>
	33 x 33 x 28	825 x 825 x 710	<b>LGC-CR33</b>	<b>643</b>

<b>V-bases</b>	<i>1½" thermofused laminate.</i>			
	18 x 18 x 28	450 x 450 x 710	<b>LGC-2V18</b>	<b>816</b> (pair)

<b>Drum base</b>	18 x 18 x 28	460 x 460 x 710	<b>LGC-DB19</b>	<b>1,201</b>
------------------	--------------	-----------------	-----------------	--------------



	W x D x H (in)	W x D x H (mm)	Code	Price (\$)
<b>Leg</b>	<i>Metal. Specify the finish: GAN Anthracite Grey, BRA Brass (add \$294) or NIC Nickel (add \$294).</i>			
	6 x 6 x 28	150 x 150 x 710	<b>LGC-TL</b>	<b>381</b> (each)

<b>Printer table</b>	<i>1 height adjustable sliding shelf. Grommet on back.</i>			
	30 x 24 x 29½	750 x 600 x 748	<b>7_NN-2430PS</b>	<b>1,071</b>


Specify the edge (N, 1, 2).

<b>Coffee table</b>	22 x 22 x 18½	550 x 550 x 463	<b>7_NN-ST222218</b>	<b>605</b>
---------------------	---------------	-----------------	----------------------	------------


Specify the edge (N, 1, 2).

<b>Magazine table</b>	48 x 22 x 18½	1200 x 550 x 463	<b>7_NN-ST224818</b>	<b>713</b>
-----------------------	---------------	------------------	----------------------	------------

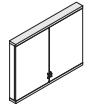
Specify the edge (N, 1, 2).

<b>Mobile serving carts</b>	<i>1 sliding shelf, 1 box drawer. Pencil tray. 1 door. 1 shelf.</i>			
	20 x 21 x 36½	500 x 520 x 913	<b>7_--MS212036</b>	<b>1,441</b>


Specify the edge (N, 1, 2). Specify the handle code (D, K). Specify the accent color (A, B, N).

	<i>1 sliding shelf, 2 box drawers. Pencil tray. 2 doors. 2 shelves.</i>			
	36 x 21 x 36½	900 x 520 x 913	<b>7_--MS213636</b>	<b>2,138</b>

Specify the edge (N, 1, 2). Specify the handle code (D, K). Specify the accent color (A, B, N).

<b>Marker board</b>	<i>Non-magnetic surface for use with dry-erase markers. Eraser tray along bottom of board. Inside face of doors covered in natural cork. Hooks for paper pad. 180° hinges.</i>			
	54 x 5 x 41	1368 x 130 x 1043	<b>7_--VBX4054</b>	<b>2,193</b>

Specify the edge (N, 1, 2). Specify the handle code (D, K). Specify the accent color (A, B, N).

<b>Lectern</b>	<i>1 fixed shelf. 1 grommet. 4 casters, 2 with brakes.</i>			
	24 x 18 x 44½	600 x 450 x 1125	<b>7_NN-LC181844</b>	<b>1,284</b>

Specify the edge (N, 1, 2).

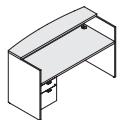
BASE OPTIONS / QUANTITY							
	Top Lengths	LGC-CR22	LGC-CR27	LGC-CR33	LGC-2V18	LGC-DB19	LGC-TL*
36" DEPTH	36"	1				1	4
	72"	2			1	2	4
42" DEPTH	42"		1				4
48" DEPTH	48"			1			4
	96"			2	1	2	4
	120"			3	1+1 CR33	3	6
	144"			3	1+1 CR33	3	6

\* Not compatible with round tops.

 = ASSEMBLY REQUIRED

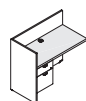
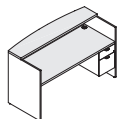
 = QUICKSHIP PROGRAM

	W x D x H (in)	W x D x H (mm)	Code	Price (\$)
<b>Right reception desks</b>	<i>Desk with pedestal on left, 1 box drawer and 1 file drawer with suspension bar. Lock. Pencil tray. 2 grommets. Full-height modesty panel. Bow shaped transaction shelf.</i>			
	72 x 30 x 42½	1800 x 750 x 1075	7___-GF3072S	2,280



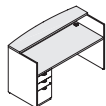
<b>Specify the edge (N, 1, 2). Specify the handle code (D, K). Specify the accent color (A, B, N).</b>				
<i>Right returns with pedestal on right, 1 box drawer and 1 file drawer with suspension bar. Lock. Pencil tray. 1 grommet. Full-height modesty panel.</i>				
48 x 24 x 41	1200 x 600 x 1037	7___-GR2448F		1,524
42 x 24 x 41	1050 x 600 x 1037	7___-GR2442F		1,497
<b>Specify the edge (N, 1, 2). Specify the handle code (D, K). Specify the accent color (A, B, N).</b>				

<b>Left reception desks</b>	<i>Desk with pedestal on right, 1 box drawer and 1 file drawer with suspension bar. Lock. Pencil tray. 2 grommets. Full-height modesty panel. Bow shaped transaction shelf.</i>			
	72 x 30 x 42½	1800 x 750 x 1075	7___-GS3072F	2,280
<b>Specify the edge (N, 1, 2). Specify the handle code (D, K). Specify the accent color (A, B, N).</b>				



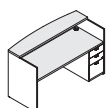
<i>Left returns with pedestal on left, 1 box drawer and 1 file drawer with suspension bar. Lock. Pencil tray. 1 grommet. Full-height modesty panel.</i>				
48 x 24 x 41	1200 x 600 x 1037	7___-GF2448R		1,524
42 x 24 x 41	1050 x 600 x 1037	7___-GF2442R		1,497
<b>Specify the edge (N, 1, 2). Specify the handle code (D, K). Specify the accent color (A, B, N).</b>				

<b>Right reception desks – low profile</b>	<i>Desk with pedestal on left, 2 box drawers and 1 file drawer with suspension bar. Lock. Pencil tray. 2 grommets. Full-height modesty panel. Bow shaped transaction shelf.</i>			
	72 x 30 x 42½	1800 x 750 x 1075	7___-GUF3072S	2,478
<b>Specify the edge (N, 1, 2). Specify the handle code (D, K). Specify the accent color (A, B, N).</b>				



<i>Right returns with pedestal on right, 2 box drawers and 1 file drawer with suspension bar. Lock. Pencil tray. 1 grommet. Full-height modesty panel.</i>				
48 x 24 x 41	1200 x 600 x 1037	7___-GR2448UF		1,717
42 x 24 x 41	1050 x 600 x 1037	7___-GR2442UF		1,692
<b>Specify the edge (N, 1, 2). Specify the handle code (D, K). Specify the accent color (A, B, N).</b>				

<b>Left reception desks – low profile</b>	<i>Desk with pedestal on right, 2 box drawers and 1 file drawer with suspension bar. Lock. Pencil tray. 2 grommets. Full-height modesty panel. Bow shaped transaction shelf.</i>			
	72 x 30 x 42½	1800 x 750 x 1075	7___-GS3072UF	2,478
<b>Specify the edge (N, 1, 2). Specify the handle code (D, K). Specify the accent color (A, B, N).</b>				



<i>Left returns with pedestal on left, 2 box drawers and 1 file drawer with suspension bar. Lock. Pencil tray. 1 grommet. Full-height modesty panel.</i>				
48 x 24 x 41	1200 x 600 x 1037	7___-GUF2448R		1,717
42 x 24 x 41	1050 x 600 x 1037	7___-GUF2442R		1,692
<b>Specify the edge (N, 1, 2). Specify the handle code (D, K). Specify the accent color (A, B, N).</b>				

	W x D x H (in)	W x D x H (mm)	Code	Price (\$)
<b>Additional legs</b>	<i>1 full width leg. For AT, DT and CM tables.</i>			
	30 x 1 x 27½	748 x 25 x 698	7NNN-L30	209
	24 x 1 x 27½	598 x 25 x 698	7NNN-L24	195
	20 x 1 x 27½	498 x 25 x 698	7NNN-L20	178

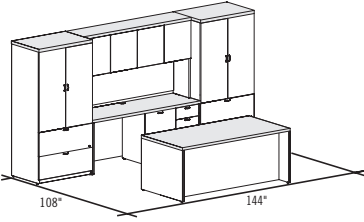


<b>Additional legs</b>	<i>1 recessed leg. For AT, DT and CM tables.</i>			
	13 x 1 x 27½	340 x 25 x 698	7NNN-L12	162



# SUGGESTIONS

## 7 \_\_\_-PLAN01



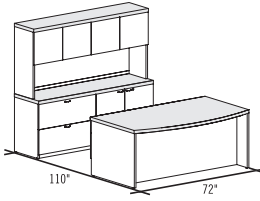
Plan shown in Concept 70 Flyer:

**71KA-PLAN01** **\$12,195**

- 1 71KA-UF3672S
- 1 71NN-DT2472A
- 1 7NKA-CO1836L
- 1 71NN-E724416P
- 2 71KA-243673LFB

Textured edge (1), Anthracite Grey pull (KA).

## 7 \_\_\_-PLAN07

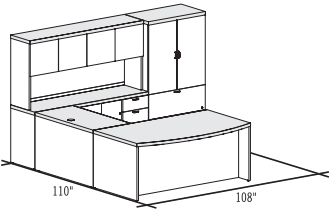


Not shown in Concept 70 Flyer:

**QS7 \_\_\_-PLAN07** **\$6,657**

- 1 QS7 \_\_\_-F4272FA
- 1 QS7 \_\_\_-LF2072B
- 1 QS7\_NN-E723616P

## 7 \_\_\_-PLAN02



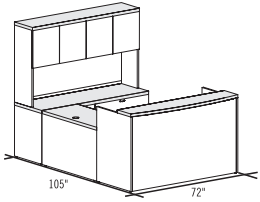
Plan shown in Concept 70 Flyer:

**QS72DN-PLAN02** **\$8,711**

- 1 QS72DN-F4272SA
- 1 QS72NN-BR2448
- 1 QS72DN-S2072F
- 1 QS72NN-E723616P
- 1 QS72DN-203665LFB

Textured edge (2), Nickel pull (DN).

## 7 \_\_\_-PLAN09

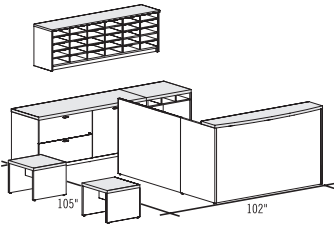


Not shown in Concept 70 Flyer:

**QS7 \_\_\_-PLAN09** **\$6,897**

- 1 QS7 \_\_\_-GF3072S
- 1 QS7\_NN-BR2448
- 1 QS7 \_\_\_-S2472LF
- 1 QS7\_NN-E724416P

## 7 \_\_\_-PLAN04



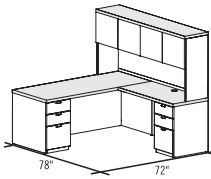
Plan shown in Concept 70 Flyer:

**71DN-PLAN04** **\$11,895**

- 1 71DN-GS3072UF
- 1 71DN-GR2448UF
- 1 71NN-2430PS
- 1 71DN-LF2472B
- 1 M1NNN-EMDV7222
- 2 71NN-ST22218

Textured edge (1), Nickel pull (DN).

## 7 \_\_\_-PLAN11

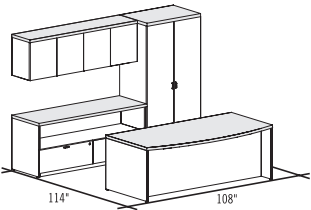


Not shown in Concept 70 Flyer:

**QS7 \_\_\_-PLAN11** **\$5,347**

- 1 QS7 \_\_\_-UF3072S
- 1 QS7 \_\_\_-R2448UF
- 1 QS7\_NN-E783616P

## 7 \_\_\_-PLAN06



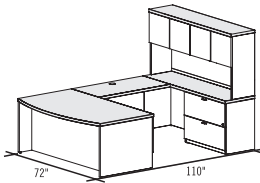
Plan shown in Concept 70 Flyer:

**72DA-PLAN06** **\$8,880**

- 1 72DA-UF4284SA
- 1 72DA-SLF2472
- 1 72DA-243673B
- 1 72NN-EM722216P

Textured edge (2), Anthracite Grey pull (DA).

## 7 \_\_\_-PLAN12

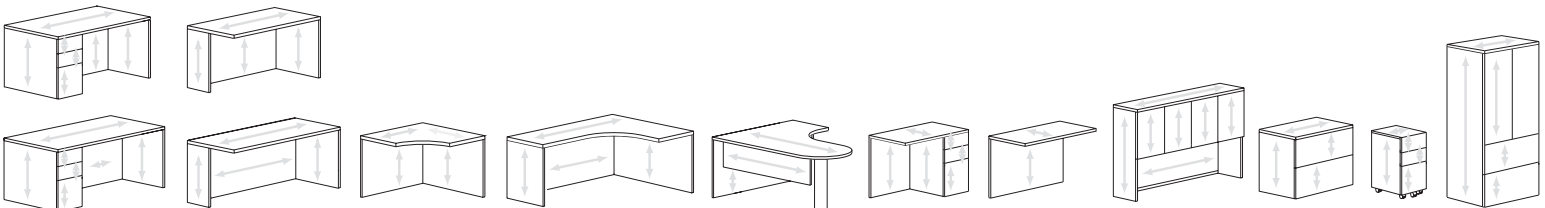


Not shown in Concept 70 Flyer:

**QS7 \_\_\_-PLAN12** **\$6,604**

- 1 QS7 \_\_\_-F4272SA
- 1 QS7\_NN-BR2448
- 1 QS7 \_\_\_-S2072LF
- 1 QS7\_NN-E723616P

### TYPICAL WOOD GRAIN DIRECTION FOR CONCEPT 70:





# CONCEPT 400E



## EDGEBANDING

Furniture with 1" (25 mm) thick tops.

### N Edge



Smooth, 1/16" (1,5 mm) thick edge.

The **N edge** is **matched with the finish specified for the surface.**

## HANDLES

Choices of straight pulls in thermoplastic polymer or metal available.



L – Black Linear



X – Stainless Steel



Y – Aluminum



N – Non applicable Linear pull on the interior side

## CODIFICATION

Series	Options		
	Thickness	Handles	Accent color
4	1 Thermofused laminate 1"	L Black Linear X Stainless Steel Y Aluminum	N/A

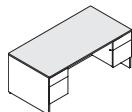
## LACASSE QUICKSHIP PROGRAM\*

Products and suggested layouts identified by this pictogram are part of the Lacasse quick delivery program.

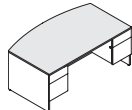
Please refer to page 3 for complete program details.

\* Due to current market conditions, always refer to our Lead-Time Guide for a confirmation of our current Lacasse QuickShip lead-times.

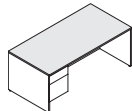


	W x D x H (in)	W x D x H (mm)	Code	Price (\$)
<b>Double pedestal desks</b> 	<i>2 pedestals with locks, 2 box drawers and 2 file drawers with suspension bars. Pencil tray. Recessed, full-height modesty panel.</i>			
	72 x 36 x 29	1800 x 900 x 735	41_N-F3672F	1,937
	72 x 30 x 29	1800 x 750 x 735	41_N-F3072F	1,867
	66 x 30 x 29	1650 x 750 x 735	41_N-F3066F	1,797
	60 x 30 x 29	1500 x 750 x 735	41_N-F3060F	1,717
	<i>2 full-height pedestals option.</i>			
	72 x 36 x 29	1800 x 900 x 735	41_N-UF3672FF	2,322
	72 x 30 x 29	1800 x 750 x 735	41_N-UF3072FF	2,253
	66 x 30 x 29	1650 x 750 x 735	41_N-UF3066FF	2,183
	60 x 30 x 29	1500 x 750 x 735	41_N-UF3060FF	2,103

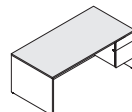
Specify the handle code (X, Y, N).

<b>Double pedestal bow front desk</b> 	<i>2 pedestals with locks, 2 box drawers and 2 file drawers with suspension bars. Pencil tray. Recessed, full-height modesty panel.</i>			
	72 x 42 x 29	1800 x 1050 x 735	41_N-F4272FA	2,285
	<i>2 full-height pedestals option.</i>			
	72 x 42 x 29	1800 x 1050 x 735	41_N-UF4272FFA	2,671

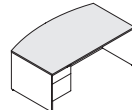
Specify the handle code (X, Y, N).

<b>Left single pedestal desks</b> 	<i>1 pedestal on left with lock, 1 box drawer and 1 file drawer with suspension bar. Pencil tray. Recessed, full-height modesty panel.</i>			
	72 x 36 x 29	1800 x 900 x 735	41_N-F3672S	1,559
	72 x 30 x 29	1800 x 750 x 735	41_N-F3072S	1,487
	66 x 30 x 29	1650 x 750 x 735	41_N-F3066S	1,411
	60 x 30 x 29	1500 x 750 x 735	41_N-F3060S	1,341
	48 x 30 x 29	1200 x 750 x 735	41_N-F3048S	1,239
	<i>Full-height pedestal option.</i>			
	72 x 36 x 29	1800 x 900 x 735	41_N-UF3672S	1,751
	72 x 30 x 29	1800 x 750 x 735	41_N-UF3072S	1,679
	66 x 30 x 29	1650 x 750 x 735	41_N-UF3066S	1,602
60 x 30 x 29	1500 x 750 x 735	41_N-UF3060S	1,535	
48 x 30 x 29	1200 x 750 x 735	41_N-UF3048S	1,433	

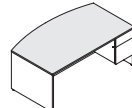
Specify the handle code (X, Y, N).

<b>Right single pedestal desks</b> 	<i>1 pedestal on right with lock, 1 box drawer and 1 file drawer with suspension bar. Pencil tray. Recessed, full-height modesty panel.</i>			
	72 x 36 x 29	1800 x 900 x 735	41_N-S3672F	1,559
	72 x 30 x 29	1800 x 750 x 735	41_N-S3072F	1,487
	66 x 30 x 29	1650 x 750 x 735	41_N-S3066F	1,411
	60 x 30 x 29	1500 x 750 x 735	41_N-S3060F	1,341
	48 x 30 x 29	1200 x 750 x 735	41_N-S3048F	1,239
	<i>Full-height pedestal option.</i>			
	72 x 36 x 29	1800 x 900 x 735	41_N-S3672UF	1,751
	72 x 30 x 29	1800 x 750 x 735	41_N-S3072UF	1,679
	66 x 30 x 29	1650 x 750 x 735	41_N-S3066UF	1,602
60 x 30 x 29	1500 x 750 x 735	41_N-S3060UF	1,535	
48 x 30 x 29	1200 x 750 x 735	41_N-S3048UF	1,433	

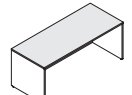
Specify the handle code (X, Y, N).

<b>Left single pedestal bow front desk</b> 	<i>1 pedestal on left with lock, 1 box drawer and 1 file drawer with suspension bar. Pencil tray. Recessed, full-height modesty panel.</i>			
	72 x 42 x 29	1800 x 1050 x 735	41_N-F4272SA	1,907
	<i>Full height pedestal option.</i>			
	72 x 42 x 29	1800 x 1050 x 735	41_N-UF4272SA	2,100

Specify the handle code (X, Y, N).

<b>Right single pedestal bow front desk</b> 	<i>1 pedestal on right with lock, 1 box drawer and 1 file drawer with suspension bar. Pencil tray. Recessed, full-height modesty panel.</i>			
	72 x 42 x 29	1800 x 1050 x 735	41_N-S4272FA	1,907
	<i>Full-height pedestal option.</i>			
	72 x 42 x 29	1800 x 1050 x 735	41_N-S4272UFA	2,100

Specify the handle code (X, Y, N).

<b>Desk shells</b> 	<i>Recessed, full-height modesty panel. Can accommodate 1 or 2 pedestals.</i>			
	72 x 36 x 29	1800 x 900 x 735	41NN-TDM3672	1,030
	72 x 30 x 29	1800 x 750 x 735	41NN-TDM3072	993
	66 x 30 x 29	1650 x 750 x 735	41NN-TDM3066	955
	60 x 30 x 29	1500 x 750 x 735	41NN-TDM3060	906



**Corner modules**

W x D x H (in)    W x D x H (mm)    Code    Price (\$)

*Full-height modesty panel. Grommet. Must be attached to another surface.*

Surface	48"/30"	42"/24"	36"/24"	36"/18"
R1	25 1/16" (637 mm)	25 1/16" (637 mm)	16 1/16" (424 mm)	25 1/16" (637 mm)
48 x 48 x 29	1200 x 1200 x 735	<b>41NN-CM4830S</b>		<b>1,137</b>
42 x 42 x 29	1050 x 1050 x 735	<b>41NN-CM4224S</b>		<b>1,007</b>
36 x 36 x 29	900 x 900 x 735	<b>41NN-CM3624S</b>		<b>906</b>
36 x 36 x 29	900 x 900 x 735	<b>41NN-CM3618S</b>		<b>906</b>

Diagonal wood grain: change S to D, add 10% to the price.

**Right extended corner modules – 24" D**

1 grommet.

Surface	R1	R2	
72"/36"	21 1/4" (573 mm)	21 1/4" (573 mm)	
66"/36"	15 1/4" (387 mm)	28 3/8" (727 mm)	
72 x 36 x 29	1800 x 900 x 735	<b>41NN-CM367224</b>	<b>1,357</b>
66 x 36 x 29	1650 x 900 x 735	<b>41NN-CM366624</b>	<b>1,271</b>

Specify panel legs (A, B).

**Left extended corner modules – 24" D**

1 grommet.

Surface	R1	R2	
72"/36"	21 1/4" (573 mm)	21 1/4" (573 mm)	
66"/36"	15 1/4" (387 mm)	28 3/8" (727 mm)	
72 x 36 x 29	1800 x 900 x 735	<b>41NN-CM723624</b>	<b>1,357</b>
66 x 36 x 29	1650 x 900 x 735	<b>41NN-CM663624</b>	<b>1,271</b>

Specify panel legs (A, B).

**Right extended corner modules – 20" D**

1 grommet.

Surface	R1	R2	
72"/36"	23 3/16" (608 mm)	31 1/16" (799 mm)	
66"/36"	18 1/16" (459 mm)	31 1/16" (799 mm)	
72 x 36 x 29	1800 x 900 x 735	<b>41NN-CM367220</b>	<b>1,357</b>
66 x 36 x 29	1650 x 900 x 735	<b>41NN-CM366620</b>	<b>1,271</b>

Specify panel legs (A, B).

**Left extended corner modules – 20" D**

1 grommet.

Surface	R1	R2	
72"/36"	23 3/16" (608 mm)	31 1/16" (799 mm)	
66"/36"	18 1/16" (459 mm)	31 1/16" (799 mm)	
72 x 36 x 29	1800 x 900 x 735	<b>41NN-CM723620</b>	<b>1,357</b>
66 x 36 x 29	1650 x 900 x 735	<b>41NN-CM663620</b>	<b>1,271</b>

Specify panel legs (A, B).

**Rectangular tables – 30" D**

W x D x H (in)    W x D x H (mm)    Code    Price (\$)

*Full-height modesty panel. 1 grommet.*

Surface	48"/30"	42"/30"	36"/30"	30"/30"
R1	25 1/16" (637 mm)	25 1/16" (637 mm)	16 1/16" (424 mm)	25 1/16" (637 mm)
72 x 30 x 29	1800 x 750 x 735	<b>41NN-DT3072</b>		<b>969</b>
66 x 30 x 29	1650 x 750 x 735	<b>41NN-DT3066</b>		<b>923</b>
60 x 30 x 29	1500 x 750 x 735	<b>41NN-DT3060</b>		<b>883</b>
54 x 30 x 29	1350 x 750 x 735	<b>41NN-DT3054</b>		<b>843</b>
48 x 30 x 29	1200 x 750 x 735	<b>41NN-DT3048</b>		<b>807</b>
42 x 30 x 29	1050 x 750 x 735	<b>41NN-DT3042</b>		<b>767</b>
36 x 30 x 29	900 x 750 x 735	<b>41NN-DT3036</b>		<b>729</b>
30 x 30 x 29	750 x 750 x 735	<b>41NN-DT3030</b>		<b>690</b>
24 x 30 x 29	600 x 750 x 735	<b>41NN-DT3024</b>		<b>643</b>

Specify panel legs (A, B, C).

**Rectangular tables – 24" D**

W x D x H (in)    W x D x H (mm)    Code    Price (\$)

*Full-height modesty panel. 1 grommet.*

Surface	72"/24"	66"/24"	60"/24"	54"/24"	48"/24"	42"/24"	36"/24"	30"/24"	24"/24"
R1	21 1/4" (573 mm)	15 1/4" (387 mm)	15 1/4" (387 mm)	15 1/4" (387 mm)	15 1/4" (387 mm)	15 1/4" (387 mm)	15 1/4" (387 mm)	15 1/4" (387 mm)	15 1/4" (387 mm)
R2	21 1/4" (573 mm)	28 3/8" (727 mm)	28 3/8" (727 mm)	28 3/8" (727 mm)	28 3/8" (727 mm)	28 3/8" (727 mm)	28 3/8" (727 mm)	28 3/8" (727 mm)	28 3/8" (727 mm)
72 x 24 x 29	1800 x 600 x 735	<b>41NN-DT2472</b>							<b>936</b>
66 x 24 x 29	1650 x 600 x 735	<b>41NN-DT2466</b>							<b>890</b>
60 x 24 x 29	1500 x 600 x 735	<b>41NN-DT2460</b>							<b>851</b>
54 x 24 x 29	1350 x 600 x 735	<b>41NN-DT2454</b>							<b>814</b>
48 x 24 x 29	1200 x 600 x 735	<b>41NN-DT2448</b>							<b>774</b>
42 x 24 x 29	1050 x 600 x 735	<b>41NN-DT2442</b>							<b>737</b>
36 x 24 x 29	900 x 600 x 735	<b>41NN-DT2436</b>							<b>696</b>
30 x 24 x 29	750 x 600 x 735	<b>41NN-DT2430</b>							<b>651</b>
24 x 24 x 29	600 x 600 x 735	<b>41NN-DT2424</b>							<b>613</b>

Specify panel legs (A, B, C).

**Rectangular tables – 20" D**

W x D x H (in)    W x D x H (mm)    Code    Price (\$)

*Full-height modesty panel. 1 grommet.*

Surface	72"/20"	66"/20"	60"/20"	54"/20"	48"/20"	42"/20"	36"/20"	30"/20"	24"/20"
R1	23 3/16" (608 mm)	18 1/16" (459 mm)	18 1/16" (459 mm)	18 1/16" (459 mm)	18 1/16" (459 mm)	18 1/16" (459 mm)	18 1/16" (459 mm)	18 1/16" (459 mm)	18 1/16" (459 mm)
R2	31 1/16" (799 mm)	31 1/16" (799 mm)	31 1/16" (799 mm)	31 1/16" (799 mm)	31 1/16" (799 mm)	31 1/16" (799 mm)	31 1/16" (799 mm)	31 1/16" (799 mm)	31 1/16" (799 mm)
72 x 20 x 29	1800 x 500 x 735	<b>41NN-DT2072</b>							<b>899</b>
66 x 20 x 29	1650 x 500 x 735	<b>41NN-DT2066</b>							<b>862</b>
60 x 20 x 29	1500 x 500 x 735	<b>41NN-DT2060</b>							<b>823</b>
54 x 20 x 29	1350 x 500 x 735	<b>41NN-DT2054</b>							<b>782</b>
48 x 20 x 29	1200 x 500 x 735	<b>41NN-DT2048</b>							<b>743</b>
42 x 20 x 29	1050 x 500 x 735	<b>41NN-DT2042</b>							<b>703</b>
36 x 20 x 29	900 x 500 x 735	<b>41NN-DT2036</b>							<b>660</b>
30 x 20 x 29	750 x 500 x 735	<b>41NN-DT2030</b>							<b>620</b>
24 x 20 x 29	600 x 500 x 735	<b>41NN-DT2024</b>							<b>582</b>

Specify panel legs (A, B, C).

**Asymmetrical tables – 30" D**


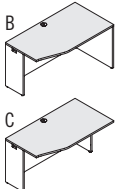
W x D x H (in)    W x D x H (mm)    Code    Price (\$)

*Full-height modesty panel. 1 grommet.*


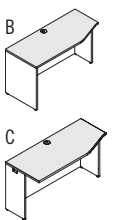
Surface	54"/30"	48"/30"	42"/30"	36"/30"	30"/30"	
R1	39 3/16" (992 mm)	33 3/16" (843 mm)	27 1/4" (692 mm)	21 3/8" (543 mm)	15 1/2" (394 mm)	
54 x 30 x 29	1350 x 750 x 735	<b>41NN-AT305424</b>				<b>890</b>
48 x 30 x 29	1200 x 750 x 735	<b>41NN-AT304824</b>				<b>851</b>
42 x 30 x 29	1050 x 750 x 735	<b>41NN-AT304224</b>				<b>814</b>
36 x 30 x 29	900 x 750 x 735	<b>41NN-AT303624</b>				<b>774</b>
30 x 30 x 29	750 x 750 x 735	<b>41NN-AT303024</b>				<b>737</b>

Specify panel legs (B, C).


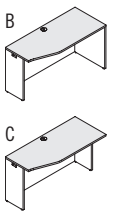


	W x D x H (in)	W x D x H (mm)	Code	Price (\$)
<b>Asymmetrical tables – 30" D</b>  	<i>Full-height modesty panel. 1 grommet.</i>			
			<b>Surface</b>	<b>R1</b>
			54"/30"	39 1/8" (992 mm)
			48"/30"	33 3/8" (843 mm)
			42"/30"	27 1/4" (692 mm)
			36"/30"	21 3/8" (543 mm)
		30"/30"	15 1/2" (394 mm)	
	54 x 30 x 29	1350 x 750 x 735	<b>41NN-AT245430_</b>	<b>890</b>
	48 x 30 x 29	1200 x 750 x 735	<b>41NN-AT244830_</b>	<b>851</b>
	42 x 30 x 29	1050 x 750 x 735	<b>41NN-AT244230_</b>	<b>814</b>
	36 x 30 x 29	900 x 750 x 735	<b>41NN-AT243630_</b>	<b>774</b>
	30 x 30 x 29	750 x 750 x 735	<b>41NN-AT243030_</b>	<b>737</b>


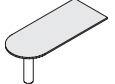
**Specify panel legs (B, C).**

	W x D x H (in)	W x D x H (mm)	Code	Price (\$)
<b>Asymmetrical tables – 24" D</b>  	<i>Full-height modesty panel. 1 grommet.</i>			
			<b>Surface</b>	<b>R1</b>
			54"/24"	39 1/8" (992 mm)
			48"/24"	33 3/8" (843 mm)
			42"/24"	27 1/4" (692 mm)
			36"/24"	21 3/8" (543 mm)
		30"/24"	15 1/2" (394 mm)	
	54 x 24 x 29	1350 x 600 x 735	<b>41NN-AT245418_</b>	<b>862</b>
	48 x 24 x 29	1200 x 600 x 735	<b>41NN-AT244818_</b>	<b>823</b>
	42 x 24 x 29	1050 x 600 x 735	<b>41NN-AT244218_</b>	<b>782</b>
	36 x 24 x 29	900 x 600 x 735	<b>41NN-AT243618_</b>	<b>743</b>
	30 x 24 x 29	750 x 600 x 735	<b>41NN-AT243018_</b>	<b>703</b>


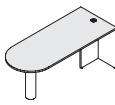
**Specify panel legs (B, C).**

	W x D x H (in)	W x D x H (mm)	Code	Price (\$)
<b>Asymmetrical tables – 24" D</b>  	<i>Full-height modesty panel. 1 grommet.</i>			
			<b>Surface</b>	<b>R1</b>
			54"/24"	39 1/8" (992 mm)
			48"/24"	33 3/8" (843 mm)
			42"/24"	27 1/4" (692 mm)
			36"/24"	21 3/8" (543 mm)
		30"/24"	15 1/2" (394 mm)	
	54 x 24 x 29	1350 x 600 x 735	<b>41NN-AT185424_</b>	<b>862</b>
	48 x 24 x 29	1200 x 600 x 735	<b>41NN-AT184824_</b>	<b>823</b>
	42 x 24 x 29	1050 x 600 x 735	<b>41NN-AT184224_</b>	<b>782</b>
	36 x 24 x 29	900 x 600 x 735	<b>41NN-AT183624_</b>	<b>743</b>
	30 x 24 x 29	750 x 600 x 735	<b>41NN-AT183024_</b>	<b>703</b>


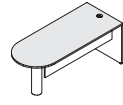
**Specify panel legs (B, C).**

	W x D x H (in)	W x D x H (mm)	Code	Price (\$)
<b>D-shaped surfaces</b>  	<i>Black steel leg. Must be attached to a work surface. Order LGC-BAR for any surface wider than 60", refer to page 119.</i>			
	72 x 36 x 29	1800 x 900 x 735	<b>41NN-BU3672</b>	<b>960</b>
	72 x 30 x 29	1800 x 750 x 735	<b>41NN-BU3072</b>	<b>883</b>
	66 x 30 x 29	1650 x 750 x 735	<b>41NN-BU3066</b>	<b>837</b>
	60 x 30 x 29	1500 x 750 x 735	<b>41NN-BU3060</b>	<b>799</b>
	66 x 24 x 29	1650 x 600 x 735	<b>41NN-BU2466</b>	<b>767</b>
	60 x 24 x 29	1500 x 600 x 735	<b>41NN-BU2460</b>	<b>713</b>
	48 x 24 x 29	1200 x 600 x 735	<b>41NN-BU2448</b>	<b>674</b>



Packaged in 2 boxes.

	W x D x H (in)	W x D x H (mm)	Code	Price (\$)
<b>D-shaped surfaces</b>  	<i>Black steel leg. 1 grommet. Must be attached to another surface.</i>			
	72 x 36 x 29	1800 x 900 x 735	<b>41NN-BT3672</b>	<b>1,108</b>
	72 x 30 x 29	1800 x 750 x 735	<b>41NN-BT3072</b>	<b>1,046</b>
	66 x 30 x 29	1650 x 750 x 735	<b>41NN-BT3066</b>	<b>1,001</b>
	60 x 30 x 29	1500 x 750 x 735	<b>41NN-BT3060</b>	<b>960</b>
	66 x 24 x 29	1650 x 600 x 735	<b>41NN-BT2466</b>	<b>923</b>
	60 x 24 x 29	1500 x 600 x 735	<b>41NN-BT2460</b>	<b>867</b>
	48 x 24 x 29	1200 x 600 x 735	<b>41NN-BT2448</b>	<b>829</b>


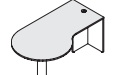
Packaged in 2 boxes.

	W x D x H (in)	W x D x H (mm)	Code	Price (\$)
<b>D-shaped surfaces</b>  	<i>Reversible modesty panel. Black steel leg. 1 grommet. Must be attached to another surface.</i>			
	72 x 36 x 29	1800 x 900 x 735	<b>41NN-BTM3672</b>	<b>1,248</b>
	72 x 30 x 29	1800 x 750 x 735	<b>41NN-BTM3072</b>	<b>1,172</b>
	66 x 30 x 29	1650 x 750 x 735	<b>41NN-BTM3066</b>	<b>1,124</b>
	60 x 30 x 29	1500 x 750 x 735	<b>41NN-BTM3060</b>	<b>1,076</b>


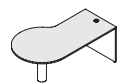
Packaged in 2 boxes.

	W x D x H (in)	W x D x H (mm)	Code	Price (\$)
<b>Left P-shaped surfaces</b>  	<i>Black steel leg. 1 grommet. Must be attached to another surface.</i>			
	72 x 42 x 29	1800 x 1050 x 735	<b>41NN-PT3072</b>	<b>1,256</b>
	66 x 42 x 29	1650 x 1050 x 735	<b>41NN-PT3066</b>	<b>1,225</b>
	60 x 42 x 29	1500 x 1050 x 735	<b>41NN-PT3060</b>	<b>1,185</b>


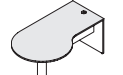
Packaged in 2 boxes.

	W x D x H (in)	W x D x H (mm)	Code	Price (\$)
<b>Right P-shaped surfaces</b>  	<i>Black steel leg. 1 grommet. Must be attached to another surface.</i>			
	72 x 42 x 29	1800 x 1050 x 735	<b>41NN-3072PT</b>	<b>1,256</b>
	66 x 42 x 29	1650 x 1050 x 735	<b>41NN-3066PT</b>	<b>1,225</b>
	60 x 42 x 29	1500 x 1050 x 735	<b>41NN-3060PT</b>	<b>1,185</b>


Packaged in 2 boxes.

	W x D x H (in)	W x D x H (mm)	Code	Price (\$)
<b>Left P-shaped surfaces</b>  	<i>Modesty panel. Black steel leg. 1 grommet. Must be attached to another surface.</i>			
	72 x 42 x 29	1800 x 1050 x 735	<b>41NN-PTM3072</b>	<b>1,331</b>
	66 x 42 x 29	1650 x 1050 x 735	<b>41NN-PTM3066</b>	<b>1,303</b>
	60 x 42 x 29	1500 x 1050 x 735	<b>41NN-PTM3060</b>	<b>1,271</b>

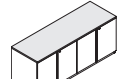
Packaged in 2 boxes.

	W x D x H (in)	W x D x H (mm)	Code	Price (\$)
<b>Right P-shaped surfaces</b>  	<i>Modesty panel. Black steel leg. 1 grommet. Must be attached to another surface.</i>			
	72 x 42 x 29	1800 x 1050 x 735	<b>41NN-3072PTM</b>	<b>1,331</b>
	66 x 42 x 29	1650 x 1050 x 735	<b>41NN-3066PTM</b>	<b>1,303</b>
	60 x 42 x 29	1500 x 1050 x 735	<b>41NN-3060PTM</b>	<b>1,271</b>

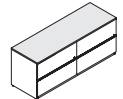
Packaged in 2 boxes.

	W x D x H (in)	W x D x H (mm)	Code	Price (\$)
<b>Lateral file / bookcase credenzas</b> 	<i>2 file drawers with suspension bars. Bookcase unit with doors and adjustable shelf. Locks.</i>			
	72 x 24 x 29	1800 x 600 x 735	<b>41_N-LF2472B</b>	<b>2,317</b>
	72 x 20 x 29	1800 x 500 x 735	<b>41_N-LF2072B</b>	<b>2,155</b>

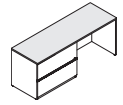
**Specify the handle code (X, Y, L).**

	W x D x H (in)	W x D x H (mm)	Code	Price (\$)
<b>Bookcase credenzas</b> 	<i>Storage unit with doors and adjustable shelves. Locks.</i>			
	72 x 24 x 29	1800 x 600 x 735	<b>41_N-B2472B</b>	<b>2,100</b>
	72 x 20 x 29	1800 x 500 x 735	<b>41_N-B2072B</b>	<b>1,937</b>

**Specify the handle code (X, Y, L).**

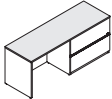
	W x D x H (in)	W x D x H (mm)	Code	Price (\$)
<b>Lateral file credenzas</b> 	<i>4 file drawers with suspension bars. Locks. Optional counterweights to meet BIFMA standards, refer to page 119.</i>			
	72 x 24 x 29	1800 x 600 x 735	<b>41_N-LF2472LF</b>	<b>2,560</b>
	72 x 20 x 29	1800 x 500 x 735	<b>41_N-LF2072LF</b>	<b>2,395</b>

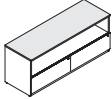
**Specify the handle code (X, Y, L).**

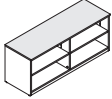
	W x D x H (in)	W x D x H (mm)	Code	Price (\$)
<b>Left lateral file credenzas</b> 	<i>2 file drawers on left with suspension bars. Lock. Grommet on back.</i>			
	72 x 24 x 29	1800 x 600 x 735	<b>41_N-LF2472S</b>	<b>1,912</b>
	66 x 24 x 29	1650 x 600 x 735	<b>41_N-LF2466S</b>	<b>1,837</b>
	60 x 24 x 29	1500 x 600 x 735	<b>41_N-LF2460S</b>	<b>1,759</b>
	72 x 20 x 29	1800 x 500 x 735	<b>41_N-LF2072S</b>	<b>1,759</b>
	66 x 20 x 29	1650 x 500 x 735	<b>41_N-LF2066S</b>	<b>1,671</b>
	60 x 20 x 29	1500 x 500 x 735	<b>41_N-LF2060S</b>	<b>1,637</b>

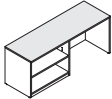
**Specify the handle code (X, Y, L).**

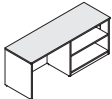


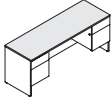
	W x D x H (in)	W x D x H (mm)	Code	Price (\$)
<b>Right lateral file credenzas</b>	<i>2 file drawers on right with suspension bars. Lock. Grommet on back.</i>			
	72 x 24 x 29	1800 x 600 x 735	41_N-S2472LF	1,912
	66 x 24 x 29	1650 x 600 x 735	41_N-S2466LF	1,837
	60 x 24 x 29	1500 x 600 x 735	41_N-S2460LF	1,759
	72 x 20 x 29	1800 x 500 x 735	41_N-S2072LF	1,759
	66 x 20 x 29	1650 x 500 x 735	41_N-S2066LF	1,671
	60 x 20 x 29	1500 x 500 x 735	41_N-S2060LF	1,637
	<b>Specify the handle code (X, Y, L).</b>			

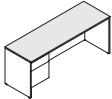
	W x D x H (in)	W x D x H (mm)	Code	Price (\$)
<b>Lateral file credenzas</b>	<i>Open space on top and 2 file drawers on bottom with suspension bars. Locks. Grommet on back. Optional counterweights to meet BIFMA standards, refer to page 119.</i>			
	72 x 24 x 29	1800 x 600 x 735	41_N-SLF2472	1,852
	72 x 20 x 29	1800 x 500 x 735	41_N-SLF2072	1,671
	<b>Specify the handle code (X, Y, L).</b>			

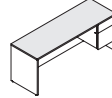
	W x D x H (in)	W x D x H (mm)	Code	Price (\$)
<b>Open bookcase credenzas</b>	<i>1 adjustable shelf on each side.</i>			
	72 x 24 x 29	1800 x 600 x 735	41NN-BE2472BE	1,605
	72 x 20 x 29	1800 x 500 x 735	41NN-BE2072BE	1,524

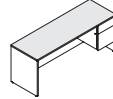
	W x D x H (in)	W x D x H (mm)	Code	Price (\$)
<b>Left open bookcase credenzas</b>	<i>Adjustable shelf. Full-height modesty panel. Grommet on back.</i>			
	72 x 24 x 29	1800 x 600 x 735	41NN-BE2472S	1,479
	72 x 20 x 29	1800 x 500 x 735	41NN-BE2072S	1,396

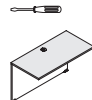
	W x D x H (in)	W x D x H (mm)	Code	Price (\$)
<b>Right open bookcase credenzas</b>	<i>Adjustable shelf. Full-height modesty panel. Grommet on back.</i>			
	72 x 24 x 29	1800 x 600 x 735	41NN-S2472BE	1,479
	72 x 20 x 29	1800 x 500 x 735	41NN-S2072BE	1,396


	W x D x H (in)	W x D x H (mm)	Code	Price (\$)
<b>Double pedestal credenzas</b>	<i>2 pedestals with locks, 2 box drawers and 2 file drawers with suspension bars. Pencil tray. Grommet on back.</i>			
	72 x 24 x 29	1800 x 600 x 735	41_N-F2472F	1,837
	66 x 24 x 29	1650 x 600 x 735	41_N-F2466F	1,805
	60 x 24 x 29	1500 x 600 x 735	41_N-F2460F	1,776
	72 x 20 x 29	1800 x 500 x 735	41_N-F2072F	1,671
	66 x 20 x 29	1650 x 500 x 735	41_N-F2066F	1,643
	60 x 20 x 29	1500 x 500 x 735	41_N-F2060F	1,612
	<i>2 full-height pedestals option.</i>			
	72 x 24 x 29	1800 x 600 x 735	41_N-UF2472FF	2,223
	66 x 24 x 29	1650 x 600 x 735	41_N-UF2466FF	2,190
	60 x 24 x 29	1500 x 600 x 735	41_N-UF2460FF	2,160
	72 x 20 x 29	1800 x 500 x 735	41_N-UF2072FF	2,056
	66 x 20 x 29	1650 x 500 x 735	41_N-UF2066FF	2,029
	60 x 20 x 29	1500 x 500 x 735	41_N-UF2060FF	1,998
	<b>Specify the handle code (X, Y, N).</b>			


	W x D x H (in)	W x D x H (mm)	Code	Price (\$)
<b>Left single pedestal credenzas</b>	<i>1 pedestal on left with lock, 1 box drawer and 1 file drawer with suspension bar. Pencil tray. Grommet on back.</i>			
	72 x 24 x 29	1800 x 600 x 735	41_N-F2472S	1,403
	66 x 24 x 29	1650 x 600 x 735	41_N-F2466S	1,371
	60 x 24 x 29	1500 x 600 x 735	41_N-F2460S	1,341
	72 x 20 x 29	1800 x 500 x 735	41_N-F2072S	1,305
	66 x 20 x 29	1650 x 500 x 735	41_N-F2066S	1,277
	60 x 20 x 29	1500 x 500 x 735	41_N-F2060S	1,248
	<b>Specify the handle code (X, Y, N).</b>			


	W x D x H (in)	W x D x H (mm)	Code	Price (\$)
<b>Left single pedestal credenzas (cont'd)</b>	<i>Full-height pedestal option.</i>			
	72 x 24 x 29	1800 x 600 x 735	41_N-UF2472S	1,596
	66 x 24 x 29	1650 x 600 x 735	41_N-UF2466S	1,564
	60 x 24 x 29	1500 x 600 x 735	41_N-UF2460S	1,535
	72 x 20 x 29	1800 x 500 x 735	41_N-UF2072S	1,497
	66 x 20 x 29	1650 x 500 x 735	41_N-UF2066S	1,469
	60 x 20 x 29	1500 x 500 x 735	41_N-UF2060S	1,441
	<b>Specify the handle code (X, Y, N).</b>			

	W x D x H (in)	W x D x H (mm)	Code	Price (\$)
<b>Right single pedestal credenzas</b>	<i>1 pedestal on right with lock, 1 box drawer and 1 file drawer with suspension bar. Pencil tray. Grommet on back.</i>			
	72 x 24 x 29	1800 x 600 x 735	41_N-S2472F	1,403
	66 x 24 x 29	1650 x 600 x 735	41_N-S2466F	1,371
	60 x 24 x 29	1500 x 600 x 735	41_N-S2460F	1,341
	72 x 20 x 29	1800 x 500 x 735	41_N-S2072F	1,305
	66 x 20 x 29	1650 x 500 x 735	41_N-S2066F	1,277
	60 x 20 x 29	1500 x 500 x 735	41_N-S2060F	1,248
	<i>Full-height pedestal option.</i>			
	72 x 24 x 29	1800 x 600 x 735	41_N-S2472UF	1,596
	66 x 24 x 29	1650 x 600 x 735	41_N-S2466UF	1,564
	60 x 24 x 29	1500 x 600 x 735	41_N-S2460UF	1,535
	72 x 20 x 29	1800 x 500 x 735	41_N-S2072UF	1,497
	66 x 20 x 29	1650 x 500 x 735	41_N-S2066UF	1,469
	60 x 20 x 29	1500 x 500 x 735	41_N-S2060UF	1,441
	<b>Specify the handle code (X, Y, N).</b>			

	W x D x H (in)	W x D x H (mm)	Code	Price (\$)
<b>Bridge-returns</b>	<i>Full-height modesty panel. 1 grommet.</i>			
	48 x 24 x 29	1200 x 600 x 735	41NN-BR2448	519
	42 x 24 x 29	1050 x 600 x 735	41NN-BR2442	490
	36 x 24 x 29	900 x 600 x 735	41NN-BR2436	458
	48 x 20 x 29	1200 x 500 x 735	41NN-BR2048	471
	42 x 20 x 29	1050 x 500 x 735	41NN-BR2042	441
	36 x 20 x 29	900 x 500 x 735	41NN-BR2036	411

	W x D x H (in)	W x D x H (mm)	Code	Price (\$)
<b>Return shells</b>	<i>Reversible. 1 grommet. Can accommodate 1 pedestal.</i>			
	48 x 24 x 29	1200 x 600 x 735	41NN-R2448S	596
	42 x 24 x 29	1050 x 600 x 735	41NN-R2442S	558
	48 x 20 x 29	1200 x 500 x 735	41NN-R2048S	541
	42 x 20 x 29	1050 x 500 x 735	41NN-R2042S	505

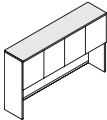
	W x D x H (in)	W x D x H (mm)	Code	Price (\$)
<b>Left executive returns</b>	<i>1 pedestal on left with lock, 1 box drawer and 1 file drawer with suspension bar. Pencil tray. Grommet.</i>			
	48 x 24 x 29	1200 x 600 x 735	41_N-F2448R	1,147
	42 x 24 x 29	1050 x 600 x 735	41_N-F2442R	1,084
	48 x 20 x 29	1200 x 500 x 735	41_N-F2048R	1,094
	42 x 20 x 29	1050 x 500 x 735	41_N-F2042R	1,060
	<i>Full-height pedestal option.</i>			
	48 x 24 x 29	1200 x 600 x 735	41_N-UF2448R	1,340
	42 x 24 x 29	1050 x 600 x 735	41_N-UF2442R	1,278
	48 x 20 x 29	1200 x 500 x 735	41_N-UF2048R	1,286
	42 x 20 x 29	1050 x 500 x 735	41_N-UF2042R	1,254
	<b>Specify the handle code (X, Y, N).</b>			

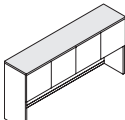
	W x D x H (in)	W x D x H (mm)	Code	Price (\$)
<b>Right executive returns</b>	<i>1 pedestal on right with lock, 1 box drawer and 1 file drawer with suspension bar. Pencil tray. Grommet.</i>			
	48 x 24 x 29	1200 x 600 x 735	41_N-R2448F	1,147
	42 x 24 x 29	1050 x 600 x 735	41_N-R2442F	1,084
	48 x 20 x 29	1200 x 500 x 735	41_N-R2048F	1,094
	42 x 20 x 29	1050 x 500 x 735	41_N-R2042F	1,060
	<b>Specify the handle code (X, Y, N).</b>			

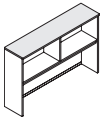


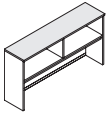
	W x D x H (in)	W x D x H (mm)	Code	Price (\$)
<b>Right executive returns (cont'd)</b>	<i>Full-height pedestal option.</i>			
	48 x 24 x 29	1200 x 600 x 735	<b>41_N-R2448UF</b>	<b>1,340</b>
	42 x 24 x 29	1050 x 600 x 735	<b>41_N-R2442UF</b>	<b>1,278</b>
	48 x 20 x 29	1200 x 500 x 735	<b>41_N-R2048UF</b>	<b>1,286</b>
	42 x 20 x 29	1050 x 500 x 735	<b>41_N-R2042UF</b>	<b>1,254</b>

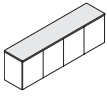
Specify the handle code (X, Y, N).

	W x D x H (in)	W x D x H (mm)	Code	Price (\$)
<b>Hutches with doors – 44" H</b>	<i>Clearance: 21½". Grommet. Full-width wire access. Can accommodate a tackboard, refer to page 117.</i>			
	84 x 16 x 44	2100 x 400 x 1099	<b>41NN-E844416P</b>	<b>1,837</b>
	78 x 16 x 44	1950 x 400 x 1099	<b>41NN-E784416P</b>	<b>1,759</b>
	72 x 16 x 44	1800 x 400 x 1099	<b>41NN-E724416P</b>	<b>1,671</b>
	66 x 16 x 44	1650 x 400 x 1099	<b>41NN-E664416P</b>	<b>1,596</b>
	60 x 16 x 44	1500 x 400 x 1099	<b>41NN-E604416P</b>	<b>1,517</b>
84" to 60": 4 doors 54" to 48": 3 doors 42" to 36": 2 doors	54 x 16 x 44	1350 x 400 x 1099	<b>41NN-E544416P</b>	<b>1,433</b>
	48 x 16 x 44	1200 x 400 x 1099	<b>41NN-E484416P</b>	<b>1,357</b>
	42 x 16 x 44	1050 x 400 x 1099	<b>41NN-E424416P</b>	<b>1,278</b>
	36 x 16 x 44	900 x 400 x 1099	<b>41NN-E364416P</b>	<b>1,201</b>

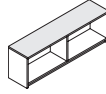
	W x D x H (in)	W x D x H (mm)	Code	Price (\$)
<b>Hutches with doors – 36" H</b>	<i>Clearance: 17½". Grommet. Full-width wire access. Can accommodate a tackboard, refer to page 117.</i>			
	84 x 16 x 36	2100 x 400 x 900	<b>41NN-E843616P</b>	<b>1,671</b>
	78 x 16 x 36	1950 x 400 x 900	<b>41NN-E783616P</b>	<b>1,596</b>
	72 x 16 x 36	1800 x 400 x 900	<b>41NN-E723616P</b>	<b>1,517</b>
	66 x 16 x 36	1650 x 400 x 900	<b>41NN-E663616P</b>	<b>1,433</b>
	60 x 16 x 36	1500 x 400 x 900	<b>41NN-E603616P</b>	<b>1,357</b>
84" to 60": 4 doors 54" to 48": 3 doors 42" to 36": 2 doors	54 x 16 x 36	1350 x 400 x 900	<b>41NN-E543616P</b>	<b>1,278</b>
	48 x 16 x 36	1200 x 400 x 900	<b>41NN-E483616P</b>	<b>1,201</b>
	42 x 16 x 36	1050 x 400 x 900	<b>41NN-E423616P</b>	<b>1,116</b>
	36 x 16 x 36	900 x 400 x 900	<b>41NN-E363616P</b>	<b>1,038</b>


	W x D x H (in)	W x D x H (mm)	Code	Price (\$)
<b>Open hutches – 44" H</b>	<i>Clearance: 21½". Grommet. Full-width wire access. Can accommodate a tackboard, refer to page 117.</i>			
	84 x 16 x 44	2100 x 400 x 1099	<b>41NN-E844416</b>	<b>1,517</b>
	78 x 16 x 44	1950 x 400 x 1099	<b>41NN-E784416</b>	<b>1,433</b>
	72 x 16 x 44	1800 x 400 x 1099	<b>41NN-E724416</b>	<b>1,357</b>
	66 x 16 x 44	1650 x 400 x 1099	<b>41NN-E664416</b>	<b>1,278</b>
	60 x 16 x 44	1500 x 400 x 1099	<b>41NN-E604416</b>	<b>1,201</b>
	54 x 16 x 44	1350 x 400 x 1099	<b>41NN-E544416</b>	<b>1,116</b>
	48 x 16 x 44	1200 x 400 x 1099	<b>41NN-E484416</b>	<b>1,038</b>
	42 x 16 x 44	1050 x 400 x 1099	<b>41NN-E424416</b>	<b>960</b>
	36 x 16 x 44	900 x 400 x 1099	<b>41NN-E364416</b>	<b>877</b>

	W x D x H (in)	W x D x H (mm)	Code	Price (\$)
<b>Open hutches – 36" H</b>	<i>Clearance: 17½". Grommet. Full-width wire access. Can accommodate a tackboard, refer to page 117.</i>			
	84 x 16 x 36	2100 x 400 x 900	<b>41NN-E843616</b>	<b>1,357</b>
	78 x 16 x 36	1950 x 400 x 900	<b>41NN-E783616</b>	<b>1,278</b>
	72 x 16 x 36	1800 x 400 x 900	<b>41NN-E723616</b>	<b>1,201</b>
	66 x 16 x 36	1650 x 400 x 900	<b>41NN-E663616</b>	<b>1,116</b>
	60 x 16 x 36	1500 x 400 x 900	<b>41NN-E603616</b>	<b>1,038</b>
	54 x 16 x 36	1350 x 400 x 900	<b>41NN-E543616</b>	<b>960</b>
	48 x 16 x 36	1200 x 400 x 900	<b>41NN-E483616</b>	<b>877</b>
	42 x 16 x 36	1050 x 400 x 900	<b>41NN-E423616</b>	<b>799</b>
	36 x 16 x 36	900 x 400 x 900	<b>41NN-E363616</b>	<b>723</b>


	W x D x H (in)	W x D x H (mm)	Code	Price (\$)
<b>Wall-mounted hutches with doors – 22" H</b>	<i>Hanger bar included for wall-mount installation. Can accommodate a tackboard, refer to page 117.</i>			
	84 x 16 x 22	2100 x 400 x 553	<b>41NN-EM842216P</b>	<b>1,712</b>
	78 x 16 x 22	1950 x 400 x 553	<b>41NN-EM782216P</b>	<b>1,637</b>
	72 x 16 x 22	1800 x 400 x 553	<b>41NN-EM722216P</b>	<b>1,559</b>
	66 x 16 x 22	1650 x 400 x 553	<b>41NN-EM662216P</b>	<b>1,479</b>
84" to 60": 4 doors 54" to 48": 3 doors 42" to 36": 2 doors	60 x 16 x 22	1500 x 400 x 553	<b>41NN-EM602216P</b>	<b>1,396</b>

	W x D x H (in)	W x D x H (mm)	Code	Price (\$)
<b>Wall-mounted hutches with doors – 22" H (cont'd)</b>	54 x 16 x 22	1350 x 400 x 553	<b>41NN-EM542216P</b>	<b>1,318</b>
	48 x 16 x 22	1200 x 400 x 553	<b>41NN-EM482216P</b>	<b>1,239</b>
	42 x 16 x 22	1050 x 400 x 553	<b>41NN-EM422216P</b>	<b>1,155</b>
	36 x 16 x 22	900 x 400 x 553	<b>41NN-EM362216P</b>	<b>1,076</b>


	W x D x H (in)	W x D x H (mm)	Code	Price (\$)
<b>Wall-mounted open hutches – 22" H</b>	<i>Hanger bar included for wall-mount installation. Can accommodate a tackboard, refer to page 117.</i>			
	84 x 16 x 22	2100 x 400 x 553	<b>41NN-EM842216</b>	<b>1,396</b>
	78 x 16 x 22	1950 x 400 x 553	<b>41NN-EM782216</b>	<b>1,318</b>
	72 x 16 x 22	1800 x 400 x 553	<b>41NN-EM722216</b>	<b>1,239</b>
	66 x 16 x 22	1650 x 400 x 553	<b>41NN-EM662216</b>	<b>1,155</b>
	60 x 16 x 22	1500 x 400 x 553	<b>41NN-EM602216</b>	<b>1,076</b>
	54 x 16 x 22	1350 x 400 x 553	<b>41NN-EM542216</b>	<b>1,001</b>
	48 x 16 x 22	1200 x 400 x 553	<b>41NN-EM482216</b>	<b>914</b>
	42 x 16 x 22	1050 x 400 x 553	<b>41NN-EM422216</b>	<b>837</b>
	36 x 16 x 22	900 x 400 x 553	<b>41NN-EM362216</b>	<b>761</b>

	W x D x H (in)	W x D x H (mm)	Code	Price (\$)
<b>Lateral file units</b>	<i>2 file drawers with suspension bars. Lock. Optional counterweight to meet BIFMA standards, refer to page 119.</i>			
	36 x 24 x 29	900 x 600 x 735	<b>41_N-2436LF</b>	<b>1,396</b>
	30 x 24 x 29	750 x 600 x 735	<b>41_N-2430LF</b>	<b>1,331</b>
	36 x 20 x 29	900 x 500 x 735	<b>41_N-2036LF</b>	<b>1,341</b>
	30 x 20 x 29	750 x 500 x 735	<b>41_N-2030LF</b>	<b>1,278</b>


Specify the handle code (X, Y, L).

	W x D x H (in)	W x D x H (mm)	Code	Price (\$)
<b>Bookcase units with doors</b>	<i>Adjustable shelf. Lock.</i>			
	36 x 24 x 29	900 x 600 x 735	<b>41_N-2436B</b>	<b>1,201</b>
	30 x 24 x 29	750 x 600 x 735	<b>41_N-2430B</b>	<b>1,131</b>
	36 x 20 x 29	900 x 500 x 735	<b>41_N-2036B</b>	<b>1,147</b>
	30 x 20 x 29	750 x 500 x 735	<b>41_N-2030B</b>	<b>1,084</b>


Specify the handle code (X, Y, L).

	W x D x H (in)	W x D x H (mm)	Code	Price (\$)
<b>Combined pedestals</b>	<i>2 box drawers, 2 file drawers with suspension bars. Lock. Pencil tray.</i>			
	36 x 24 x 29	900 x 600 x 735	<b>41_N-2436CO</b>	<b>1,665</b>
	36 x 20 x 29	900 x 500 x 735	<b>41_N-2036CO</b>	<b>1,619</b>


Specify the handle code (X, Y, L).

	W x D x H (in)	W x D x H (mm)	Code	Price (\$)
<b>Combined pedestals</b>	<i>2 box drawers, 2 file drawers with suspension bars. Lock. Pencil tray.</i>			
	36 x 24 x 29	900 x 600 x 735	<b>41_N-C02436</b>	<b>1,665</b>
	36 x 20 x 29	900 x 500 x 735	<b>41_N-C02036</b>	<b>1,619</b>


Specify the handle code (X, Y, L).

	W x D x H (in)	W x D x H (mm)	Code	Price (\$)
<b>Modular lateral files</b>	<i>2 file drawers with suspension bars. Lock. Must be installed under a work surface. 1 tone only.</i>			
	36 x 18 x 28	898 x 448 x 711	<b>4N_N-1836LFL</b>	<b>1,239</b>
	30 x 18 x 28	748 x 448 x 711	<b>4N_N-1830LFL</b>	<b>1,172</b>

Specify the handle code (X, Y, L).

	W x D x H (in)	W x D x H (mm)	Code	Price (\$)
<b>Modular combined pedestal</b>	<i>2 box drawers on left, 2 file drawers with suspension bars. Lock. Pencil tray. Must be installed under a work surface. 1 tone only.</i>			
	36 x 18 x 28	898 x 448 x 711	<b>4N_N-1836COL</b>	<b>1,590</b>

Specify the handle code (X, Y, L).

	W x D x H (in)	W x D x H (mm)	Code	Price (\$)
<b>Modular combined pedestal</b>	<i>2 box drawers on right, 2 file drawers with suspension bars. Lock. Pencil tray. Must be installed under a work surface. 1 tone only.</i>			
	36 x 18 x 28	898 x 448 x 711	<b>4N_N-C01836L</b>	<b>1,590</b>

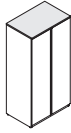
Specify the handle code (X, Y, L).



	W x D x H (in)	W x D x H (mm)	Code	Price (\$)
<b>Modular bookcases with doors</b>	<i>Adjustable shelf. Lock. Must be installed under a work surface. 1 tone only.</i>			
	36 x 18 x 28	898 x 448 x 711	41_N-1836BL	1,116
	30 x 18 x 28	748 x 448 x 711	41_N-1830BL	1,054
	<b>Specify the handle code (X, Y, L).</b>			



	W x D x H (in)	W x D x H (mm)	Code	Price (\$)
<b>Storage or wardrobe units</b>	<i>3 adjustable shelves and 1 full-width fixed shelf. Full-width clothes hanger bar. 73" H storage unit matches the height of a credenza with a 44" H hutch. 65" H storage unit matches the height of a credenza with a 36" H hutch.</i>			
	36 x 24 x 73	900 x 600 x 1834	41_N-243673B	2,114
	36 x 20 x 73	900 x 500 x 1834	41_N-203673B	1,951
	36 x 24 x 65	900 x 600 x 1635	41_N-243665B	1,951
	36 x 20 x 65	900 x 500 x 1635	41_N-203665B	1,797
	<b>Specify the handle code (X, Y, L).</b>			



	W x D x H (in)	W x D x H (mm)	Code	Price (\$)
<b>Storage or wardrobe units</b>	<i>3 adjustable shelves and 1 full-width fixed shelf. Full-width clothes hanger bar. 73" H storage unit matches the height of a credenza with a 44" H hutch. 65" H storage unit matches the height of a credenza with a 36" H hutch.</i>			
	24 x 24 x 73	600 x 600 x 1834	41_N-242473BR	1,712
	24 x 24 x 73	600 x 600 x 1834	41_N-242473BL	1,712
	24 x 20 x 73	600 x 500 x 1834	41_N-202473BR	1,637
	24 x 20 x 73	600 x 500 x 1834	41_N-202473BL	1,637
	24 x 24 x 65	600 x 600 x 1635	41_N-242465BR	1,637
	24 x 24 x 65	600 x 600 x 1635	41_N-242465BL	1,637
	24 x 20 x 65	600 x 500 x 1635	41_N-202465BR	1,559
	24 x 20 x 65	600 x 500 x 1635	41_N-202465BL	1,559
	<b>Specify the handle code (X, Y, L).</b>			

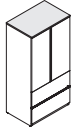


Open right (BR)

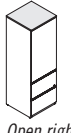


Open left (BL)

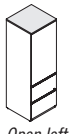
	W x D x H (in)	W x D x H (mm)	Code	Price (\$)
<b>Storage units with lateral file</b>	<i>2 adjustable shelves. 2 file drawers with suspension bars. Lock on drawers. 73" H storage matches the height of a credenza with a 44" H hutch. 65" H storage unit matches the height of a credenza with a 36" H hutch.</i>			
	36 x 24 x 73	900 x 600 x 1834	41_N-243673LFB	2,560
	36 x 20 x 73	900 x 500 x 1834	41_N-203673LFB	2,395
	36 x 24 x 65	900 x 600 x 1635	41_N-243665LFB	2,453
	36 x 20 x 65	900 x 500 x 1635	41_N-203665LFB	2,301
	<b>Specify the handle code (X, Y, L).</b>			



	W x D x H (in)	W x D x H (mm)	Code	Price (\$)
<b>Storage units with lateral file</b>	<i>Reversible door. 2 adjustable shelves. 2 file drawers with suspension bars. Lock on drawers. 73" H storage unit matches the height of a credenza with a 44" H hutch. 65" H storage unit matches the height of a credenza with a 36" H hutch.</i>			
	24 x 24 x 73	600 x 600 x 1834	41_N-242473FBR	2,170
	24 x 24 x 73	600 x 600 x 1834	41_N-242473FBL	2,170
	24 x 20 x 73	600 x 500 x 1834	41_N-202473FBR	2,014
	24 x 20 x 73	600 x 600 x 1834	41_N-202473FBL	2,014
	24 x 24 x 65	600 x 600 x 1635	41_N-242465FBR	2,091
	24 x 24 x 65	600 x 600 x 1635	41_N-242465FBL	2,091
	24 x 20 x 65	600 x 500 x 1635	41_N-202465FBR	1,931
	24 x 20 x 65	600 x 600 x 1635	41_N-202465FBL	1,931
	<b>Specify the handle code (X, Y, L).</b>			

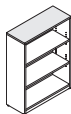
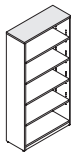


Open right (FBR)



Open left (FBL)

	W x D x H (in)	W x D x H (mm)	Code	Price (\$)
<b>Open bookcases</b>	<i>4 adjustable shelves.</i>			
	36 x 14 x 73	900 x 350 x 1834	41NN-B367314	1,201
	36 x 14 x 65	900 x 350 x 1635	41NN-B366514	1,076
	<i>2 adjustable shelves.</i>			
	36 x 14 x 48	900 x 350 x 1200	41NN-B364814	960
	<i>Additional shelf.</i>			
	34 x 13 x 1	846 x 325 x 25	41NN-TB3614.1E	162



	W x D x H (in)	W x D x H (mm)	Code	Price (\$)
<b>Corner open bookcases</b>	<i>4 adjustable shelves.</i>			
	24 x 24 x 73	600 x 600 x 1834	41NN-B242473	1,278
	20 x 20 x 73	500 x 500 x 1834	41NN-B202073	1,201
	24 x 24 x 65	600 x 600 x 1635	41NN-B242465	1,201
	20 x 20 x 65	500 x 500 x 1635	41NN-B202065	1,116



	W x D x H (in)	W x D x H (mm)	Code	Price (\$)
<b>Corner open bookcases</b>	<i>1 adjustable shelf.</i>			
	24 x 24 x 29	600 x 600 x 735	41NN-B242429	799
	20 x 20 x 29	500 x 500 x 735	41NN-B202029	723



	W x D x H (in)	W x D x H (mm)	Code	Price (\$)
<b>Mobile pedestals</b>	<i>2 box drawers, 1 file drawer with suspension bar. Pencil tray. Brakes on front casters. Lock. Fits under a work surface. 1 tone only.</i>			
	15 x 23 x 27 1/8	390 x 575 x 689	4N_N-MP1523UF	1,172
	15 x 18 x 27 1/8	390 x 450 x 689	4N_N-MP1518UF	1,094
	<b>Specify the handle code (X, Y, L).</b>			



	W x D x H (in)	W x D x H (mm)	Code	Price (\$)
<b>Mobile pedestal</b>	<i>2 file drawers with suspension bars. Brakes on front casters. Lock. Fits under a work surface. 1 tone only.</i>			
	15 x 23 x 27 1/8	390 x 575 x 689	4N_N-MP1523FF	1,116
	<b>Specify the handle code (X, Y, L).</b>			



	W x D x H (in)	W x D x H (mm)	Code	Price (\$)
<b>Mobile pedestals</b>	<i>1 box drawer and 1 file drawer with suspension bar. Pencil tray. Brakes on front casters. Lock. Fits under a work surface. 1 tone only.</i>			
	15 x 23 x 20 3/4	390 x 575 x 527	4N_N-MP1523F	1,076
	15 x 18 x 20 3/4	390 x 450 x 527	4N_N-MP1518F	1,038
	<b>Specify the handle code (X, Y, L).</b>			



	W x D x H (in)	W x D x H (mm)	Code	Price (\$)
<b>Modular pedestal</b>	<i>2 box drawers, 1 file drawer with suspension bar. Pencil tray. Lock. Must be installed under work surface. 1 tone only.</i>			
	15 x 18 x 28	388 x 448 x 711	4N_N-P1518UFL	1,013
	<b>Specify the handle code (X, Y, L).</b>			



	W x D x H (in)	W x D x H (mm)	Code	Price (\$)
<b>Modular pedestal</b>	<i>2 file drawers with suspension bars. Lock. Must be installed under a work surface. 1 tone only.</i>			
	15 x 18 x 28	388 x 448 x 711	4N_N-P1518FFL	976
	<b>Specify the handle code (X, Y, L).</b>			



	W x D x H (in)	W x D x H (mm)	Code	Price (\$)
<b>Hanging pedestal</b>	<i>1 box drawer and 1 file drawer with suspension bar. Pencil tray. Lock. Must be installed under a work surface de travail. 1 tone only.</i>			
	15 x 17 1/2 x 19 1/4	388 x 448 x 489	4N_N-F	890
	<b>Specify the handle code (X, Y, L).</b>			



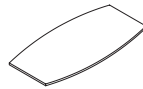
	W x D x H (in)	W x D x H (mm)	Code	Price (\$)
<b>Round tops</b>	<i>Conference tables.</i>			
	36 x 36 x 1 1/2	900 x 900 x 38	45NN-R36	479
	42 x 42 x 1 1/2	1050 x 1050 x 38	45NN-R42	660
	48 x 48 x 1 1/2	1200 x 1200 x 38	45NN-R48	729



	W x D x H (in)	W x D x H (mm)	Code	Price (\$)
<b>Rectangular tops</b>	<i>Conference tables.</i>			
	72 x 36 x 1 1/2	1800 x 900 x 38	45NN-REC72	807
	96 x 48 x 1 1/2	2400 x 1200 x 38	45NN-REC96	1,155






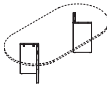











	W x D x H (in)	W x D x H (mm)	Code	Price (\$)
<b>Boat-shape tops</b>	<i>Conference tables. 120" and 144" tops are in two pieces.</i>			
	96 x 48 x 1 1/2	2400 x 1200 x 38	45NN-B96	1,284
	120 x 48 x 1 1/2	3000 x 1200 x 38	45NN-B120	1,612
	144 x 48 x 1 1/2	3600 x 1200 x 38	45NN-B144	1,692



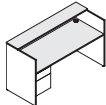

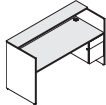





	W x D x H (in)	W x D x H (mm)	Code	Price (\$)
<b>Racetrack tops</b>	<i>Conference tables. 120" and 144" tops are in two pieces.</i>			
	72 x 36 x 1 1/2	1800 x 900 x 38	45NN-RT72	936
	96 x 48 x 1 1/2	2400 x 1200 x 38	45NN-RT96	1,284
	120 x 48 x 1 1/2	3000 x 1200 x 38	45NN-RT120	1,612
	144 x 48 x 1 1/2	3600 x 1200 x 38	45NN-RT144	1,692





	W x D x H (in)	W x D x H (mm)	Code	Price (\$)
<b>Cross bases</b>	<i>1½" thermofused laminate.</i>			
	22 x 22 x 28	555 x 555 x 710	<b>LGC-CR22</b>	<b>512</b>
	27 x 27 x 28	680 x 680 x 710	<b>LGC-CR27</b>	<b>567</b>
	33 x 33 x 28	825 x 825 x 710	<b>LGC-CR33</b>	<b>643</b>
<b>V-bases</b>	<i>1½" thermofused laminate.</i>			
	18 x 18 x 28	450 x 450 x 710	<b>LGC-2V18</b>	(pair) <b>816</b>
				
<b>Drum base</b>	18 x 18 x 28	460 x 460 x 710	<b>LGC-DB19</b>	 <b>1,201</b>
				
<b>Leg</b>	<i>Black steel leg.</i>			
	6 x 6 x 28	150 x 150 x 710	<b>LGC-TL NNN</b>	(each) <b>381</b>
				
<b>Printer table</b>	<i>1 height adjustable sliding shelf. Grommet on modesty panel.</i>			
	30 x 24 x 29	750 x 600 x 735	<b>41NN-2430PS</b>	<b>960</b>
<b>Coffee table</b>	22 x 22 x 18	550 x 550 x 450	<b>41NN-ST222218</b>	<b>519</b>
				
				
<b>Magazine table</b>	48 x 22 x 18	1200 x 550 x 450	<b>41NN-ST224818</b>	<b>558</b>
				
				
<b>Mobile serving carts</b>	<i>1 sliding shelf, 1 box drawer. Pencil tray. 1 door. 1 shelf.</i>			
	20 x 21 x 36	500 x 520 x 900	<b>41_N-MS212036</b>	<b>1,248</b>
	<b>Specify the handle code (X, Y, L).</b>			
	<i>1 sliding shelf, 2 box drawers. Pencil tray. 2 doors. 2 shelves.</i>			
	36 x 21 x 36	900 x 520 x 900	<b>41_N-MS213636</b>	<b>1,937</b>
	<b>Specify the handle code (X, Y, L).</b>			

	W x D x H (in)	W x D x H (mm)	Code	Price (\$)
<b>Marker board</b>	<i>Non-magnetic surface for use with dry-erase markers. Eraser tray along bottom of board. Inside face of doors covered in natural cork. Hooks for paper pad. 180° hinges.</i>			
	54 x 5 x 41¼	1368 x 130 x 1049	<b>41_N-VBX4054</b>	<b>2,001</b>
	<b>Specify the handle code (X, Y, L).</b>			
<b>Lectern</b>	<i>1 fixed shelf. 1 grommet. 4 casters, 2 with brakes.</i>			
	24 x 18 x 44	600 x 450 x 1112	<b>41NN-LC181844</b>	<b>1,116</b>
<b>Right reception desks</b>	<i>Desk with pedestal on left, 1 box drawer and 1 file drawer with suspension bar. Lock. Pencil tray. 2 grommets. Full-height modesty panel.</i>			
	72 x 30 x 42	1800 x 750 x 1050	<b>41_N-GF3072S</b>	<b>2,078</b>
	<b>Specify the handle code (X, Y, N).</b>			
	<i>Right return with pedestal on right, 1 box drawer and 1 file drawer with suspension bar. Lock. Pencil tray. 1 grommet. Full-height modesty panel.</i>			
	48 x 24 x 42	1200 x 600 x 1050	<b>41_N-GR2448F</b>	<b>1,357</b>
	42 x 24 x 42	1050 x 600 x 1050	<b>41_N-GR2442F</b>	<b>1,326</b>
	<b>Specify the handle code (X, Y, N).</b>			
<b>Left reception desks</b>	<i>Desk with pedestal on right, 1 box drawer and 1 file drawer with suspension bar. Lock. Pencil tray. 2 grommets. Full-height modesty panel.</i>			
	72 x 30 x 42	1800 x 750 x 1050	<b>41_N-GS3072F</b>	<b>2,078</b>
	<b>Specify the handle code (X, Y, N).</b>			
	<i>Left return with pedestal on left, 1 box drawer and 1 file drawer with suspension bar. Lock. Pencil tray. 1 grommet. Full-height modesty panel.</i>			
	48 x 24 x 42	1200 x 600 x 1050	<b>41_N-GF2448R</b>	<b>1,357</b>
	42 x 24 x 42	1050 x 600 x 1050	<b>41_N-GF2442R</b>	<b>1,326</b>
	<b>Specify the handle code (X, Y, N).</b>			
<b>Additional legs</b>	<i>1 full leg. For AT, DT and CM tables.</i>			
	30 x 1 x 27½	750 x 25 x 698	<b>4NNN-L30</b>	<b>209</b>
	24 x 1 x 27½	600 x 25 x 698	<b>4NNN-L24</b>	<b>195</b>
	20 x 1 x 27½	500 x 25 x 698	<b>4NNN-L20</b>	<b>178</b>
<b>Additional legs</b>	<i>1 recessed leg. For AT, DT and CM tables.</i>			
	13 x 1 x 27½	340 x 25 x 698	<b>4NNN-L12</b>	<b>162</b>

BASE OPTIONS / QUANTITY

	Top Lengths	LGC-CR22	LGC-CR27	LGC-CR33	LGC-2V18	LGC-DB19	LGC-TL*
<b>36" DEPTH</b>	36"	1				1	4
	72"	2			1	2	4
<b>42" DEPTH</b>	42"		1				4
<b>48" DEPTH</b>	48"			1			4
	96"			2	1	2	4
	120"			3	1+1 CR33	3	6
	144"			3	1+1 CR33	3	6

\* Not compatible with round tops.

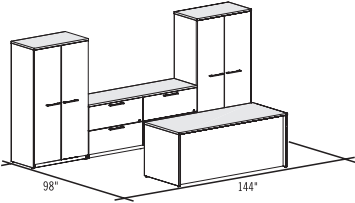
 = QUICKSHIP PROGRAM

 = ASSEMBLY REQUIRED



# SUGGESTIONS

## 41\_N-PLAN01



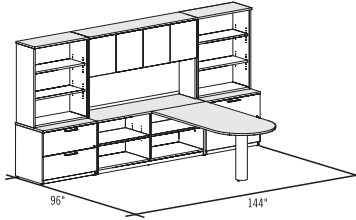
Plan shown in Concept 400E Flyer:

**QS41YN-PLAN01** **\$7,477**

- 1 QS41YN-F3072S
- 1 QS41YN-LF2072LF
- 2 QS41YN-203665B

Imperia pull (Y).

## 41\_N-PLAN06



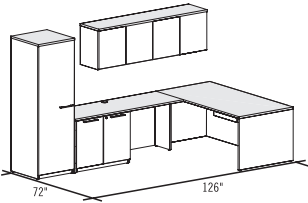
Plan shown in Concept 400E Flyer:

**QS41XN-PLAN06** **\$8,951**

- 1 QS41NN-BU3672
- 1 QS41NN-BE2472BE
- 2 QS41XN-2436LF
- 2 QSM1NN-EB364416
- 1 QS41NN-E724416P

Suasa pull (X).

## 41\_N-PLAN02



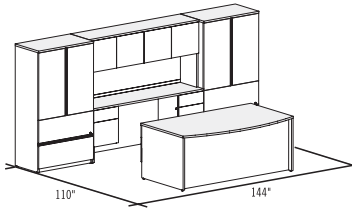
Plan shown in Concept 400E Flyer:

**QS41YN-PLAN02** **\$6,364**

- 1 QS41NN-TDM3072
- 1 QS41NN-DT2472B
- 1 QS4NYN-1836BL
- 1 QS41YN-242473BL
- 1 QS41NN-EM722216P
- 1 QSLGC-DR20M

Imperia pull (Y).

## 41\_N-PLAN07

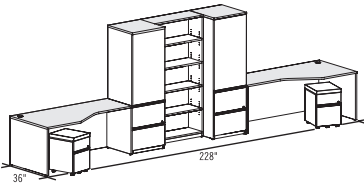


Not shown in Concept 400E Flyer:

**QS41\_N-PLAN07** **\$10,082**

- 1 QS41\_N-F4272FA
- 1 QS41\_N-F2072F
- 1 QS41NN-E723616P
- 2 QS41\_N-203665LFB

## 41\_N-PLAN03



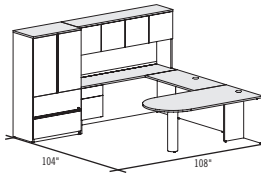
Plan shown in Concept 400E Flyer:

**QS41LN-PLAN03** **\$13,366**

- 1 QS41NN-CM367224A
- 1 QS41NN-CM723624A
- 2 QS4NLN-MP1518F
- 2 QSLGC-CU1518
- 1 QS41LN-242473FBR
- 1 QS41LN-242473FBL
- 1 QS41NN-B367314
- 2 QSLGC-SUP2ECPLS

Linear pull (L).

## 41\_N-PLAN08

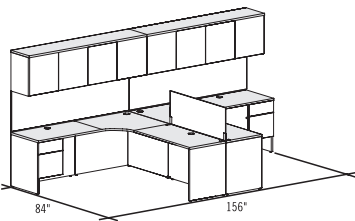


Not shown in Concept 400E Flyer:

**QS41\_N-PLAN08** **\$6,753**

- 1 QS41NN-BT3672
- 1 QS41NN-BR2448
- 1 QS41\_N-F2072S
- 1 QS41NN-E723616P
- 1 QS41\_N-203665LFB

## 41\_N-PLAN04



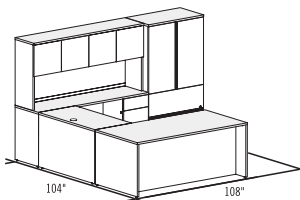
Plan shown in Concept 400E Flyer:

**QS41LN-PLAN04** **\$10,426**

- 1 QS41LN-F2442R
- 2 QS41NN-CM3624D
- 2 QS41NN-R2448S
- 1 QS41LN-R2442F
- 2 QS41NN-EM782216P
- 2 QSLGC-TK7821M
- 1 QSCNNN-SCT4818

Linear pull (L).

## 41\_N-PLAN09

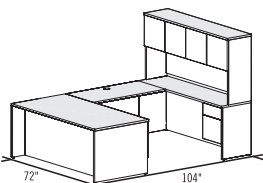


Not shown in Concept 400E Flyer:

**QS41\_N-PLAN09** **\$7,201**

- 1 QS41\_N-F3672S
- 1 QS41NN-BR2448
- 1 QS41\_N-S2072F
- 1 QS41NN-E723616P
- 1 QS41\_N-203665LFB

## 41\_N-PLAN05



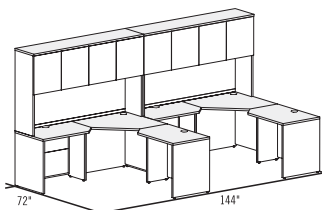
Plan shown in Concept 400E Flyer:

**QS41LN-PLAN05** **\$4,901**

- 1 QS41LN-F3672S
- 1 QS41NN-BR2448
- 1 QS41LN-S2072F
- 1 QS41NN-E723616P

Linear pull (L).

## 41\_N-PLAN10



Not shown in Concept 400E Flyer:

**QS41\_N-PLAN10** **\$9,607**

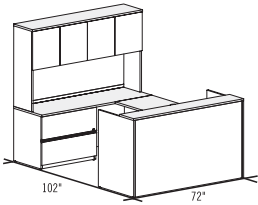
- 2 QS41NN-CM3618S
- 2 QS41NN-AT243618B
- 2 QS41NN-AT183624B
- 2 QS41NN-E723616P
- 2 QS4N\_N-F





# SUGGESTIONS

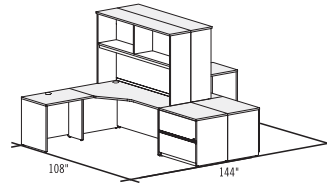
## 41\_N-PLAN11



Not shown in Concept 400E Flyer:

<b>QS41_N-PLAN11</b>	<b>\$6,186</b>
1 QS41_N-GS3072F	
1 QS41NN-BR2448	
1 QS41_N-LF2472S	
1 QS41NN-E724416P	

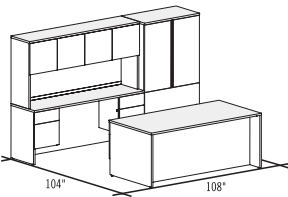
## 41\_N-PLAN14



Not shown in Concept 400E Flyer:

<b>QS41_N-PLAN14</b>	<b>\$9,607</b>
1 QS41NN-CM367224A	
1 QS41NN-CM723624A	
2 QS41NN-DT2436B	
2 QS41NN-E724416	
2 QS41_N-2436LF	

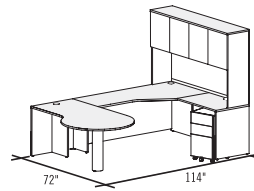
## 41\_N-PLAN12



Not shown in Concept 400E Flyer:

<b>QS41_N-PLAN12</b>	<b>\$7,432</b>
1 QS41_N-F3672F	
1 QS41_N-F2072F	
1 QS41NN-E723616P	
1 QS41_N-203665LFB	

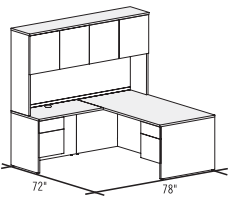
## 41\_N-PLAN15



Not shown in Concept 400E Flyer:

<b>QS41_N-PLAN15</b>	<b>\$6,076</b>
1 QS41NN-PT3072	
1 QS41NN-CM723624B	
1 QS41NN-DT2436B	
1 QS41NN-E724416P	
1 QS4N_N-MP1518UF	


## 41\_N-PLAN13



Not shown in Concept 400E Flyer:

<b>QS41_N-PLAN13</b>	<b>\$4,402</b>
1 QS41_N-S3672F	
1 QS41_N-F2442R	
1 QS41NN-E784416P	

### TYPICAL WOOD GRAIN DIRECTION FOR CONCEPT 400E:





## LACASSE'S CONCEPT 300 IS A FURNITURE COLLECTION OF OUTSTANDING VALUE

This collection combines function, quality and durability. Find everything you need to create a small touch-down office or any large high-performance work environments! The shapes and components of Concept 300 are true values and thanks to its design, Concept 300 will remain timeless over the years. Concept 300 offers a vast portfolio of products and is the best quality / price furniture solution built under the Lacasse seal of quality!

### GENERAL SPECIFICATIONS

#### CONSTRUCTION

Casegoods are made of particleboard panels finished on both sides with mar-resistant high-performance thermofused laminate (45 lbs/ft<sup>3</sup>), also called TFL.

#### EDGEBANDING

Most Concept 300 components are finished with a 1/16" (1,5 mm) ABS smooth edging. All edges are finished.

#### DRAWERS AND DOORS

All drawers are built for trouble-free performance;

- Black full extension ball bearing suspensions.
- 100 lbs (45 kg) load capacity for box and file drawers.
- 150 lbs (68 kg) load capacity for lateral file drawers.
- PVC top rails on lateral file drawers for hanging folders.
- Standard interlock system where required.

Doors on storage furniture;

- 120° hinges on doors.

#### HANDLES

Two choices of metal handles available in Silver finish: Square (E) or Round (F).


#### LOCKS

Silver cam locks are standard on drawers and storage furniture. In case of a product with a multiple drawer configuration, the lock controls all drawers. A key-alike option is also available upon request (contact Groupe Lacasse Customer Service).

#### LEVELERS

Levelers allow up to 1" (25 mm) height adjustment.

#### UNASSEMBLED ITEMS

Products delivered unassembled are identified by a pictogram. 

#### DIMENSIONS

Metric dimensions are exact; imperial dimensions are nominal (unless otherwise specified).

### TECHNICAL FEATURES

- Most of the 29" H (735 mm) products from the Concept 300 collection have a 1" (27 mm) recessed back panel which allows the furniture to be installed against a wall with a power outlet.
- On low-profile credenzas, desks and returns, the recessed full-height back panel overlaps the exterior side panels.
- Drawer fronts of 29" H (735 mm) storage units and doors of hutches have a non-continuous horizontal wood grain direction.

#### PEDESTAL WITH INNER DRAWERS

Pedestal with full-height front concealing a box drawer with pencil tray and a file drawer with suspension bar.



#### DESKS

- Modesty panels on desks are recessed 6" (150 mm); except modesty panels on bow front desks with metal pedestals which are recessed 9" (225 mm).
- Desks have a 3/4 height modesty panel which overlaps the exterior side panels, except furniture with low-profile pedestals.
- To change to a full-height modesty panel, specify .4 at the end of the product code and add a \$74 list upcharge.

#### TABLES AND CREDENZAS

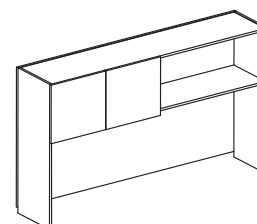
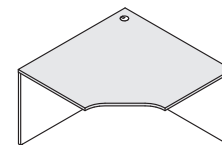
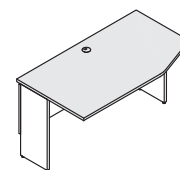
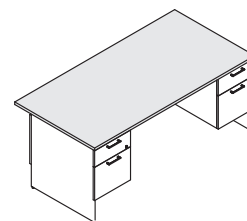
- Back panels are recessed 1" (27 mm).
- Products have a 3/4 height modesty panel which overlaps the exterior side panels.
- Full-width or recessed leg panels on DT tables must be specified in left- or right-hand side version.
- To change to a full-height back panel, specify .4 at the end of the product code and add a \$74 list upcharge.

#### CORNER MODELS

- Symmetrical corner module: Full-height side panels. The corner module must be attached to another work surface on each side.
- Extended corner module: The 3/4 height back panel overlaps the extended portion of the module and is recessed 1" (27 mm).

#### HUTCHES

- Hutches have a back panel which overlaps the exterior side panels.
- All hutches are equipped at work surface height with a full-width access to accommodate electrical wires.
- A regular grommet (round and black) is also provided on the back panel of the hutch to accommodate an optional task light unit.
- Clearance under hutches range from 18 5/8" to 26 1/2" (473 to 673 mm) depending on the model.






**EDGEBANDING**

Furniture with 1" (25 mm) thick tops.

**N Edge**



Smooth, 1/16" (1,5 mm) thick edge.

The N edge is matched with the finish specified for the surface.

**HANDLES**

Two choices of metal handles available in Silver finish:



**E – Square, Silver**



**F – Round, Silver**

**LEG**



**V – Round, Silver**

**CODIFICATION**

Series	Options		
	Thickness	Edgbanding	Handles
3	1 Thermofused laminate 1"	N Smooth edge	E Square, Silver F Round, Silver

**LACASSE QUICKSHIP PROGRAM\***

Products and suggested layouts identified by this pictogram are part of the Lacasse quick delivery program.

Please refer to page 3 for complete program details.

\* Due to current market conditions, always refer to our Lead-Time Guide for a confirmation of our current Lacasse QuickShip lead-times.



	W x D x H (in)	W x D x H (mm)	Code	All Laminate (\$)
<b>DESKS</b>				
<b>Double pedestal desks</b>	<i>2 pedestals with locks. 2 box drawers and 2 file drawers with suspension bars. Pencil tray. Recessed 3/4 height modesty panel.</i>			
	72 x 36 x 29	1800 x 900 x 735	31N_-F3672F	1,844
	72 x 30 x 29	1800 x 750 x 735	31N_-F3072F	1,783
	66 x 30 x 29	1650 x 750 x 735	31N_-F3066F	1,704
	60 x 30 x 29	1500 x 750 x 735	31N_-F3060F	1,643
	Specify the handle code (E, F).			
<b>Double pedestal desks – inner drawers</b>	<i>2 pedestals with locks. Pedestals with full-height fronts concealing 2 box drawers and 2 file drawers with suspension bars. Pencil tray. Recessed 3/4 height modesty panel.</i>			
	72 x 36 x 29	1800 x 900 x 735	31N_-IF3672IF	1,682
	72 x 30 x 29	1800 x 750 x 735	31N_-IF3072IF	1,619
	66 x 30 x 29	1650 x 750 x 735	31N_-IF3066IF	1,550
	60 x 30 x 29	1500 x 750 x 735	31N_-IF3060IF	1,479
	Specify the handle code (E, F).			
<b>Double pedestal desks – low profile</b>	<i>2 pedestals with locks. 2 box drawers and 3 file drawers with suspension bars. Pencil tray. Recessed, full-height modesty panel.</i>			
	72 x 36 x 29	1800 x 900 x 735	31N_-UF3672FF	2,285
	72 x 30 x 29	1800 x 750 x 735	31N_-UF3072FF	2,208
	66 x 30 x 29	1650 x 750 x 735	31N_-UF3066FF	2,145
	60 x 30 x 29	1500 x 750 x 735	31N_-UF3060FF	2,084
	Specify the handle code (E, F).			
<b>Left single pedestal desks</b>	<i>1 pedestal on left with lock. 1 box drawer and 1 file drawer with suspension bar. Pencil tray. Recessed 3/4 height modesty panel.</i>			
	72 x 36 x 29	1800 x 900 x 735	31N_-F3672S	1,389
	72 x 30 x 29	1800 x 750 x 735	31N_-F3072S	1,312
	66 x 30 x 29	1650 x 750 x 735	31N_-F3066S	1,248
	60 x 30 x 29	1500 x 750 x 735	31N_-F3060S	1,185
	48 x 30 x 29	1200 x 750 x 735	31N_-F3048S	1,100
	Specify the handle code (E, F).			

	W x D x H (in)	W x D x H (mm)	Code	All Laminate (\$)
<b>Right single pedestal desks</b>	<i>1 pedestal on right with lock. 1 box drawer and 1 file drawer with suspension bar. Pencil tray. Recessed 3/4 height modesty panel.</i>			
	72 x 36 x 29	1800 x 900 x 735	31N_-S3672F	1,389
	72 x 30 x 29	1800 x 750 x 735	31N_-S3072F	1,312
	66 x 30 x 29	1650 x 750 x 735	31N_-S3066F	1,248
	60 x 30 x 29	1500 x 750 x 735	31N_-S3060F	1,185
	48 x 30 x 29	1200 x 750 x 735	31N_-S3048F	1,100
	Specify the handle code (E, F).			
<b>Left single pedestal desks – inner drawers</b>	<i>1 pedestal on left with lock. Pedestal with full-height front concealing 1 box drawer and 1 file drawer with suspension bar. Pencil tray. Recessed 3/4 height modesty panel.</i>			
	72 x 36 x 29	1800 x 900 x 735	31N_-IF3672S	1,233
	72 x 30 x 29	1800 x 750 x 735	31N_-IF3072S	1,164
	66 x 30 x 29	1650 x 750 x 735	31N_-IF3066S	1,108
	60 x 30 x 29	1500 x 750 x 735	31N_-IF3060S	1,046
	48 x 30 x 29	1200 x 750 x 735	31N_-IF3048S	960
	Specify the handle code (E, F).			
<b>Right single pedestal desks – inner drawers</b>	<i>1 pedestal on right with lock. Pedestal with full-height front concealing 1 box drawer and 1 file drawer with suspension bar. Pencil tray. Recessed 3/4 height modesty panel.</i>			
	72 x 36 x 29	1800 x 900 x 735	31N_-S3672IF	1,233
	72 x 30 x 29	1800 x 750 x 735	31N_-S3072IF	1,164
	66 x 30 x 29	1650 x 750 x 735	31N_-S3066IF	1,108
	60 x 30 x 29	1500 x 750 x 735	31N_-S3060IF	1,046
	48 x 30 x 29	1200 x 750 x 735	31N_-S3048IF	960
	Specify the handle code (E, F).			
<b>Left single pedestal desks – low profile</b>	<i>1 pedestal on left with lock. 2 box drawers and 1 file drawer with suspension bar. Pencil tray. Recessed, full-height modesty panel.</i>			
	72 x 36 x 29	1800 x 900 x 735	31N_-UF3672S	1,637
	72 x 30 x 29	1800 x 750 x 735	31N_-UF3072S	1,572
	66 x 30 x 29	1650 x 750 x 735	31N_-UF3066S	1,504
	60 x 30 x 29	1500 x 750 x 735	31N_-UF3060S	1,433
	48 x 30 x 29	1200 x 750 x 735	31N_-UF3048S	1,331
	Specify the handle code (E, F).			



	W x D x H (in)	W x D x H (mm)	Code	All Laminate (\$)
<b>Right single pedestal desks – low profile</b>	<i>1 pedestal on right with lock. 2 box drawers and 1 file drawer with suspension bar. Pencil tray. Recessed, full-height modesty panel.</i>			
	72 x 36 x 29	1800 x 900 x 735	<b>31N_-S3672UF</b>	<b>1,637</b>
	72 x 30 x 29	1800 x 750 x 735	<b>31N_-S3072UF</b>	<b>1,572</b>
	66 x 30 x 29	1650 x 750 x 735	<b>31N_-S3066UF</b>	<b>1,504</b>
	60 x 30 x 29	1500 x 750 x 735	<b>31N_-S3060UF</b>	<b>1,433</b>
	48 x 30 x 29	1200 x 750 x 735	<b>31N_-S3048UF</b>	<b>1,331</b>
	<b>Specify the handle code (E, F).</b>			

	W x D x H (in)	W x D x H (mm)	Code	All Laminate (\$)
<b>Desk shells</b>	<i>Recessed 3/4 height modesty panel. Can accommodate 1 or 2 pedestals.</i>			
	72 x 36 x 29	1800 x 900 x 735	<b>31NN-S3672S</b>	<b>1,013</b>
	72 x 30 x 29	1800 x 750 x 735	<b>31NN-S3072S</b>	<b>976</b>
	66 x 30 x 29	1650 x 750 x 735	<b>31NN-S3066S</b>	<b>946</b>
	60 x 30 x 29	1500 x 750 x 735	<b>31NN-S3060S</b>	<b>899</b>
	48 x 30 x 29	1200 x 750 x 735	<b>31NN-S3048S</b>	<b>829</b>

	W x D x H (in)	W x D x H (mm)	Code	All Laminate (\$)
<b>Bow front desks</b>	<i>Recessed 3/4 height modesty panel. Can accommodate 1 or 2 pedestals.</i>			
	72 x 36 x 29	1800 x 900 x 735	<b>31NN-S3672SA</b>	<b>1,164</b>
	72 x 30 x 29	1800 x 750 x 735	<b>31NN-S3072SA</b>	<b>1,124</b>
	66 x 30 x 29	1650 x 750 x 735	<b>31NN-S3066SA</b>	<b>1,094</b>
	60 x 30 x 29	1500 x 750 x 735	<b>31NN-S3060SA</b>	<b>1,038</b>
	48 x 30 x 29	1200 x 750 x 735	<b>31NN-S3048SA</b>	<b>946</b>

**CORNER MODULES**

	W x D x H (in)	W x D x H (mm)	Code	All Laminate (\$)
<b>Corner modules</b>	<i>Full-height modesty panel. 1 grommet. Must be attached to another surface.</i>			
	48" x 48"	1200 x 1200	<b>31NN-CM4830S</b>	<b>1,076</b>
	42" x 42"	1050 x 1050	<b>31NN-CM4224S</b>	<b>946</b>
	36" x 36"	900 x 900	<b>31NN-CM3624S</b>	<b>862</b>
	36" x 36"	900 x 900	<b>31NN-CM3618S</b>	<b>862</b>

	W x D x H (in)	W x D x H (mm)	Code	All Laminate (\$)
<b>Left extended corner modules – 24" D</b>	<i>Recessed 3/4 height modesty panel on extended side. 1 grommet.</i>			
	72 x 36 x 29	1800 x 900 x 735	<b>31NN-CM723624_</b>	<b>1,124</b>
	66 x 36 x 29	1650 x 900 x 735	<b>31NN-CM663624_</b>	<b>1,054</b>
	<b>Specify panel legs (A, B).</b>			

	W x D x H (in)	W x D x H (mm)	Code	All Laminate (\$)
<b>Right extended corner modules – 24" D</b>	<i>Recessed 3/4 height modesty panel on extended side. 1 grommet.</i>			
	72 x 36 x 29	1800 x 900 x 735	<b>31NN-CM367224_</b>	<b>1,124</b>
	66 x 36 x 29	1650 x 900 x 735	<b>31NN-CM366624_</b>	<b>1,054</b>
	<b>Specify panel legs (A, B).</b>			

	W x D x H (in)	W x D x H (mm)	Code	All Laminate (\$)
<b>Left extended corner modules – 20" D</b>	<i>Recessed 3/4 height modesty panel on extended side. 1 grommet.</i>			
	72 x 36 x 29	1800 x 900 x 735	<b>31NN-CM723620_</b>	<b>1,124</b>
	66 x 36 x 29	1650 x 900 x 735	<b>31NN-CM663620_</b>	<b>1,054</b>
	<b>Specify panel legs (A, B).</b>			

	W x D x H (in)	W x D x H (mm)	Code	All Laminate (\$)
<b>Right extended corner modules – 20" D</b>	<i>Recessed 3/4 height modesty panel on extended side. 1 grommet.</i>			
	72 x 36 x 29	1800 x 900 x 735	<b>31NN-CM367220_</b>	<b>1,124</b>
	66 x 36 x 29	1650 x 900 x 735	<b>31NN-CM366620_</b>	<b>1,054</b>
	<b>Specify panel legs (A, B).</b>			

**TABLES**


	W x D x H (in)	W x D x H (mm)	Code	All Laminate (\$)
<b>Rectangular tables</b>	<i>Steel leg, silver. Must be attached to another work surface.</i>			
	72 x 36 x 29	1800 x 900 x 735	<b>31NN-RT3672</b>	<b>837</b>
	72 x 30 x 29	1800 x 750 x 735	<b>31NN-RT3072</b>	<b>791</b>
	66 x 30 x 29	1650 x 750 x 735	<b>31NN-RT3066</b>	<b>749</b>
	60 x 30 x 29	1500 x 750 x 735	<b>31NN-RT3060</b>	<b>723</b>
	66 x 24 x 29	1650 x 600 x 735	<b>31NN-RT2466</b>	<b>690</b>
	60 x 24 x 29	1500 x 600 x 735	<b>31NN-RT2460</b>	<b>660</b>
	48 x 24 x 29	1200 x 600 x 735	<b>31NN-RT2448</b>	<b>620</b>

	W x D x H (in)	W x D x H (mm)	Code	All Laminate (\$)
<b>Rectangular tables with laminate modesty panel</b>	<i>Reversible. Half-height laminate modesty panel. Steel leg, silver. Must be attached to another work surface.</i>			
	72 x 36 x 29	1800 x 900 x 735	<b>31NN-RTM3672</b>	<b>960</b>
	72 x 30 x 29	1800 x 750 x 735	<b>31NN-RTM3072</b>	<b>914</b>
	66 x 30 x 29	1650 x 750 x 735	<b>31NN-RTM3066</b>	<b>883</b>
	60 x 30 x 29	1500 x 750 x 735	<b>31NN-RTM3060</b>	<b>851</b>


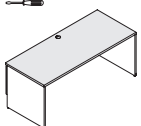
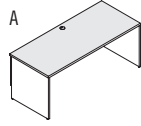
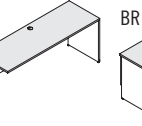
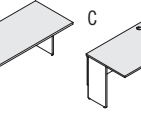
	W x D x H (in)	W x D x H (mm)	Code	All Laminate (\$)
<b>D-shaped tables</b>	<i>Steel leg, silver. Must be attached to another work surface.</i>			
	72 x 36 x 29	1800 x 900 x 735	<b>31NN-BT3672</b>	<b>969</b>
	72 x 30 x 29	1800 x 750 x 735	<b>31NN-BT3072</b>	<b>906</b>
	66 x 30 x 29	1650 x 750 x 735	<b>31NN-BT3066</b>	<b>862</b>
	60 x 30 x 29	1500 x 750 x 735	<b>31NN-BT3060</b>	<b>814</b>
	66 x 24 x 29	1650 x 600 x 735	<b>31NN-BT2466</b>	<b>749</b>
	60 x 24 x 29	1500 x 600 x 735	<b>31NN-BT2460</b>	<b>713</b>
	48 x 24 x 29	1200 x 600 x 735	<b>31NN-BT2448</b>	<b>674</b>

	W x D x H (in)	W x D x H (mm)	Code	All Laminate (\$)
<b>D-shaped tables with laminate modesty panel</b>	<i>Reversible. Half-height laminate modesty panel. Steel leg, silver. Must be attached to another work surface.</i>			
	72 x 36 x 29	1800 x 900 x 735	<b>31NN-BTM3672</b>	<b>1,100</b>
	72 x 30 x 29	1800 x 750 x 735	<b>31NN-BTM3072</b>	<b>1,038</b>
	66 x 30 x 29	1650 x 750 x 735	<b>31NN-BTM3066</b>	<b>982</b>
	60 x 30 x 29	1500 x 750 x 735	<b>31NN-BTM3060</b>	<b>936</b>


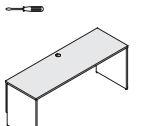
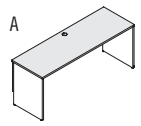
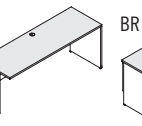
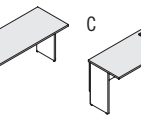
Packaged in 2 boxes.




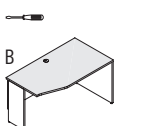
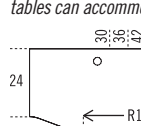


	W x D x H (in)	W x D x H (mm)	Code	All Laminate (\$)
<b>Rectangular tables – 30" D</b> 	<i>3/4 height modesty panel. 1 grommet. Can accommodate 1 or 2 pedestals.</i>			
				
	72 x 30 x 29	1800 x 750 x 735	<b>31NN-DT3072_</b>	<b>883</b>
	66 x 30 x 29	1650 x 750 x 735	<b>31NN-DT3066_</b>	<b>837</b>
	60 x 30 x 29	1500 x 750 x 735	<b>31NN-DT3060_</b>	<b>791</b>
	54 x 30 x 29	1350 x 750 x 735	<b>31NN-DT3054_</b>	<b>743</b>
	48 x 30 x 29	1200 x 750 x 735	<b>31NN-DT3048_</b>	<b>703</b>
	42 x 30 x 29	1050 x 750 x 735	<b>31NN-DT3042_</b>	<b>674</b>
	36 x 30 x 29	900 x 750 x 735	<b>31NN-DT3036_</b>	<b>636</b>
	30 x 30 x 29	750 x 750 x 735	<b>31NN-DT3030_</b>	<b>596</b>
24 x 30 x 29	600 x 750 x 735	<b>31NN-DT3024_</b>	<b>567</b>	


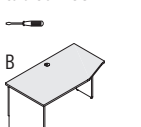
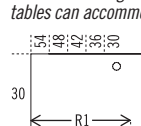
Specify panel legs (A, BL, BR, C).

	W x D x H (in)	W x D x H (mm)	Code	All Laminate (\$)
<b>Rectangular tables – 24" D</b> 	<i>3/4 height modesty panel. 1 grommet. Can accommodate 1 or 2 pedestals.</i>			
				
	72 x 24 x 29	1800 x 600 x 735	<b>31NN-DT2472_</b>	<b>851</b>
	66 x 24 x 29	1650 x 600 x 735	<b>31NN-DT2466_</b>	<b>799</b>
	60 x 24 x 29	1500 x 600 x 735	<b>31NN-DT2460_</b>	<b>749</b>
	54 x 24 x 29	1350 x 600 x 735	<b>31NN-DT2454_</b>	<b>713</b>
	48 x 24 x 29	1200 x 600 x 735	<b>31NN-DT2448_</b>	<b>674</b>
	42 x 24 x 29	1050 x 600 x 735	<b>31NN-DT2442_</b>	<b>636</b>
	36 x 24 x 29	900 x 600 x 735	<b>31NN-DT2436_</b>	<b>596</b>
	30 x 24 x 29	750 x 600 x 735	<b>31NN-DT2430_</b>	<b>567</b>
24 x 24 x 29	600 x 600 x 735	<b>31NN-DT2424_</b>	<b>535</b>	


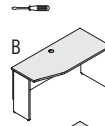
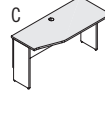
Specify panel legs (A, BL, BR, C).

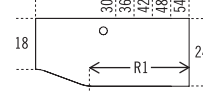
	W x D x H (in)	W x D x H (mm)	Code	All Laminate (\$)
<b>Left asymmetrical tables – 30" D</b> 	<i>Recessed 3/4 height modesty panel. 1 grommet. 42" to 54" (1050 to 1350 mm) tables can accommodate 1 pedestal.</i>			
				
	54 x 30 x 29	1350 x 750 x 735	<b>31NN-AT245430_</b>	<b>814</b>
	48 x 30 x 29	1200 x 750 x 735	<b>31NN-AT244830_</b>	<b>767</b>
	42 x 30 x 29	1050 x 750 x 735	<b>31NN-AT244230_</b>	<b>737</b>
	36 x 30 x 29	900 x 750 x 735	<b>31NN-AT243630_</b>	<b>703</b>
	30 x 30 x 29	750 x 750 x 735	<b>31NN-AT243030_</b>	<b>674</b>

Specify panel legs (B, C).

	W x D x H (in)	W x D x H (mm)	Code	All Laminate (\$)
<b>Right asymmetrical tables – 30" D</b> 	<i>Recessed 3/4 height modesty panel. 1 grommet. 42" to 54" (1050 to 1350 mm) tables can accommodate 1 pedestal.</i>			
				
	54 x 30 x 29	1350 x 750 x 735	<b>31NN-AT305424_</b>	<b>814</b>
	48 x 30 x 29	1200 x 750 x 735	<b>31NN-AT304824_</b>	<b>767</b>
	42 x 30 x 29	1050 x 750 x 735	<b>31NN-AT304224_</b>	<b>737</b>
	36 x 30 x 29	900 x 750 x 735	<b>31NN-AT303624_</b>	<b>703</b>
	30 x 30 x 29	750 x 750 x 735	<b>31NN-AT303024_</b>	<b>674</b>


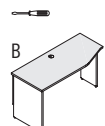
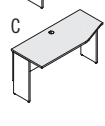
Specify panel legs (B, C).

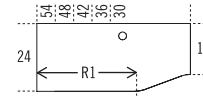
	W x D x H (in)	W x D x H (mm)	Code	All Laminate (\$)
<b>Left asymmetrical tables – 24" D</b> 	<i>Recessed 3/4 height modesty panel. 1 grommet. 42" to 54" (1050 to 1350 mm) tables can accommodate 1 pedestal.</i>			
				
	54 x 24 x 29	1350 x 600 x 735	<b>31NN-AT185424_</b>	<b>767</b>
	48 x 24 x 29	1200 x 600 x 735	<b>31NN-AT184824_</b>	<b>737</b>
	42 x 24 x 29	1050 x 600 x 735	<b>31NN-AT184224_</b>	<b>703</b>
	36 x 24 x 29	900 x 600 x 735	<b>31NN-AT183624_</b>	<b>674</b>
	30 x 24 x 29	750 x 600 x 735	<b>31NN-AT183024_</b>	<b>636</b>



Surface	R1
54"/24"	33" (836 mm)
48"/24"	27" (686 mm)
42"/24"	21 1/4" (536 mm)
36"/24"	15 1/4" (386 mm)
30"/24"	9 1/4" (236 mm)


Specify panel legs (B, C).


	W x D x H (in)	W x D x H (mm)	Code	All Laminate (\$)
<b>Right asymmetrical tables – 24" D</b> 	<i>Recessed 3/4 height modesty panel. 1 grommet. 42" to 54" (1050 to 1350 mm) tables can accommodate 1 pedestal.</i>			
				
	54 x 24 x 29	1350 x 600 x 735	<b>31NN-AT245418_</b>	<b>767</b>
	48 x 24 x 29	1200 x 600 x 735	<b>31NN-AT244818_</b>	<b>737</b>
	42 x 24 x 29	1050 x 600 x 735	<b>31NN-AT244218_</b>	<b>703</b>
	36 x 24 x 29	900 x 600 x 735	<b>31NN-AT243618_</b>	<b>674</b>
	30 x 24 x 29	750 x 600 x 735	<b>31NN-AT243018_</b>	<b>636</b>



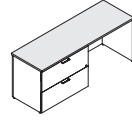
Surface	R1
54"/24"	33" (836 mm)
48"/24"	27" (686 mm)
42"/24"	21 1/4" (536 mm)
36"/24"	15 1/4" (386 mm)
30"/24"	9 1/4" (236 mm)

Specify panel legs (B, C).

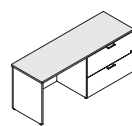
	W x D x H (in)	W x D x H (mm)	Code	All Laminate (\$)
<b>Additional full width legs</b> 	<i>1 tone only. L at the end of the code: left leg; R at the end of the code: right leg.</i>			
	30 x 1 x 27 1/2	706 x 25 x 698	<b>3NNN-L30L</b>	<b>209</b>
	30 x 1 x 27 1/2	706 x 25 x 698	<b>3NNN-L30R</b>	<b>209</b>
	24 x 1 x 27 1/2	556 x 25 x 698	<b>3NNN-L24L</b>	<b>195</b>
	24 x 1 x 27 1/2	556 x 25 x 698	<b>3NNN-L24R</b>	<b>195</b>
	20 x 1 x 27 1/2	456 x 25 x 698	<b>3NNN-L20L</b>	<b>178</b>
	20 x 1 x 27 1/2	456 x 25 x 698	<b>3NNN-L20R</b>	<b>178</b>

	W x D x H (in)	W x D x H (mm)	Code	All Laminate (\$)
<b>Additional recessed legs</b> 	<i>1 tone only. L at the end of the code: left leg; R at the end of the code: right leg.</i>			
	12 x 1 x 27 1/2	300 x 25 x 698	<b>3NNN-L12L</b>	<b>162</b>
	12 x 1 x 27 1/2	300 x 25 x 698	<b>3NNN-L12R</b>	<b>162</b>

**CREDENZAS**

	W x D x H (in)	W x D x H (mm)	Code	All Laminate (\$)
<b>Left lateral file credenzas</b> 	<i>2 file drawers on left with suspension bars. Lock. Recessed, full-height modesty panel.</i>			
	72 x 24 x 29	1800 x 600 x 735	<b>31N_-LF2472S</b>	<b>1,717</b>
	66 x 24 x 29	1650 x 600 x 735	<b>31N_-LF2466S</b>	<b>1,625</b>
	60 x 24 x 29	1500 x 600 x 735	<b>31N_-LF2460S</b>	<b>1,559</b>
	72 x 20 x 29	1800 x 500 x 735	<b>31N_-LF2072S</b>	<b>1,596</b>
	66 x 20 x 29	1650 x 500 x 735	<b>31N_-LF2066S</b>	<b>1,517</b>
	60 x 20 x 29	1500 x 500 x 735	<b>31N_-LF2060S</b>	<b>1,441</b>

Specify the handle code (E, F).

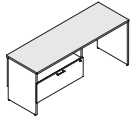
	W x D x H (in)	W x D x H (mm)	Code	All Laminate (\$)
<b>Right lateral file credenzas</b> 	<i>2 file drawers on right with suspension bars. Lock. Recessed, full-height modesty panel.</i>			
	72 x 24 x 29	1800 x 600 x 735	<b>31N_-S2472LF</b>	<b>1,717</b>
	66 x 24 x 29	1650 x 600 x 735	<b>31N_-S2466LF</b>	<b>1,625</b>
	60 x 24 x 29	1500 x 600 x 735	<b>31N_-S2460LF</b>	<b>1,559</b>
	72 x 20 x 29	1800 x 500 x 735	<b>31N_-S2072LF</b>	<b>1,596</b>
	66 x 20 x 29	1650 x 500 x 735	<b>31N_-S2066LF</b>	<b>1,517</b>
	60 x 20 x 29	1500 x 500 x 735	<b>31N_-S2060LF</b>	<b>1,441</b>

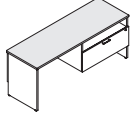
Specify the handle code (E, F).

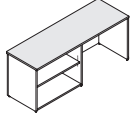
2-TONE LAMINATE APPLICATION: SHADED AREA CORRESPONDS TO THE FIRST CODE TO BE SPECIFIED. SECOND LAMINATE CODE WILL BE APPLIED TO THE REST OF THE PRODUCT.

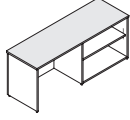
 = QUICKSHIP PROGRAM      = ASSEMBLY REQUIRED

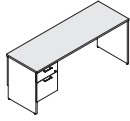


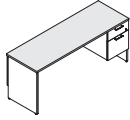
	W x D x H (in)	W x D x H (mm)	Code	All Laminate (\$)
<b>Left lateral file credenzas with open storage</b> 	<i>Open space and 1 file drawer with suspension bar on left. Lock. Recessed 3/4 height modesty panel.</i>			
	72 x 24 x 29	1800 x 600 x 735	31N_-SLF2472S	1,433
	66 x 24 x 29	1650 x 600 x 735	31N_-SLF2466S	1,379
	60 x 24 x 29	1500 x 600 x 735	31N_-SLF2460S	1,312
	72 x 20 x 29	1800 x 500 x 735	31N_-SLF2072S	1,341
	66 x 20 x 29	1650 x 500 x 735	31N_-SLF2066S	1,312
	60 x 20 x 29	1500 x 500 x 735	31N_-SLF2060S	1,278
<b>Specify the handle code (E, F).</b>				

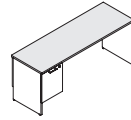
	W x D x H (in)	W x D x H (mm)	Code	All Laminate (\$)
<b>Right lateral file credenzas with open storage</b> 	<i>Open space and 1 file drawer with suspension bar on right. Lock. Recessed 3/4 height modesty panel.</i>			
	72 x 24 x 29	1800 x 600 x 735	31N_-S2472SLF	1,433
	66 x 24 x 29	1650 x 600 x 735	31N_-S2466SLF	1,379
	60 x 24 x 29	1500 x 600 x 735	31N_-S2460SLF	1,312
	72 x 20 x 29	1800 x 500 x 735	31N_-S2072SLF	1,341
	66 x 20 x 29	1650 x 500 x 735	31N_-S2066SLF	1,312
	60 x 20 x 29	1500 x 500 x 735	31N_-S2060SLF	1,278
<b>Specify the handle code (E, F).</b>				

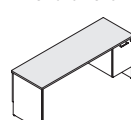
	W x D x H (in)	W x D x H (mm)	Code	All Laminate (\$)
<b>Left open bookcase credenzas</b> 	<i>Adjustable shelf. Recessed, full-height modesty panel.</i>			
	72 x 24 x 29	1800 x 600 x 735	31NN-BE2472S	1,418
	66 x 24 x 29	1650 x 600 x 735	31NN-BE2466S	1,389
	60 x 24 x 29	1500 x 600 x 735	31NN-BE2460S	1,357
	72 x 20 x 29	1800 x 500 x 735	31NN-BE2072S	1,331
	66 x 20 x 29	1650 x 500 x 735	31NN-BE2066S	1,303
	60 x 20 x 29	1500 x 500 x 735	31NN-BE2060S	1,271

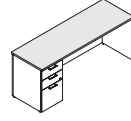
	W x D x H (in)	W x D x H (mm)	Code	All Laminate (\$)
<b>Right open bookcase credenzas</b> 	<i>Adjustable shelf. Recessed full-height modesty panel.</i>			
	72 x 24 x 29	1800 x 600 x 735	31NN-S2472BE	1,418
	66 x 24 x 29	1650 x 600 x 735	31NN-S2466BE	1,389
	60 x 24 x 29	1500 x 600 x 735	31NN-S2460BE	1,357
	72 x 20 x 29	1800 x 500 x 735	31NN-S2072BE	1,331
	66 x 20 x 29	1650 x 500 x 735	31NN-S2066BE	1,303
	60 x 20 x 29	1500 x 500 x 735	31NN-S2060BE	1,271

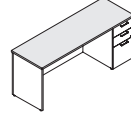
	W x D x H (in)	W x D x H (mm)	Code	All Laminate (\$)
<b>Left pedestal credenzas</b> 	<i>1 pedestal on left with lock. 1 box drawer and 1 file drawer with suspension bar. Pencil tray. Recessed 3/4 height modesty panel.</i>			
	72 x 24 x 29	1800 x 600 x 735	31N_-F2472S	1,225
	66 x 24 x 29	1650 x 600 x 735	31N_-F2466S	1,194
	60 x 24 x 29	1500 x 600 x 735	31N_-F2460S	1,164
	72 x 20 x 29	1800 x 500 x 735	31N_-F2072S	1,185
	66 x 20 x 29	1650 x 500 x 735	31N_-F2066S	1,155
	60 x 20 x 29	1500 x 500 x 735	31N_-F2060S	1,131
<b>Specify the handle code (E, F).</b>				

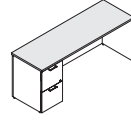
	W x D x H (in)	W x D x H (mm)	Code	All Laminate (\$)
<b>Right pedestal credenzas</b> 	<i>1 pedestal on right with lock. 1 box drawer and 1 file drawer with suspension bar. Pencil tray. Recessed 3/4 height modesty panel.</i>			
	72 x 24 x 29	1800 x 600 x 735	31N_-S2472F	1,225
	66 x 24 x 29	1650 x 600 x 735	31N_-S2466F	1,194
	60 x 24 x 29	1500 x 600 x 735	31N_-S2460F	1,164
	72 x 20 x 29	1800 x 500 x 735	31N_-S2072F	1,185
	66 x 20 x 29	1650 x 500 x 735	31N_-S2066F	1,155
	60 x 20 x 29	1500 x 500 x 735	31N_-S2060F	1,131
<b>Specify the handle code (E, F).</b>				

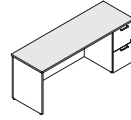
	W x D x H (in)	W x D x H (mm)	Code	All Laminate (\$)
<b>Left single pedestal credenzas – inner drawers</b> 	<i>1 pedestal on left with lock. Pedestal with full-height front concealing 1 box drawer and 1 file drawer with suspension bar. Pencil tray. Recessed 3/4 height modesty panel.</i>			
	72 x 24 x 29	1800 x 600 x 735	31N_-IF2472S	1,108
	66 x 24 x 29	1650 x 600 x 735	31N_-IF2466S	1,084
	60 x 24 x 29	1500 x 600 x 735	31N_-IF2460S	1,054
	72 x 20 x 29	1800 x 500 x 735	31N_-IF2072S	1,076
	66 x 20 x 29	1650 x 500 x 735	31N_-IF2066S	1,046
	60 x 20 x 29	1500 x 500 x 735	31N_-IF2060S	1,030
<b>Specify the handle code (E, F).</b>				

	W x D x H (in)	W x D x H (mm)	Code	All Laminate (\$)
<b>Right single pedestal credenzas – inner drawers</b> 	<i>1 pedestal on right with lock. Pedestal with full-height front concealing 1 box drawer and 1 file drawer with suspension bar. Pencil tray. Recessed 3/4 height modesty panel.</i>			
	72 x 24 x 29	1800 x 600 x 735	31N_-S2472IF	1,108
	66 x 24 x 29	1650 x 600 x 735	31N_-S2466IF	1,084
	60 x 24 x 29	1500 x 600 x 735	31N_-S2460IF	1,054
	72 x 20 x 29	1800 x 500 x 735	31N_-S2072IF	1,076
	66 x 20 x 29	1650 x 500 x 735	31N_-S2066IF	1,046
	60 x 20 x 29	1500 x 500 x 735	31N_-S2060IF	1,030
<b>Specify the handle code (E, F).</b>				

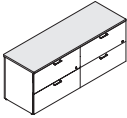
	W x D x H (in)	W x D x H (mm)	Code	All Laminate (\$)
<b>Left pedestal credenzas – low profile</b> 	<i>1 pedestal on left with lock. 2 box drawers and 1 file drawer with suspension bar. Pencil tray. Recessed, full-height modesty panel.</i>			
	72 x 24 x 29	1800 x 600 x 735	31N_-UF2472S	1,536
	66 x 24 x 29	1650 x 600 x 735	31N_-UF2466S	1,487
	60 x 24 x 29	1500 x 600 x 735	31N_-UF2460S	1,460
	72 x 20 x 29	1800 x 500 x 735	31N_-UF2072S	1,487
	66 x 20 x 29	1650 x 500 x 735	31N_-UF2066S	1,460
	60 x 20 x 29	1500 x 500 x 735	31N_-UF2060S	1,425
<b>Specify the handle code (E, F).</b>				

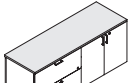
	W x D x H (in)	W x D x H (mm)	Code	All Laminate (\$)
<b>Right pedestal credenzas – low profile</b> 	<i>1 pedestal on right with lock. 2 box drawers and 1 file drawer with suspension bar. Pencil tray. Recessed, full-height modesty panel.</i>			
	72 x 24 x 29	1800 x 600 x 735	31N_-S2472UF	1,536
	66 x 24 x 29	1650 x 600 x 735	31N_-S2466UF	1,487
	60 x 24 x 29	1500 x 600 x 735	31N_-S2460UF	1,460
	72 x 20 x 29	1800 x 500 x 735	31N_-S2072UF	1,487
	66 x 20 x 29	1650 x 500 x 735	31N_-S2066UF	1,460
	60 x 20 x 29	1500 x 500 x 735	31N_-S2060UF	1,425
<b>Specify the handle code (E, F).</b>				

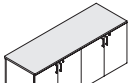
	W x D x H (in)	W x D x H (mm)	Code	All Laminate (\$)
<b>Left pedestal credenzas – low profile</b> 	<i>1 pedestal on left with lock. 2 file drawers with suspension bars. Recessed, full-height modesty panel.</i>			
	72 x 24 x 29	1800 x 600 x 735	31N_-FF2472S	1,433
	66 x 24 x 29	1650 x 600 x 735	31N_-FF2466S	1,411
	60 x 24 x 29	1500 x 600 x 735	31N_-FF2460S	1,389
	72 x 20 x 29	1800 x 500 x 735	31N_-FF2072S	1,403
	66 x 20 x 29	1650 x 500 x 735	31N_-FF2066S	1,379
	60 x 20 x 29	1500 x 500 x 735	31N_-FF2060S	1,341
<b>Specify the handle code (E, F).</b>				

	W x D x H (in)	W x D x H (mm)	Code	All Laminate (\$)
<b>Right pedestal credenzas – low profile</b> 	<i>1 pedestal on right with lock. 2 file drawers with suspension bars. Recessed, full-height modesty panel.</i>			
	72 x 24 x 29	1800 x 600 x 735	31N_-S2472FF	1,433
	66 x 24 x 29	1650 x 600 x 735	31N_-S2466FF	1,411
	60 x 24 x 29	1500 x 600 x 735	31N_-S2460FF	1,389
	72 x 20 x 29	1800 x 500 x 735	31N_-S2072FF	1,403
	66 x 20 x 29	1650 x 500 x 735	31N_-S2066FF	1,379
	60 x 20 x 29	1500 x 500 x 735	31N_-S2060FF	1,341
<b>Specify the handle code (E, F).</b>				





	W x D x H (in)	W x D x H (mm)	Code	All Laminate (\$)
<b>Lateral file credenza</b>	<i>4 file drawers with suspension bars. Locks.</i>			
	72 x 24 x 29	1800 x 600 x 735	<b>31N_-LF2472LF</b>	<b>2,467</b>
	<b>Specify the handle code (E, F).</b>			


<b>Lateral file/bookcase credenzas</b>	<i>2 file drawers with suspension bars. Bookcase unit with doors and adjustable shelf. Locks.</i>			
	72 x 24 x 29	1800 x 600 x 735	<b>31N_-LF2472B</b>	<b>2,001</b>
	72 x 20 x 29	1800 x 500 x 735	<b>31N_-LF2072B</b>	<b>1,844</b>
	<b>Specify the handle code (E, F).</b>			


<b>Bookcase credenzas</b>	<i>2 bookcase units with doors. 1 adjustable shelf on each side. Locks.</i>			
	72 x 24 x 29	1800 x 600 x 735	<b>31N_-B2472B</b>	<b>1,805</b>
	72 x 20 x 29	1800 x 500 x 735	<b>31N_-B2072B</b>	<b>1,659</b>
	<b>Specify the handle code (E, F).</b>			


**RETURNS**


<b>Left executive returns</b>	<i>1 pedestal on left with lock. 1 box drawer and 1 file drawer with suspension bar. Pencil tray. Recessed 3/4 height modesty panel. Grommet.</i>			
	48 x 24 x 29	1200 x 600 x 735	<b>31N_-F2448R</b>	<b>1,030</b>
	42 x 24 x 29	1050 x 600 x 735	<b>31N_-F2442R</b>	<b>969</b>
	48 x 20 x 29	1200 x 500 x 735	<b>31N_-F2048R</b>	<b>976</b>
	42 x 20 x 29	1050 x 500 x 735	<b>31N_-F2042R</b>	<b>946</b>
	<b>Specify the handle code (E, F).</b>			


<b>Right executive returns</b>	<i>1 pedestal on right with lock. 1 box drawer and 1 file drawer with suspension bar. Pencil tray. Recessed 3/4 height modesty panel. Grommet.</i>			
	48 x 24 x 29	1200 x 600 x 735	<b>31N_-R2448F</b>	<b>1,030</b>
	42 x 24 x 29	1050 x 600 x 735	<b>31N_-R2442F</b>	<b>969</b>
	48 x 20 x 29	1200 x 500 x 735	<b>31N_-R2048F</b>	<b>976</b>
	42 x 20 x 29	1050 x 500 x 735	<b>31N_-R2042F</b>	<b>946</b>
	<b>Specify the handle code (E, F).</b>			

<b>Left executive returns – inner drawers</b>	<i>1 pedestal on left with lock. Pedestal with full-height front concealing 1 box drawer and 1 file drawer with suspension bar. Pencil tray. Recessed 3/4 height modesty panel. Grommet.</i>			
	48 x 24 x 29	1200 x 600 x 735	<b>31N_-IF2448R</b>	<b>955</b>
	42 x 24 x 29	1050 x 600 x 735	<b>31N_-IF2442R</b>	<b>890</b>
	48 x 20 x 29	1200 x 500 x 735	<b>31N_-IF2048R</b>	<b>899</b>
	42 x 20 x 29	1050 x 500 x 735	<b>31N_-IF2042R</b>	<b>877</b>
	<b>Specify the handle code (E, F).</b>			

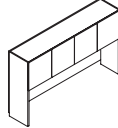
<b>Right executive returns – inner drawers</b>	<i>1 pedestal on right with lock. Pedestal with full-height front concealing 1 box drawer and 1 file drawer with suspension bar. Pencil tray. Recessed 3/4 height modesty panel. Grommet.</i>			
	48 x 24 x 29	1200 x 600 x 735	<b>31N_-R2448IF</b>	<b>955</b>
	42 x 24 x 29	1050 x 600 x 735	<b>31N_-R2442IF</b>	<b>890</b>
	48 x 20 x 29	1200 x 500 x 735	<b>31N_-R2048IF</b>	<b>899</b>
	42 x 20 x 29	1050 x 500 x 735	<b>31N_-R2042IF</b>	<b>877</b>
	<b>Specify the handle code (E, F).</b>			

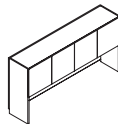
<b>Left executive returns – low profile</b>	<i>1 pedestal on left with lock. 2 box drawers and 1 file drawer with suspension bar. Pencil tray. Recessed, full-height modesty panel. Grommet.</i>			
	48 x 24 x 29	1200 x 600 x 735	<b>31N_-UF2448R</b>	<b>1,379</b>
	42 x 24 x 29	1050 x 600 x 735	<b>31N_-UF2442R</b>	<b>1,293</b>
	48 x 20 x 29	1200 x 500 x 735	<b>31N_-UF2048R</b>	<b>1,303</b>
	42 x 20 x 29	1050 x 500 x 735	<b>31N_-UF2042R</b>	<b>1,266</b>
	<b>Specify the handle code (E, F).</b>			

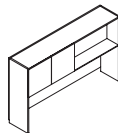
<b>Right executive returns – low profile</b>	<i>1 pedestal on right with lock. 2 box drawers and 1 file drawer with suspension bar. Pencil tray. Recessed, full-height modesty panel. Grommet.</i>			
	48 x 24 x 29	1200 x 600 x 735	<b>31N_-R2448UF</b>	<b>1,379</b>
	42 x 24 x 29	1050 x 600 x 735	<b>31N_-R2442UF</b>	<b>1,293</b>
	48 x 20 x 29	1200 x 500 x 735	<b>31N_-R2048UF</b>	<b>1,303</b>
	42 x 20 x 29	1050 x 500 x 735	<b>31N_-R2042UF</b>	<b>1,266</b>
	<b>Specify the handle code (E, F).</b>			

<b>Bridge-returns</b>	<i>Recessed, 3/4 height modesty panel. Grommet.</i>			
	48 x 24 x 29	1200 x 600 x 735	<b>31NN-BR2448</b>	<b>427</b>
	42 x 24 x 29	1050 x 600 x 735	<b>31NN-BR2442</b>	<b>411</b>
	36 x 24 x 29	900 x 600 x 735	<b>31NN-BR2436</b>	<b>394</b>
	48 x 20 x 29	1200 x 500 x 735	<b>31NN-BR2048</b>	<b>387</b>
	42 x 20 x 29	1050 x 500 x 735	<b>31NN-BR2042</b>	<b>373</b>
	36 x 20 x 29	900 x 500 x 735	<b>31NN-BR2036</b>	<b>349</b>

**HUTCHES**

<b>Hutches with laminate doors – 44" H</b>	<i>Clearance: 26 1/2" (673 mm). Grommet on back. Full width wire access. Can accommodate a tackboard, refer to page 117. 1 tone only.</i>			
	84 x 16 x 44	2100 x 400 x 1099	<b>3NNN-E844416P</b>	<b>1,536</b>
	78 x 16 x 44	1950 x 400 x 1099	<b>3NNN-E784416P</b>	<b>1,466</b>
	72 x 16 x 44	1800 x 400 x 1099	<b>3NNN-E724416P</b>	<b>1,411</b>
	66 x 16 x 44	1650 x 400 x 1099	<b>3NNN-E664416P</b>	<b>1,357</b>
	60 x 16 x 44	1500 x 400 x 1099	<b>3NNN-E604416P</b>	<b>1,293</b>
	54 x 16 x 44	1350 x 400 x 1099	<b>3NNN-E544416P</b>	<b>1,239</b>
	48 x 16 x 44	1200 x 400 x 1099	<b>3NNN-E484416P</b>	<b>1,178</b>
	42 x 16 x 44	1050 x 400 x 1099	<b>3NNN-E424416P</b>	<b>1,100</b>
	36 x 16 x 44	900 x 400 x 1099	<b>3NNN-E364416P</b>	<b>1,013</b>

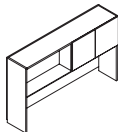
<b>Hutches with laminate doors – 36" H</b>	<i>Clearance: 18 5/8" (473 mm). Grommet on back. Full width wire access. Can accommodate a tackboard, refer to page 117. 1 tone only.</i>			
	84 x 16 x 36	2100 x 400 x 900	<b>3NNN-E843616P</b>	<b>1,418</b>
	78 x 16 x 36	1950 x 400 x 900	<b>3NNN-E783616P</b>	<b>1,341</b>
	72 x 16 x 36	1800 x 400 x 900	<b>3NNN-E723616P</b>	<b>1,278</b>
	66 x 16 x 36	1650 x 400 x 900	<b>3NNN-E663616P</b>	<b>1,208</b>
	60 x 16 x 36	1500 x 400 x 900	<b>3NNN-E603616P</b>	<b>1,137</b>
	54 x 16 x 36	1350 x 400 x 900	<b>3NNN-E543616P</b>	<b>1,084</b>
	48 x 16 x 36	1200 x 400 x 900	<b>3NNN-E483616P</b>	<b>1,013</b>
	42 x 16 x 36	1050 x 400 x 900	<b>3NNN-E423616P</b>	<b>923</b>
	36 x 16 x 36	900 x 400 x 900	<b>3NNN-E363616P</b>	<b>843</b>

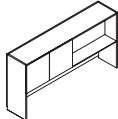
<b>Hutches with 2 doors on left – 44" H</b>	<i>Clearance: 26 1/2" (673 mm). 2 doors on left. Open storage on right. Grommet on back. Full width wire access. Can accommodate a tackboard, refer to page 117. 1 tone only.</i>			
	84 x 16 x 44	2100 x 400 x 1099	<b>3NNN-E844416PL</b>	<b>1,318</b>
	78 x 16 x 44	1950 x 400 x 1099	<b>3NNN-E784416PL</b>	<b>1,256</b>
	72 x 16 x 44	1800 x 400 x 1099	<b>3NNN-E724416PL</b>	<b>1,185</b>
	66 x 16 x 44	1650 x 400 x 1099	<b>3NNN-E664416PL</b>	<b>1,124</b>
	60 x 16 x 44	1500 x 400 x 1099	<b>3NNN-E604416PL</b>	<b>1,054</b>
	54 x 16 x 44	1350 x 400 x 1099	<b>3NNN-E544416PL</b>	<b>982</b>
	48 x 16 x 44	1200 x 400 x 1099	<b>3NNN-E484416PL</b>	<b>914</b>

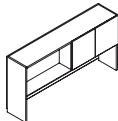
2-TONE LAMINATE APPLICATION: SHADED AREA CORRESPONDS TO THE FIRST CODE TO BE SPECIFIED. SECOND LAMINATE CODE WILL BE APPLIED TO THE REST OF THE PRODUCT.

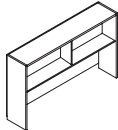

= QUICKSHIP PROGRAM

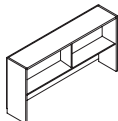



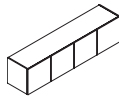
	W x D x H (in)	W x D x H (mm)	Code	All Laminate (\$)
<b>Hutches with 2 doors on right – 44" H</b> 	<i>Clearance: 26½" (673 mm). 2 doors on right. Open storage on left. Grommet on back. Full width wire access. Can accommodate a tackboard, refer to page 117. 1 tone only.</i>			
	84 x 16 x 44	2100 x 400 x 1099	<b>3NNN-E844416PR</b>	<b>1,318</b>
	78 x 16 x 44	1950 x 400 x 1099	<b>3NNN-E784416PR</b>	<b>1,256</b>
	72 x 16 x 44	1800 x 400 x 1099	<b>3NNN-E724416PR</b>	<b>1,185</b>
	66 x 16 x 44	1650 x 400 x 1099	<b>3NNN-E664416PR</b>	<b>1,124</b>
	60 x 16 x 44	1500 x 400 x 1099	<b>3NNN-E604416PR</b>	<b>1,054</b>
	54 x 16 x 44	1350 x 400 x 1099	<b>3NNN-E544416PR</b>	<b>982</b>
	48 x 16 x 44	1200 x 400 x 1099	<b>3NNN-E484416PR</b>	<b>914</b>

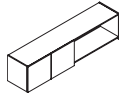
	W x D x H (in)	W x D x H (mm)	Code	All Laminate (\$)
<b>Hutches with 2 doors on left – 36" H</b> 	<i>Clearance: 18½" (473 mm). 2 doors on left. Open storage on right. Grommet on back. Full width wire access. Can accommodate a tackboard, refer to page 117. 1 tone only.</i>			
	84 x 16 x 36	2100 x 400 x 900	<b>3NNN-E843616PL</b>	<b>1,194</b>
	78 x 16 x 36	1950 x 400 x 900	<b>3NNN-E783616PL</b>	<b>1,131</b>
	72 x 16 x 36	1800 x 400 x 900	<b>3NNN-E723616PL</b>	<b>1,076</b>
	66 x 16 x 36	1650 x 400 x 900	<b>3NNN-E663616PL</b>	<b>1,024</b>
	60 x 16 x 36	1500 x 400 x 900	<b>3NNN-E603616PL</b>	<b>960</b>
	54 x 16 x 36	1350 x 400 x 900	<b>3NNN-E543616PL</b>	<b>899</b>
	48 x 16 x 36	1200 x 400 x 900	<b>3NNN-E483616PL</b>	<b>843</b>

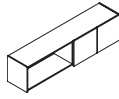
	W x D x H (in)	W x D x H (mm)	Code	All Laminate (\$)
<b>Hutches with 2 doors on right – 36" H</b> 	<i>Clearance: 18½" (473 mm). 2 doors on right. Open storage on left. Grommet on back. Full width wire access. Can accommodate a tackboard, refer to page 117. 1 tone only.</i>			
	84 x 16 x 36	2100 x 400 x 900	<b>3NNN-E843616PR</b>	<b>1,194</b>
	78 x 16 x 36	1950 x 400 x 900	<b>3NNN-E783616PR</b>	<b>1,131</b>
	72 x 16 x 36	1800 x 400 x 900	<b>3NNN-E723616PR</b>	<b>1,076</b>
	66 x 16 x 36	1650 x 400 x 900	<b>3NNN-E663616PR</b>	<b>1,024</b>
	60 x 16 x 36	1500 x 400 x 900	<b>3NNN-E603616PR</b>	<b>960</b>
	54 x 16 x 36	1350 x 400 x 900	<b>3NNN-E543616PR</b>	<b>899</b>
	48 x 16 x 36	1200 x 400 x 900	<b>3NNN-E483616PR</b>	<b>843</b>

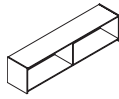

	W x D x H (in)	W x D x H (mm)	Code	All Laminate (\$)
<b>Open hutches – 44" H</b> 	<i>Clearance: 26½" (673 mm). Grommet on back. Full width wire access. Can accommodate a tackboard, refer to page 117. 1 tone only.</i>			
	84 x 16 x 44	2100 x 400 x 1099	<b>3NNN-E844416</b>	<b>1,185</b>
	78 x 16 x 44	1950 x 400 x 1099	<b>3NNN-E784416</b>	<b>1,124</b>
	72 x 16 x 44	1800 x 400 x 1099	<b>3NNN-E724416</b>	<b>1,060</b>
	66 x 16 x 44	1650 x 400 x 1099	<b>3NNN-E664416</b>	<b>1,013</b>
	60 x 16 x 44	1500 x 400 x 1099	<b>3NNN-E604416</b>	<b>955</b>
	54 x 16 x 44	1350 x 400 x 1099	<b>3NNN-E544416</b>	<b>890</b>
	48 x 16 x 44	1200 x 400 x 1099	<b>3NNN-E484416</b>	<b>837</b>
	42 x 16 x 44	1050 x 400 x 1099	<b>3NNN-E424416</b>	<b>774</b>
	36 x 16 x 44	900 x 400 x 1099	<b>3NNN-E364416</b>	<b>737</b>


	W x D x H (in)	W x D x H (mm)	Code	All Laminate (\$)
<b>Open hutches – 36" H</b> 	<i>Clearance: 18½" (473 mm). Grommet on back. Full width wire access. Can accommodate a tackboard, refer to page 117. 1 tone only.</i>			
	84 x 16 x 36	2100 x 400 x 900	<b>3NNN-E843616</b>	<b>1,007</b>
	78 x 16 x 36	1950 x 400 x 900	<b>3NNN-E783616</b>	<b>946</b>
	72 x 16 x 36	1800 x 400 x 900	<b>3NNN-E723616</b>	<b>883</b>
	66 x 16 x 36	1650 x 400 x 900	<b>3NNN-E663616</b>	<b>829</b>
	60 x 16 x 36	1500 x 400 x 900	<b>3NNN-E603616</b>	<b>767</b>
	54 x 16 x 36	1350 x 400 x 900	<b>3NNN-E543616</b>	<b>713</b>
	48 x 16 x 36	1200 x 400 x 900	<b>3NNN-E483616</b>	<b>660</b>
	42 x 16 x 36	1050 x 400 x 900	<b>3NNN-E423616</b>	<b>589</b>
	36 x 16 x 36	900 x 400 x 900	<b>3NNN-E363616</b>	<b>548</b>


	W x D x H (in)	W x D x H (mm)	Code	All Laminate (\$)
<b>Wall-mounted hutches with doors – 17" H</b> 	<i>Hanger bar included for wall-mount installation. Can accommodate a tackboard, refer to page 117. 1 tone only.</i>			
	84 x 16 x 17	2100 x 400 x 427	<b>3NNN-EM841716P</b>	<b>1,403</b>
	78 x 16 x 17	1950 x 400 x 427	<b>3NNN-EM781716P</b>	<b>1,326</b>
	72 x 16 x 17	1800 x 400 x 427	<b>3NNN-EM721716P</b>	<b>1,271</b>
	66 x 16 x 17	1650 x 400 x 427	<b>3NNN-EM661716P</b>	<b>1,201</b>
	60 x 16 x 17	1500 x 400 x 427	<b>3NNN-EM601716P</b>	<b>1,131</b>
	54 x 16 x 17	1350 x 400 x 427	<b>3NNN-EM541716P</b>	<b>1,076</b>
	48 x 16 x 17	1200 x 400 x 427	<b>3NNN-EM481716P</b>	<b>1,007</b>
	42 x 16 x 17	1050 x 400 x 427	<b>3NNN-EM421716P</b>	<b>914</b>
	36 x 16 x 17	900 x 400 x 427	<b>3NNN-EM361716P</b>	<b>837</b>

	W x D x H (in)	W x D x H (mm)	Code	All Laminate (\$)
<b>Wall-mounted hutches with 2 doors on left – 17" H</b> 	<i>2 doors on left. Open storage on right. Hanger bar included for wall-mount installation. Can accommodate a tackboard, refer to page 117. 1 tone only.</i>			
	84 x 16 x 17	2100 x 400 x 427	<b>3NNN-EM841716L</b>	<b>1,185</b>
	78 x 16 x 17	1950 x 400 x 427	<b>3NNN-EM781716L</b>	<b>1,124</b>
	72 x 16 x 17	1800 x 400 x 427	<b>3NNN-EM721716L</b>	<b>1,060</b>
	66 x 16 x 17	1650 x 400 x 427	<b>3NNN-EM661716L</b>	<b>1,013</b>
	60 x 16 x 17	1500 x 400 x 427	<b>3NNN-EM601716L</b>	<b>955</b>
	54 x 16 x 17	1350 x 400 x 427	<b>3NNN-EM541716L</b>	<b>890</b>
	48 x 16 x 17	1200 x 400 x 427	<b>3NNN-EM481716L</b>	<b>837</b>

	W x D x H (in)	W x D x H (mm)	Code	All Laminate (\$)
<b>Wall-mounted hutches with 2 doors on right – 17" H</b> 	<i>2 doors on right. Open storage on left. Hanger bar included for wall-mount installation. Can accommodate a tackboard, refer to page 117. 1 tone only.</i>			
	84 x 16 x 17	2100 x 400 x 427	<b>3NNN-EM841716R</b>	<b>1,185</b>
	78 x 16 x 17	1950 x 400 x 427	<b>3NNN-EM781716R</b>	<b>1,124</b>
	72 x 16 x 17	1800 x 400 x 427	<b>3NNN-EM721716R</b>	<b>1,060</b>
	66 x 16 x 17	1650 x 400 x 427	<b>3NNN-EM661716R</b>	<b>1,013</b>
	60 x 16 x 17	1500 x 400 x 427	<b>3NNN-EM601716R</b>	<b>955</b>
	54 x 16 x 17	1350 x 400 x 427	<b>3NNN-EM541716R</b>	<b>890</b>
	48 x 16 x 17	1200 x 400 x 427	<b>3NNN-EM481716R</b>	<b>837</b>


	W x D x H (in)	W x D x H (mm)	Code	All Laminate (\$)
<b>Wall-mounted open hutches – 17" H</b> 	<i>Hanger bar included for wall-mount installation. Can accommodate a tackboard, refer to page 117. 1 tone only.</i>			
	84 x 16 x 17	2100 x 400 x 427	<b>3NNN-EM841716</b>	<b>1,001</b>
	78 x 16 x 17	1950 x 400 x 427	<b>3NNN-EM781716</b>	<b>936</b>
	72 x 16 x 17	1800 x 400 x 427	<b>3NNN-EM721716</b>	<b>877</b>
	66 x 16 x 17	1650 x 400 x 427	<b>3NNN-EM661716</b>	<b>823</b>
	60 x 16 x 17	1500 x 400 x 427	<b>3NNN-EM601716</b>	<b>761</b>
	54 x 16 x 17	1350 x 400 x 427	<b>3NNN-EM541716</b>	<b>703</b>
	48 x 16 x 17	1200 x 400 x 427	<b>3NNN-EM481716</b>	<b>651</b>
	42 x 16 x 17	1050 x 400 x 427	<b>3NNN-EM421716</b>	<b>582</b>
	36 x 16 x 17	900 x 400 x 427	<b>3NNN-EM361716</b>	<b>541</b>


	W x D x H (in)	W x D x H (mm)	Code	All Laminate (\$)
<b>Modular lateral files</b> 	<i>2 file drawers with suspension bars. Lock. Goes under a work surface. 1 tone only.</i>			
	36 x 18 x 28	900 x 448 x 711	<b>3NN_-1836LFL</b>	<b>1,194</b>
	30 x 18 x 28	750 x 448 x 711	<b>3NN_-1830LFL</b>	<b>1,131</b>
<b>Specify the handle code (E, F).</b>				

	W x D x H (in)	W x D x H (mm)	Code	All Laminate (\$)
<b>Modular combined pedestals</b> 	<i>2 box drawers on left, 2 file drawers with suspension bars. Lock. Pencil tray. Goes under a work surface. 1 tone only.</i>			
	36 x 18 x 28	900 x 448 x 711	<b>3NN_-1836COL</b>	<b>1,536</b>
	30 x 18 x 28	750 x 448 x 711	<b>3NN_-1830COL</b>	<b>1,479</b>
<b>Specify the handle code (E, F).</b>				








	W x D x H (in)	W x D x H (mm)	Code	All Laminate (\$)
<b>Modular combined pedestals</b> 	<i>2 box drawers on right, 2 file drawers with suspension bars. Lock. Pencil tray. Goes under a work surface. 1 tone only.</i>			
	36 x 18 x 28	900 x 448 x 711	<b>3NN_-C01836L</b>	<b>1,536</b>
	30 x 18 x 28	750 x 448 x 711	<b>3NN_-C01830L</b>	<b>1,479</b>
	<b>Specify the handle code (E, F).</b>			


	W x D x H (in)	W x D x H (mm)	Code	All Laminate (\$)
<b>Modular bookcases with doors</b> 	<i>1 adjustable shelf. Lock. Goes under a work surface. 1 tone only.</i>			
	36 x 18 x 28	900 x 448 x 711	<b>3NN_-1836BL</b>	<b>930</b>
	30 x 18 x 28	750 x 448 x 711	<b>3NN_-1830BL</b>	<b>829</b>
	<b>Specify the handle code (E, F).</b>			


**STORAGE FURNITURE**


	W x D x H (in)	W x D x H (mm)	Code	All Laminate (\$)
<b>Lateral file units</b> 	<i>2 file drawers with suspension bars. Lock.</i>			
	36 x 24 x 29	900 x 600 x 735	<b>31N_-2436LF</b>	<b>1,278</b>
	30 x 24 x 29	750 x 600 x 735	<b>31N_-2430LF</b>	<b>1,215</b>
	36 x 20 x 29	900 x 500 x 735	<b>31N_-2036LF</b>	<b>1,225</b>
	30 x 20 x 29	750 x 500 x 735	<b>31N_-2030LF</b>	<b>1,164</b>
	<b>Specify the handle code (E, F).</b>			


	W x D x H (in)	W x D x H (mm)	Code	All Laminate (\$)
<b>Combined pedestals</b> 	<i>2 box drawers on left, 2 file drawers with suspension bars. One lock for two file drawers.</i>			
	36 x 24 x 29	900 x 600 x 736	<b>31N_-2436CO</b>	<b>1,612</b>
	36 x 20 x 29	900 x 500 x 736	<b>31N_-2036CO</b>	<b>1,565</b>
	<b>Specify the handle code (E, F).</b>			


	W x D x H (in)	W x D x H (mm)	Code	All Laminate (\$)
<b>Combined pedestals</b> 	<i>2 box drawers on right, 2 file drawers with suspension bars. One lock for two file drawers.</i>			
	36 x 24 x 29	900 x 600 x 736	<b>31N_-C02436</b>	<b>1,612</b>
	36 x 20 x 29	900 x 500 x 736	<b>31N_-C02036</b>	<b>1,565</b>
	<b>Specify the handle code (E, F).</b>			


	W x D x H (in)	W x D x H (mm)	Code	All Laminate (\$)
<b>Bookcase units</b> 	<i>Bookcase with doors and adjustable shelf. Lock.</i>			
	36 x 24 x 29	900 x 600 x 735	<b>31N_-2436B</b>	<b>1,013</b>
	30 x 24 x 29	750 x 600 x 735	<b>31N_-2430B</b>	<b>955</b>
	36 x 20 x 29	900 x 500 x 735	<b>31N_-2036B</b>	<b>969</b>
	30 x 20 x 29	750 x 500 x 735	<b>31N_-2030B</b>	<b>906</b>
	<b>Specify the handle code (E, F).</b>			


	W x D x H (in)	W x D x H (mm)	Code	All Laminate (\$)
<b>Open bookcase units</b> 	<i>Adjustable shelf.</i>			
	36 x 24 x 29	900 x 600 x 735	<b>31NN-2436BE</b>	<b>923</b>
	30 x 24 x 29	750 x 600 x 735	<b>31NN-2430BE</b>	<b>877</b>
	36 x 20 x 29	900 x 500 x 735	<b>31NN-2036BE</b>	<b>890</b>
	30 x 20 x 29	750 x 500 x 735	<b>31NN-2030BE</b>	<b>843</b>


	W x D x H (in)	W x D x H (mm)	Code	All Laminate (\$)
<b>Bookcase with doors/lateral file units</b> 	<i>Bookcase with doors, 2 adjustable shelves. 2 file drawers with suspension bars. Lock on drawers. 1 tone only.</i>			
	36 x 24 x 73	900 x 600 x 1834	<b>3NN_-243673LFB</b>	<b>2,053</b>
	36 x 20 x 73	900 x 500 x 1834	<b>3NN_-203673LFB</b>	<b>1,978</b>
	36 x 24 x 65	900 x 600 x 1635	<b>3NN_-243665LFB</b>	<b>1,991</b>
	36 x 20 x 65	900 x 500 x 1635	<b>3NN_-203665LFB</b>	<b>1,912</b>
	<b>Specify the handle code (E, F).</b>			


	W x D x H (in)	W x D x H (mm)	Code	All Laminate (\$)
<b>Open bookcase/lateral file units</b> 	<i>Open bookcase, 2 adjustable shelves. 2 file drawers with suspension bars. Lock on drawers. 1 tone only.</i>			
	36 x 24 x 73	900 x 600 x 1834	<b>3NN_-243673LFE</b>	<b>1,831</b>
	36 x 20 x 73	900 x 500 x 1834	<b>3NN_-203673LFE</b>	<b>1,751</b>
	36 x 24 x 65	900 x 600 x 1635	<b>3NN_-243665LFE</b>	<b>1,767</b>
	36 x 20 x 65	900 x 500 x 1635	<b>3NN_-203665LFE</b>	<b>1,698</b>
	<b>Specify the handle code (E, F).</b>			

	W x D x H (in)	W x D x H (mm)	Code	All Laminate (\$)
<b>Storage with door/lateral file units</b> 	<i>Bookcase with door, 2 adjustable shelves. 2 file drawers with suspension bars. Lock on drawers. Reversible door. 1 tone only.</i>			
	24 x 24 x 73	600 x 600 x 1834	<b>3NN_-242473FB</b>	<b>1,665</b>
	24 x 20 x 73	600 x 500 x 1834	<b>3NN_-202473FB</b>	<b>1,596</b>
	24 x 24 x 65	600 x 600 x 1635	<b>3NN_-242465FB</b>	<b>1,612</b>
	24 x 20 x 65	600 x 500 x 1635	<b>3NN_-202465FB</b>	<b>1,559</b>
	<b>Specify the handle code (E, F).</b>			


	W x D x H (in)	W x D x H (mm)	Code	All Laminate (\$)
<b>Storage/wardrobe units with doors</b> 	<i>3 adjustable shelves. 1 full-width fixed shelf. Full-width clothes hanger bar. 1 tone only.</i>			
	36 x 24 x 73	900 x 600 x 1834	<b>3NN_-243673B</b>	<b>1,867</b>
	36 x 20 x 73	900 x 500 x 1834	<b>3NN_-203673B</b>	<b>1,729</b>
	36 x 24 x 65	900 x 600 x 1635	<b>3NN_-243665B</b>	<b>1,767</b>
	36 x 20 x 65	900 x 500 x 1635	<b>3NN_-203665B</b>	<b>1,612</b>
	<b>Specify the handle code (E, F).</b>			


	W x D x H (in)	W x D x H (mm)	Code	All Laminate (\$)
<b>Storage/wardrobe units with door</b> 	<i>3 adjustable shelves. 1 full-width fixed shelf. Full-width clothes hanger bar. Reversible door. 1 tone only.</i>			
	24 x 24 x 73	600 x 600 x 1834	<b>3NN_-242473B</b>	<b>1,433</b>
	24 x 20 x 73	600 x 500 x 1834	<b>3NN_-202473B</b>	<b>1,357</b>
	24 x 24 x 65	600 x 600 x 1635	<b>3NN_-242465B</b>	<b>1,357</b>
	24 x 20 x 65	600 x 500 x 1635	<b>3NN_-202465B</b>	<b>1,284</b>
	<b>Specify the handle code (E, F).</b>			


	W x D x H (in)	W x D x H (mm)	Code	All Laminate (\$)
<b>Open bookcases</b> 	<i>73" to 65": 3 adjustable shelves, 1 fixed shelf. 48": 2 adjustable shelves. 1 tone only.</i>			
	36 x 14 x 73	900 x 350 x 1834	<b>3NNN-B367314</b>	<b>923</b>
	36 x 14 x 65	900 x 350 x 1635	<b>3NNN-B366514</b>	<b>862</b>
	36 x 14 x 48	900 x 350 x 1212	<b>3NNN-B364814</b>	<b>767</b>

	W x D x H (in)	W x D x H (mm)	Code	All Laminate (\$)
<b>Additional shelf</b> 	<i>1 tone only.</i>			
	34 x 13 x 5/8	864 x 330 x 16	<b>3NNN-TB3614</b>	<b>147</b>

**PEDESTALS**

	W x D x H (in)	W x D x H (mm)	Code	All Laminate (\$)
<b>Modular pedestal</b> 	<i>2 box drawers, 1 file drawer with suspension bar. Lock. Pencil tray. Must be installed under a work surface. 1 tone only.</i>			
	15 x 18 x 28	388 x 448 x 711	<b>3NN_-P1518UFL</b>	<b>1,001</b>
	<b>Specify the handle code (E, F).</b>			

	W x D x H (in)	W x D x H (mm)	Code	All Laminate (\$)
<b>Modular pedestal</b> 	<i>2 file drawers with suspension bars. Lock. Must be installed under a work surface. 1 tone only.</i>			
	15 x 18 x 28	388 x 448 x 711	<b>3NN_-P1518FFL</b>	<b>960</b>
	<b>Specify the handle code (E, F).</b>			








	W x D x H (in)	W x D x H (mm)	Code	All Laminate (\$)
<b>Hanging pedestal</b> 	<i>1 box drawer, 1 file drawer with suspension bar. Lock. Pencil tray. Must be installed under a work surface. 1 tone only.</i>			
	15 x 18 x 19 1/4	388 x 448 x 489	<b>3NN_-F</b>	<b>883</b>
	<b>Specify the handle code (E, F).</b>			

2-TONE LAMINATE APPLICATION: SHADED AREA CORRESPONDS TO THE FIRST CODE TO BE SPECIFIED. SECOND LAMINATE CODE WILL BE APPLIED TO THE REST OF THE PRODUCT.

 = QUICKSHIP PROGRAM

USA - SEPTEMBER 2022



	W x D x H (in)	W x D x H (mm)	Code	All Laminate (\$)
<b>Hanging pedestal – inner drawers</b> 	<i>Pedestal with full-height front concealing 1 box drawer and 1 file drawer with suspension bar. Lock. Pencil tray. Must be installed under a work surface. 1 tone only.</i>			
	15 x 18 x 19¼	388 x 448 x 489	<b>3NN_-IF</b>	<b>723</b>
	<b>Specify the handle code (E, F).</b>			
<b>Mobile pedestal</b> 	<i>2 box drawers, 1 file drawer with suspension bar. Brakes on front casters. Lock. Pencil tray. Fits under a work surface. 1 tone only.</i>			
	15 x 18 x 27½	390 x 450 x 689	<b>3NN_-MP1518UF</b>	<b>1,084</b>
	<b>Specify the handle code (E, F).</b>			
<b>Mobile pedestal</b> 	<i>2 box drawers, 1 file drawer with suspension bar. Brakes on front casters. Lock. Pencil tray. Fits under a work surface. 1 tone only.</i>			
	15 x 22 x 27½	390 x 550 x 689	<b>3NN_-MP1522UF</b>	<b>1,164</b>
	<b>Specify the handle code (E, F).</b>			
<b>Mobile pedestal</b> 	<i>2 file drawers with suspension bars. Brakes on front casters. Lock. Fits under a work surface. 1 tone only.</i>			
	15 x 22 x 27½	390 x 550 x 689	<b>3NN_-MP1522FF</b>	<b>1,124</b>
	<b>Specify the handle code (E, F).</b>			
<b>Mobile pedestal</b> 	<i>1 box drawer, 1 file drawer with suspension bar. Brakes on front casters. Lock. Pencil tray. Fits under a work surface. 1 tone only.</i>			
	15 x 18 x 20¾	390 x 450 x 527	<b>3NN_-MP1518F</b>	<b>1,001</b>
	<b>Specify the handle code (E, F).</b>			
<b>Mobile pedestal</b> 	<i>1 box drawer, 1 file drawer with suspension bar. Pencil tray. Brakes on front casters. Lock. Fits under a work surface. 1 tone only.</i>			
	15 x 22 x 20¾	390 x 550 x 527	<b>3NN_-MP1522F</b>	<b>1,024</b>
	<b>Specify the handle code (E, F).</b>			
<b>Mobile pedestal – inner drawers</b> 	<i>Pedestal with full-height front concealing 1 box drawer and 1 file drawer with suspension bar. Brakes on front casters. Lock. Pencil tray. Fits under a work surface. 1 tone only.</i>			
	15 x 18 x 20¾	390 x 450 x 527	<b>3NN_-MP1518IF</b>	<b>851</b>
	<b>Specify the handle code (E, F).</b>			

2-TONE LAMINATE APPLICATION- SHADED AREA CORRESPONDS TO THE FIRST CODE TO BE SPECIFIED. SECOND LAMINATE CODE WILL BE APPLIED TO THE REST OF THE PRODUCT.

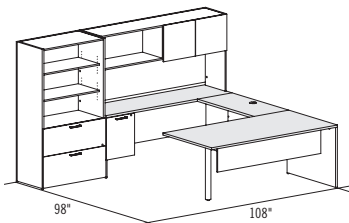
= QUICKSHIP PROGRAM

USA – SEPTEMBER 2022



# SUGGESTIONS

## 31NE-PLAN01



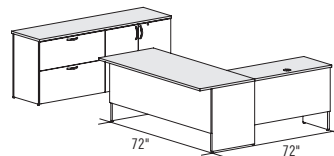
Plan shown in Concept 300 Flyer:

**QS31NE-PLAN01** **\$5,186**

- 1 QS31NN-RTM3672
- 1 QS31NN-BR2042
- 1 QS31NE-IF2072S
- 1 QS3NNN-E723616PR
- 1 QS3NNE-203665LFE

Square pull (E).

## 31NF-PLAN03



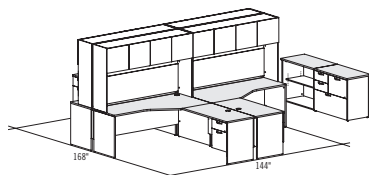
Plan shown in Concept 300 Flyer:

**QS31NF-PLAN03** **\$4,031**

- 1 QS31NF-S3072F
- 1 QS31NF-IF2042R
- 1 QS31NF-LF2072B

Round pull (F).

## 31NF-PLAN02



Plan shown in Concept 300 Flyer:

**QS31NF-PLAN02** **\$16,712**

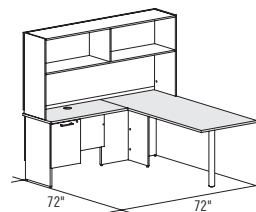
- 2 QS31NN-CM723624A
- 2 QS31NN-CM367224A
- 2 QS31NF-F2448R
- 2 QS31NF-R2448F
- 4 QS3NNN-E724416P
- 1 QS31NF-2036CO
- 1 QS31NN-2036BE

Round pull (F).

**Options** **\$18,822**

- 4 QSLGC-TK7019E

## 31NE-PLAN04



Plan shown in Concept 300 Flyer:

**QS31NE-PLAN04** **\$2,549**

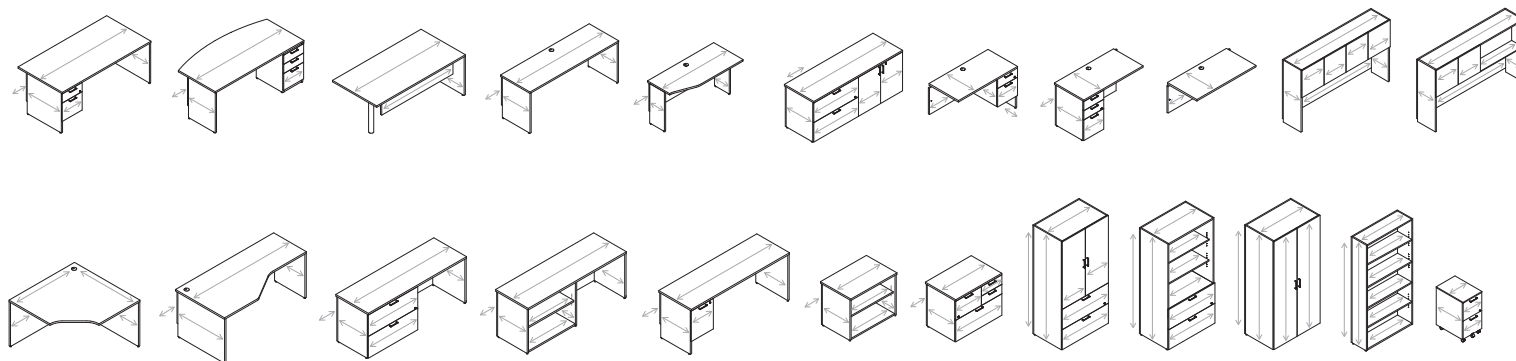
- 1 QS31NN-RT3072
- 1 QS31NE-IF2042R
- 1 QS3NNN-E723616

Square pull (E).

**Options** **\$3,062**

- 1 QSLGC-TK7015E

### TYPICAL WOOD GRAIN DIRECTION FOR CONCEPT 300:



2-TONE LAMINATE APPLICATION: SHADED AREA CORRESPONDS TO THE FIRST CODE TO BE SPECIFIED. SECOND LAMINATE CODE WILL BE APPLIED TO THE REST OF THE PRODUCT.

= QUICKSHIP PROGRAM


USA - SEPTEMBER 2022



## EDGEBANDING

Furniture with 1" (25 mm) thick tops.

### N EDGE



Smooth 1/16" (1,5 mm) thick edge.

The **N** edge is matched with the finish specified for the surface.

## HANDLE

Metal handle.

### E – Square, Silver



## CODIFICATION

Series	Thickness	Options	
		Handle	Accent color
CA	1 Thermofused laminate 1"	E Square	S Silver

## REVERSIBLE



All C.A. storage and work surfaces are reversible and fit together left or right. A big plus if you change your space... or change your mind!

## IMPORTANT

All LACASSE laminate colors are available except for the modular pedestal and the lateral file unit which come in Snow (SNO) finish only. All furniture is shipped ready-to-assemble, except the modular pedestal and the lateral file unit which ship assembled.

Casegoods are made of particleboard panels finished on both sides with mar-resistant high-performance thermofused laminate (45 lbs/ft<sup>3</sup>). The black full extension ball bearing suspensions have a load capacity of 100 lbs to 150 lbs depending on the type of drawer. The lateral file unit has an anti-tipping system. All door hinges are 110°. Levelers allow up to 1 1/2" (38 mm) height adjustment.

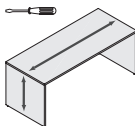
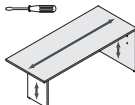
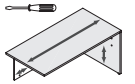
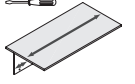
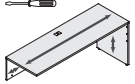
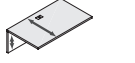

## LACASSE QUICKSHIP PROGRAM\*


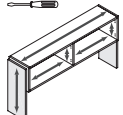
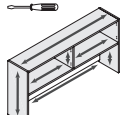
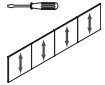

Products and suggested layouts identified by this pictogram are part of the Lacasse quick delivery program.

Please refer to page 3 for complete program details.

\* Due to current market conditions, always refer to our Lead-Time Guide for a confirmation of our current Lacasse QuickShip lead-times.

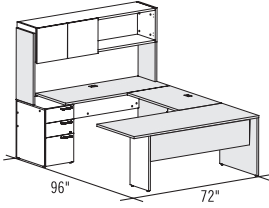


	W x D x H (in)	W x D x H (mm)	Code	Price (\$)
<b>Desk shell</b> 	<i>Recessed half-height modesty panel.</i>			
	72 x 30 x 29	1800 x 750 x 735	CA1NN-TDM3072	791
<b>Rectangular table with modesty panel</b> 	<i>Reversible. Half-height laminate modesty panel.</i>			
	72 x 30 x 29	1800 x 750 x 735	CA1NN-RTM3072	743
<b>Rectangular surface-return with modesty panel</b> 	<i>Reversible. Recessed half-height modesty panel. Can accommodate 1 modular pedestal or 1 lateral file unit.</i>			
	60 x 30 x 29	1500 x 750 x 735	CA1NN-RTS3060	582
<b>Rectangular surface with modesty panel</b> 	<i>Recessed half-height modesty panel. Can accommodate 2 modular pedestals or 2 lateral file units.</i>			
	60 x 30 x 29	1500 x 750 x 735	CA1NN-BD3060	471
<b>Return shells</b> 	<i>Reversible. Half-height modesty panel. Can accommodate 1 modular pedestal or 1 lateral file unit. Grommet.</i>			
	72 x 24 x 29	1800 x 600 x 735	CA1NS-R2472S	558
	60 x 24 x 29	1500 x 600 x 735	CA1NS-R2460S	541
	48 x 24 x 29	1200 x 600 x 735	CA1NS-R2448S	519
<b>Bridge-return</b> 	<i>Reversible. Half-height modesty panel. Grommet.</i>			
	42 x 24 x 29	1050 x 600 x 735	CA1NS-BR2442	358
<b>Modular pedestal</b> 	<i>2 box drawers, 1 file drawer with suspension bar. Pencil tray. Lock. Must be installed under a surface. Snow (SNO) finish only.</i>			
	16 x 23 x 28	400 x 598 x 713	CANES-P1623UFL	960

	W x D x H (in)	W x D x H (mm)	Code	Price (\$)
<b>Lateral file unit</b> 	<i>2 file drawers with suspension bar. Lock. Can be used freestanding or can be installed under a surface. Snow (SNO) finish only.</i>			
	36 x 23 x 28	900 x 598 x 713	CANES-2336LFL	1,233
<b>Hutches with open back, adjustable sides – 36" H</b> 	<i>Clearance: 19 3/16" (488 mm). Side panels allow up to 1" (25 mm) height adjustment. Can accommodate a set of 2 or 4 doors.</i>			
	72 x 16 x 36	1800 x 400 x 900	CANNN-EA723616	776
	60 x 16 x 36	1500 x 400 x 900	CANNN-EA603616	743
<b>Hutches with closed back – 36" H</b> 	<i>Clearance: 19 3/16" (488 mm). Grommet on the back. Can accommodate a set of 2 or 4 doors.</i>			
	72 x 16 x 36	1800 x 400 x 900	CANNN-E723616	776
	60 x 16 x 36	1500 x 400 x 900	CANNN-E603616	743
<b>Sets of 4 doors for hutches</b> 	<i>Hardware included.</i>			
	<i>For hutches with open back.</i>			
	72 x 16 x 36	1800 x 400 x 16	CANNN-EA72P4	325
	60 x 16 x 36	1500 x 400 x 16	CANNN-EA60P4	311
	<i>For hutches with closed back.</i>			
	72 x 16 x 36	1800 x 400 x 16	CANNN-E72P4	325
	60 x 16 x 36	1500 x 400 x 16	CANNN-E60P4	311
<b>Sets of 2 doors for hutches</b> 	<i>Hardware included.</i>			
	<i>For hutches with open back.</i>			
	36 x 16 x 36	900 x 400 x 16	CANNN-EA72P2	162
	30 x 16 x 36	750 x 400 x 16	CANNN-EA60P2	154
	<i>For hutches with closed back.</i>			
	36 x 16 x 36	900 x 400 x 16	CANNN-E72P2	162
	30 x 16 x 36	750 x 400 x 16	CANNN-E60P2	154

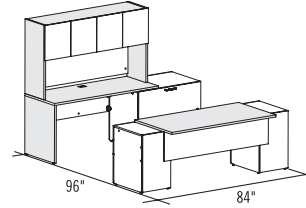
# SUGGESTIONS

## CA-PLAN01



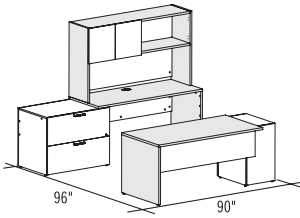
QSCA1ES-PLAN01	\$3,543
1 QSCA1NN-RTM3072	
1 QSCA1NS-BR2442	
1 QSCA1NS-R2460S	
1 QSCANES-P1623UFL	
1 QSCANNN-EA723616	
1 QSCANNN-EA72P2	

## CA-PLAN03



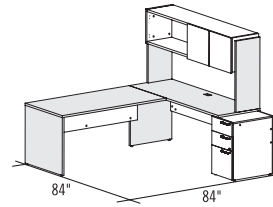
QSCA1ES-PLAN03	\$5,222
1 QSCA1NN-BD3060	
2 QSCANES-P1623UFL	
1 QSCA1NS-R2460S	
1 QSCANES-2336LFL	
1 QSCANNN-E603616	
1 QSCANNN-E60P4	

## CA-PLAN02



QSCA1ES-PLAN02	\$4,217
1 QSCA1NN-RTS3060	
1 QSCANES-P1623UFL	
1 QSCA1NS-R2460S	
1 QSCANES-2336LFL	
1 QSCANNN-E603616	
1 QSCANNN-E60P2	

## CA-PLAN04



QSCA1ES-PLAN04	\$3,036
1 QSCA1NN-RTS3060	
1 QSCANES-P1623UFL	
1 QSCA1NS-R2472S	
1 QSCANNN-EA723616	
1 QSCANNN-EA72P2	

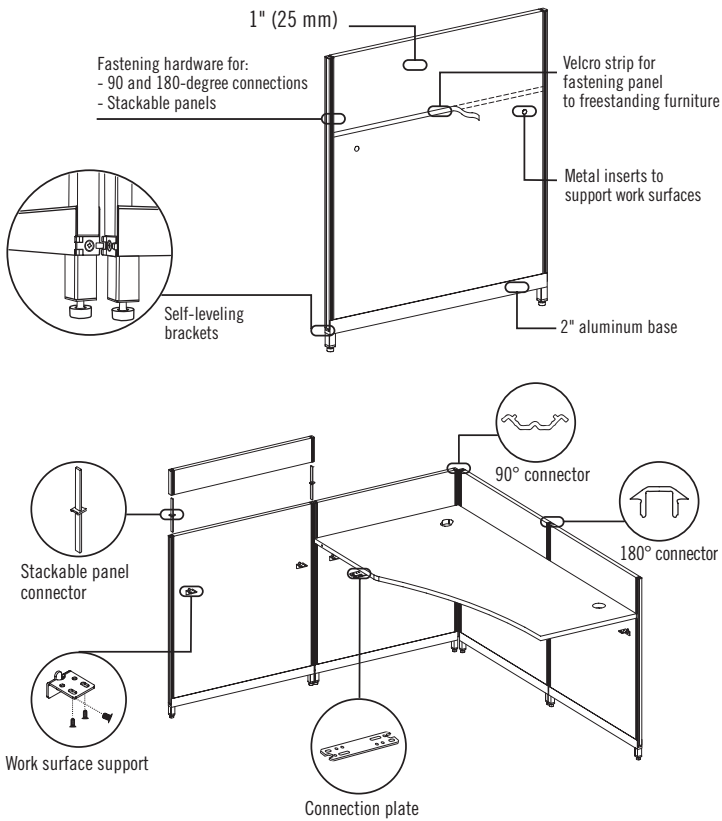
# PANGRAM

## PANGRAM IS THE PERFECT SOLUTION FOR WORKSPACE DIVISION NEEDS

Panels provide affordable privacy and support for work surfaces and accessories. This well-designed laminate panel system focuses on ease of use, flexibility and modularity. Compatible with PanGram surfaces and all other Lacasse laminate series.

### SPECIFICATIONS AND CONSTRUCTION

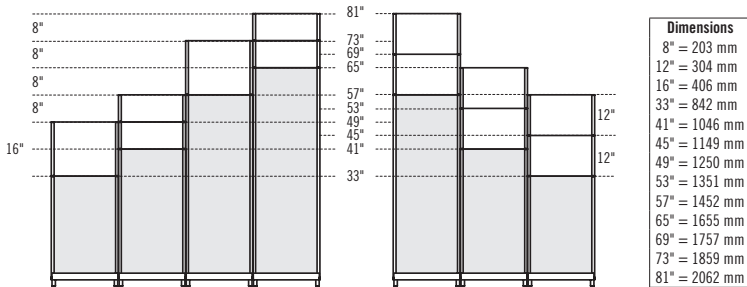
#### PANEL CONSTRUCTION




#### PANEL & STACKABLE PANEL HEIGHT COMBINATIONS

Base panels are available in heights of 33" to 65" (837 to 1650 mm) and are available in all Lacasse laminate finishes.

Stackable panels are available in a choice of laminate, fabric or translucent material.




180° PVC connectors fit snugly in the grooves of the panel end moldings for a tight link between panels in a straight line.



The end molding and the top cap have inverted slots that self-align the panels.



A 90° PVC connecting strip is used to attach two, three or four panels together, for corner, T plan or cluster application.



Accent translucent panels are easily installed.



Install accessories with metal support (pencil tray, rail, shelf) at the right height before installing the next stackable panel.



An adhesive channel is available to manage power and communication cables.



Replace a leveler by a stabilizer foot at the end of an unattached run of panels.

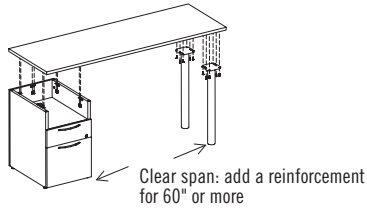


Start a panel run from a wall, a pillar... Screw the wall-starter, snap a 180° connector between the starter and the panel, *et voilà!* Really simple, isn't it?



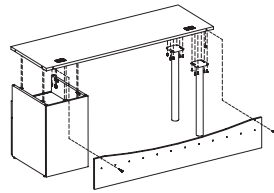
**SURFACES**

Surfaces without GR in their product code are neither equipped with grommets nor pre-drilled along the edges. Metal-on-metal assembly.



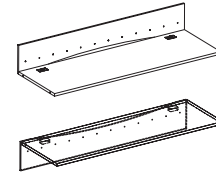
**GR SURFACES**

When GR is specified in the surface product code, one or more grommets are added. In addition, pre-drillings along the edges enables compatibility with SC screens.



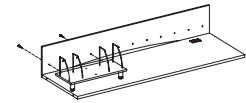
**SC SCREENS**

SC screens may be installed and positioned as modesty panels or as privacy screens, according to needs.



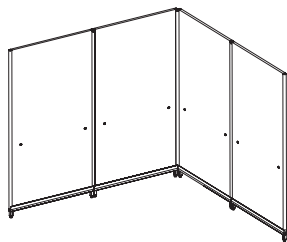
**SH SHELVES**

SH shelves are used jointly with SC screens.

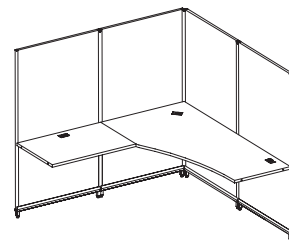


**HOW TO SPECIFY**

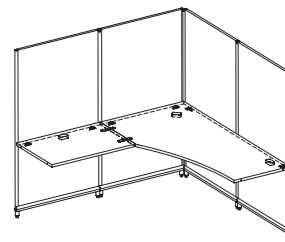
1. Order panels and stackables.



2. Order surfaces.



3. Order supports.



4. Add complementary parts.

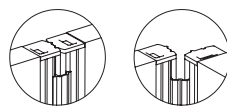
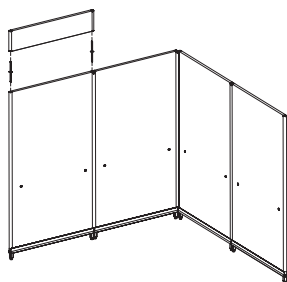
- Metal legs
- Storage units, pedestals
- Accessories

**Surface types:**

- Rectangular
- Extended corners
- Asymmetrical
- 120° corners

- 2 surface supports per panel side (PNNN-SB sold separately, 10/pack)
- 2 connection plates per surface joint (LGC-FLP sold separately, 10/pack)

**NOTES:**

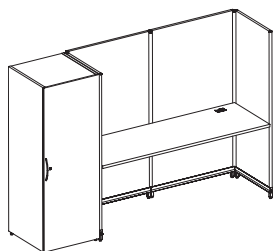


Panel connectors supplied with panels.



Stackable panel connectors included.

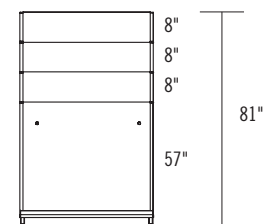
**RECOMMENDATIONS AND GOOD PRACTICES**



It is recommended that panel arrangements be stabilized by fastening them to the surfaces and by pressing other furniture against them if possible.

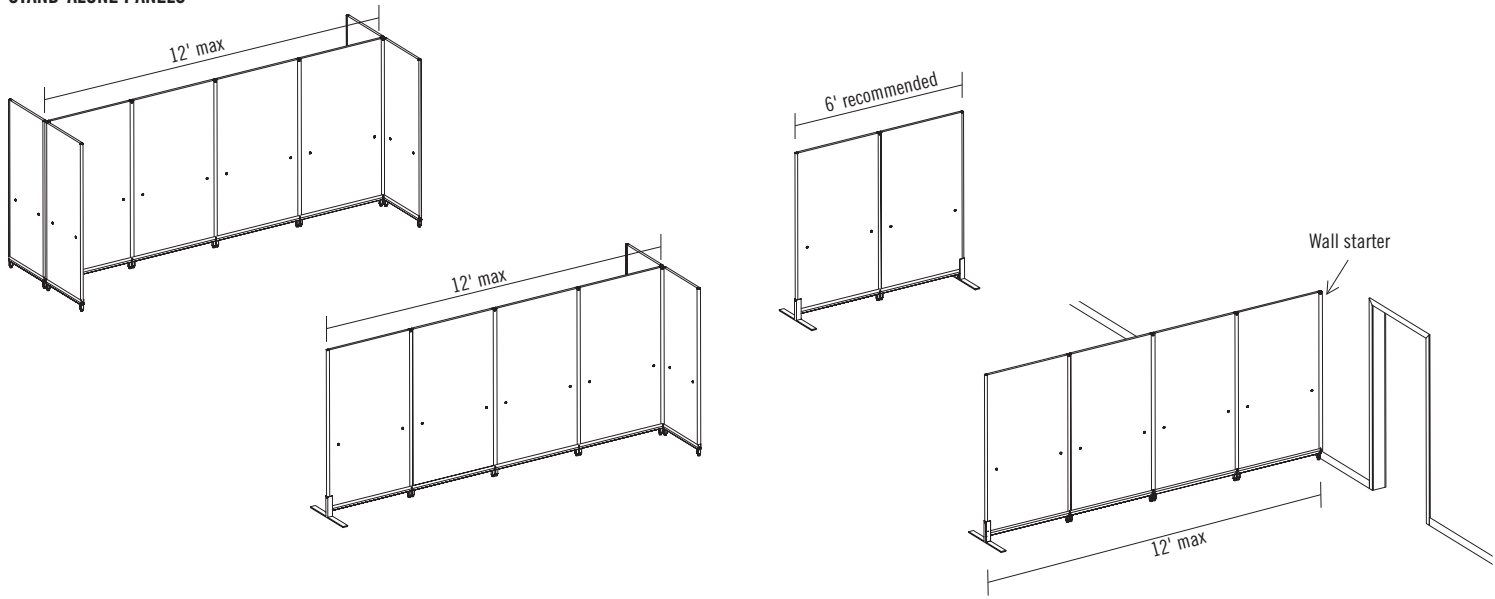
**GENERAL RULES**

Maximum monolith height: 65"  
 with stackables: 81"  
 available in 8" H (203 mm), 12" H (304 mm) and 16" H (406 mm)  
 Maximum number of stackable panels that can be stacked: 3 (including glass panels)

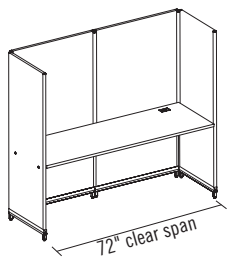


RECOMMENDATIONS AND GOOD PRACTICES (CONT'D)

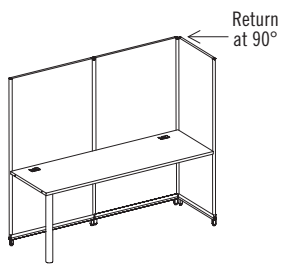
STAND-ALONE PANELS



SURFACES

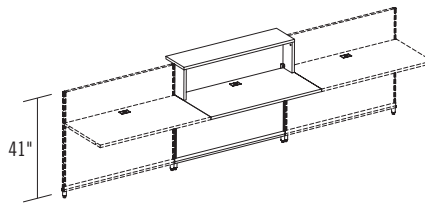


When the span exceeds 72", it is recommended that a metal leg or a storage unit be added to support the surface.



All arrangements of panels, surfaces and metal legs must include at least 1 return panel positioned at a 90° angle.

TRANSACTION SHELVES



- Fits only on 41"-tall panels.
- Must have a surface on 1 side of panel.

\* For electrification and communication, refer to ELECTRICOM II on page 113.

Other uses:


PanGram panels may be used in conjunction with any other Lacasse collection. The highly effective Velcro strip supplied with the panels enables the latter to be properly secured to the units.



**EDGEBANDING**

Furniture with 1" (25 mm) thick tops.

**N Edge – 1" (25 mm)**




Smooth, 1/16" (1,5 mm) thick edge.


The N edge is **matched with the finish specified for the surface.**

**HANDLES AND LEGS**

Choices of 2 molded metal handles and 2 types of legs: square 2" (50 mm) or round 2½" (63,5 mm) in diameter. All are offered finished Anthracite Grey or Silver.




**QA – Square, Anthracite Grey**



**QS – Square, Silver**



**Q – Square**



**VA – Round, Anthracite Grey**



**VS – Round, Silver**



**V – Round**

**CODIFICATION**

Series	Options		
	Thickness	Handles / Legs	Accent color
<b>P</b>	<b>1</b> Thermofused laminate 1"	<b>Q</b> Square <b>V</b> Round	<b>A</b> Anthracite Grey <b>S</b> Silver

**LACASSE QUICKSHIP PROGRAM\***

Products and suggested layouts identified by this pictogram are part of the Lacasse quick delivery program.

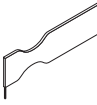
Please refer to page 3 for complete program details.

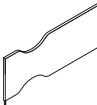
\* **Due to current market conditions, always refer to our Lead-Time Guide for a confirmation of our current Lacasse QuickShip lead-times.**

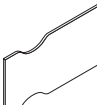


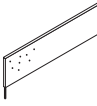
	W x D x H (in)	W x D x H (mm)	Code	Price (\$)
<b>LAMINATE PANELS</b>				
<i>Metal base. Levelers allow 1/4" height adjustment. Supports for surfaces can be installed on both sides of the panel. 90° and 180° connectors included.</i>				
<b>33" H panels</b>	20 x 1 x 33	500 x 25 x 837	<b>PNN_-SFLX3320</b>	<b>451</b>
	24 x 1 x 33	600 x 25 x 837	<b>PNN_-SFLX3324</b>	<b>479</b>
	30 x 1 x 33	750 x 25 x 837	<b>PNN_-SFLX3330</b>	<b>519</b>
	36 x 1 x 33	900 x 25 x 837	<b>PNN_-SFLX3336</b>	<b>548</b>
	42 x 1 x 33	1050 x 25 x 837	<b>PNN_-SFLX3342</b>	<b>573</b>
	48 x 1 x 33	1200 x 25 x 837	<b>PNN_-SFLX3348</b>	<b>605</b>
	<b>Specify the accent color (A, S).</b>			
<b>41" H panels</b>	20 x 1 x 41	500 x 25 x 1040	<b>PNN_-SFLX4120</b>	<b>479</b>
	24 x 1 x 41	600 x 25 x 1040	<b>PNN_-SFLX4124</b>	<b>519</b>
	30 x 1 x 41	750 x 25 x 1040	<b>PNN_-SFLX4130</b>	<b>548</b>
	36 x 1 x 41	900 x 25 x 1040	<b>PNN_-SFLX4136</b>	<b>573</b>
	42 x 1 x 41	1050 x 25 x 1040	<b>PNN_-SFLX4142</b>	<b>605</b>
	48 x 1 x 41	1200 x 25 x 1040	<b>PNN_-SFLX4148</b>	<b>643</b>
	<b>Specify the accent color (A, S).</b>			
<b>57" H panels</b>	20 x 1 x 57	500 x 25 x 1446	<b>PNN_-SFLX5720</b>	<b>519</b>
	24 x 1 x 57	600 x 25 x 1446	<b>PNN_-SFLX5724</b>	<b>548</b>
	30 x 1 x 57	750 x 25 x 1446	<b>PNN_-SFLX5730</b>	<b>573</b>
	36 x 1 x 57	900 x 25 x 1446	<b>PNN_-SFLX5736</b>	<b>605</b>
	42 x 1 x 57	1050 x 25 x 1446	<b>PNN_-SFLX5742</b>	<b>643</b>
	48 x 1 x 57	1200 x 25 x 1446	<b>PNN_-SFLX5748</b>	<b>683</b>
	<b>Specify the accent color (A, S).</b>			
<b>65" H panels</b>	20 x 1 x 65	500 x 25 x 1650	<b>PNN_-SFLX6520</b>	<b>548</b>
	24 x 1 x 65	600 x 25 x 1650	<b>PNN_-SFLX6524</b>	<b>573</b>
	30 x 1 x 65	750 x 25 x 1650	<b>PNN_-SFLX6530</b>	<b>605</b>
	36 x 1 x 65	900 x 25 x 1650	<b>PNN_-SFLX6536</b>	<b>643</b>
	42 x 1 x 65	1050 x 25 x 1650	<b>PNN_-SFLX6542</b>	<b>683</b>
	48 x 1 x 65	1200 x 25 x 1650	<b>PNN_-SFLX6548</b>	<b>713</b>
	<b>Specify the accent color (A, S).</b>			

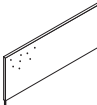
	W x D x H (in)	W x D x H (mm)	Code	Price (\$)
<b>STACKABLE LAMINATE PANELS</b>				
<i>90° and 180° connectors included.</i>				
<b>8" H panels</b>	20 x 1 x 8	500 x 25 x 203	<b>PNN_-SOLX0820</b>	<b>318</b>
	24 x 1 x 8	600 x 25 x 203	<b>PNN_-SOLX0824</b>	<b>334</b>
	30 x 1 x 8	750 x 25 x 203	<b>PNN_-SOLX0830</b>	<b>349</b>
	36 x 1 x 8	900 x 25 x 203	<b>PNN_-SOLX0836</b>	<b>364</b>
	42 x 1 x 8	1050 x 25 x 203	<b>PNN_-SOLX0842</b>	<b>381</b>
	48 x 1 x 8	1200 x 25 x 203	<b>PNN_-SOLX0848</b>	<b>401</b>
	<b>Specify the accent color (A, S).</b>			
<b>12" H panels</b>	20 x 1 x 12	500 x 25 x 304	<b>PNN_-SOLX1220</b>	<b>325</b>
	24 x 1 x 12	600 x 25 x 304	<b>PNN_-SOLX1224</b>	<b>340</b>
	30 x 1 x 12	750 x 25 x 304	<b>PNN_-SOLX1230</b>	<b>358</b>
	36 x 1 x 12	900 x 25 x 304	<b>PNN_-SOLX1236</b>	<b>373</b>
	42 x 1 x 12	1050 x 25 x 304	<b>PNN_-SOLX1242</b>	<b>387</b>
	48 x 1 x 12	1200 x 25 x 304	<b>PNN_-SOLX1248</b>	<b>411</b>
	<b>Specify the accent color (A, S).</b>			
<b>16" H panels</b>	20 x 1 x 16	500 x 25 x 406	<b>PNN_-SOLX1620</b>	<b>334</b>
	24 x 1 x 16	600 x 25 x 406	<b>PNN_-SOLX1624</b>	<b>349</b>
	30 x 1 x 16	750 x 25 x 406	<b>PNN_-SOLX1630</b>	<b>364</b>
	36 x 1 x 16	900 x 25 x 406	<b>PNN_-SOLX1636</b>	<b>381</b>
	42 x 1 x 16	1050 x 25 x 406	<b>PNN_-SOLX1642</b>	<b>401</b>
	48 x 1 x 16	1200 x 25 x 406	<b>PNN_-SOLX1648</b>	<b>420</b>
	<b>Specify the accent color (A, S).</b>			
<b>CURVED STACKABLE LAMINATE PANELS</b>				
<i>90° and 180° connectors included.</i>				
<b>16" H panels</b>	20 x 1 x 16	500 x 25 x 406	<b>PNN_-SOLX1620C</b>	<b>340</b>
	24 x 1 x 16	600 x 25 x 406	<b>PNN_-SOLX1624C</b>	<b>358</b>
	30 x 1 x 16	750 x 25 x 406	<b>PNN_-SOLX1630C</b>	<b>373</b>
	36 x 1 x 16	900 x 25 x 406	<b>PNN_-SOLX1636C</b>	<b>387</b>
	42 x 1 x 16	1050 x 25 x 406	<b>PNN_-SOLX1642C</b>	<b>411</b>
	48 x 1 x 16	1200 x 25 x 406	<b>PNN_-SOLX1648C</b>	<b>427</b>
	<b>Specify the accent color (A, S).</b>			

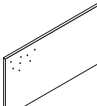
	W x D x H (in)	W x D x H (mm)	Code	Price (\$)
<b>OPEN STACKABLE LAMINATE PANELS</b>				
<i>90° and 180° connectors included.</i>				
<b>8" H panels</b> 	20 x 1 x 8	500 x 25 x 203	PNN_-SOLX08200	364
	24 x 1 x 8	600 x 25 x 203	PNN_-SOLX08240	381
	30 x 1 x 8	750 x 25 x 203	PNN_-SOLX08300	401
	36 x 1 x 8	900 x 25 x 203	PNN_-SOLX08360	427
	42 x 1 x 8	1050 x 25 x 203	PNN_-SOLX08420	451
	48 x 1 x 8	1200 x 25 x 203	PNN_-SOLX08480	471
	<b>Specify the accent color (A, S).</b>			


<b>12" H panels</b> 	20 x 1 x 12	500 x 25 x 304	PNN_-SOLX12200	373
	24 x 1 x 12	600 x 25 x 304	PNN_-SOLX12240	387
	30 x 1 x 12	750 x 25 x 304	PNN_-SOLX12300	411
	36 x 1 x 12	900 x 25 x 304	PNN_-SOLX12360	434
	42 x 1 x 12	1050 x 25 x 304	PNN_-SOLX12420	458
	48 x 1 x 12	1200 x 25 x 304	PNN_-SOLX12480	479
	<b>Specify the accent color (A, S).</b>			


<b>16" H panels</b> 	20 x 1 x 16	500 x 25 x 406	PNN_-SOLX16200	381
	24 x 1 x 16	600 x 25 x 406	PNN_-SOLX16240	401
	30 x 1 x 16	750 x 25 x 406	PNN_-SOLX16300	420
	36 x 1 x 16	900 x 25 x 406	PNN_-SOLX16360	441
	42 x 1 x 16	1050 x 25 x 406	PNN_-SOLX16420	465
	48 x 1 x 16	1200 x 25 x 406	PNN_-SOLX16480	497
	<b>Specify the accent color (A, S).</b>			


<b>STACKABLE FABRIC PANELS</b>				
<i>90° and 180° connectors included. These prices are applicable for United Chair® Grade 1 and 2 fabrics. For other United Chair® grades add: Grade 3: 15%, Grade 4: 20%, Grade 5: 25%, Grade 6: 30%, Grade 7: 35%.</i>				
<b>8" H panels</b> 	20 x 1 x 8	500 x 25 x 203	PNN_-SOFX0820	420
	24 x 1 x 8	600 x 25 x 203	PNN_-SOFX0824	434
	30 x 1 x 8	750 x 25 x 203	PNN_-SOFX0830	451
	36 x 1 x 8	900 x 25 x 203	PNN_-SOFX0836	465
	42 x 1 x 8	1050 x 25 x 203	PNN_-SOFX0842	479
	48 x 1 x 8	1200 x 25 x 203	PNN_-SOFX0848	497
	<b>Specify the accent color (A, S).</b>			

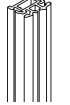
<b>12" H panels</b> 	20 x 1 x 12	500 x 25 x 304	PNN_-SOFX1220	427
	24 x 1 x 12	600 x 25 x 304	PNN_-SOFX1224	441
	30 x 1 x 12	750 x 25 x 304	PNN_-SOFX1230	458
	36 x 1 x 12	900 x 25 x 304	PNN_-SOFX1236	471
	42 x 1 x 12	1050 x 25 x 304	PNN_-SOFX1242	497
	48 x 1 x 12	1200 x 25 x 304	PNN_-SOFX1248	512
	<b>Specify the accent color (A, S).</b>			

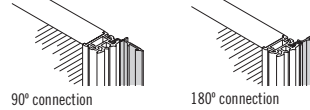
<b>16" H panels</b> 	20 x 1 x 16	500 x 25 x 406	PNN_-SOFX1620	434
	24 x 1 x 16	600 x 25 x 406	PNN_-SOFX1624	451
	30 x 1 x 16	750 x 25 x 406	PNN_-SOFX1630	465
	36 x 1 x 16	900 x 25 x 406	PNN_-SOFX1636	479
	42 x 1 x 16	1050 x 25 x 406	PNN_-SOFX1642	512
	48 x 1 x 16	1200 x 25 x 406	PNN_-SOFX1648	528
	<b>Specify the accent color (A, S).</b>			


<b>TRANSLUCENT SCREENS</b>				
<i>Required assembly hardware included.</i>				
<b>8" H screens</b> 	20 x ¼ x 8	461 x 6 x 203	PNN_-SAGX0820	287
	24 x ¼ x 8	561 x 6 x 203	PNN_-SAGX0824	302
	30 x ¼ x 8	711 x 6 x 203	PNN_-SAGX0830	318
	36 x ¼ x 8	861 x 6 x 203	PNN_-SAGX0836	334
	42 x ¼ x 8	1011 x 6 x 203	PNN_-SAGX0842	349
	48 x ¼ x 8	1161 x 6 x 203	PNN_-SAGX0848	364
	<b>Specify the accent color (A, S).</b>			

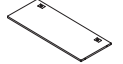
	W x D x H (in)	W x D x H (mm)	Code	Price (\$)
<b>12" H screens</b> 	20 x ¼ x 12	461 x 6 x 304	PNN_-SAGX1220	318
	24 x ¼ x 12	561 x 6 x 304	PNN_-SAGX1224	334
	30 x ¼ x 12	711 x 6 x 304	PNN_-SAGX1230	349
	36 x ¼ x 12	861 x 6 x 304	PNN_-SAGX1236	364
	42 x ¼ x 12	1011 x 6 x 304	PNN_-SAGX1242	381
	48 x ¼ x 12	1161 x 6 x 304	PNN_-SAGX1248	411
	<b>Specify the accent color (A, S).</b>			


<b>16" H screens</b> 	20 x ¼ x 16	461 x 6 x 406	PNN_-SAGX1620	349
	24 x ¼ x 16	561 x 6 x 406	PNN_-SAGX1624	364
	30 x ¼ x 16	711 x 6 x 406	PNN_-SAGX1630	381
	36 x ¼ x 16	861 x 6 x 406	PNN_-SAGX1636	411
	42 x ¼ x 16	1011 x 6 x 406	PNN_-SAGX1642	427
	48 x ¼ x 16	1161 x 6 x 406	PNN_-SAGX1648	451
	<b>Specify the accent color (A, S).</b>			


<b>ACCESSORIES</b>				
<b>Wall starter</b> 	1 x 7/8 x 30	25 x 22 x 728	PNN_-WF33	147
	1 x 7/8 x 38	25 x 22 x 931	PNN_-WF41	162
	1 x 7/8 x 54	25 x 22 x 1337	PNN_-WF57	178
	1 x 7/8 x 63	25 x 22 x 1542	PNN_-WF65	195
	<b>Specify the accent color (A, S).</b>			
<b>Hardware for fastening panel to furniture (plastic)</b>	1½ x 3/8 x 70	37 x 9 x 1773	PNN_-FPBP73	140
<b>Specify the accent color (A, S).</b>				



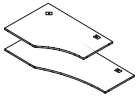
<b>Stabilizer foot</b> 	<i>Total height of panels must not exceed 65" H.</i>			
	22 x 2 x 8	550 x 50 x 220	PNN_-PS22	240
	<b>Specify the accent color (A, S).</b>			


<b>SURFACES EQUIPPED WITH GROMMET AND PRE-DRILLED FOR SC SCREENS</b>					
<i>Order a LGC-BAR for all surfaces wider than 60" not supported by a pedestal or other storage unit, refer to page 119. Required assembly hardware for panel (PNNN-SB) sold separately, refer to page 99. Shapes and sizes of the modular surfaces coordinate with those of freestanding furniture. Use tubular legs (with or without casters), storage units, lateral files, etc. as supports.</i>					
<b>Rectangular surfaces</b> 	<i>Compatible with PanGram privacy screens.</i>				
	72 x 24 x 1	1800 x 600 x 25	P1N_-TR2472GR	512	
	66 x 24 x 1	1650 x 600 x 25	P1N_-TR2466GR	490	
	60 x 24 x 1	1500 x 600 x 25	P1N_-TR2460GR	465	
	54 x 24 x 1	1350 x 600 x 25	P1N_-TR2454GR	441	
	48 x 24 x 1	1250 x 600 x 25	P1N_-TR2448GR	420	
	42 x 24 x 1	1050 x 600 x 25	P1N_-TR2442GR	387	
	36 x 24 x 1	900 x 600 x 25	P1N_-TR2436GR	364	
	<b>Specify the accent color (A, S).</b>				

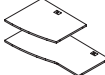
<b>D-shaped surfaces</b> 	<i>Compatible with PanGram privacy screens.</i>			
	78 x 36 x 1	1950 x 900 x 25	P1N_-TD3678GR	636
	78 x 30 x 1	1950 x 750 x 25	P1N_-TD3078GR	596
	60 x 30 x 1	1500 x 750 x 25	P1N_-TD3060GR	519
<b>Specify the accent color (A, S).</b>				


<b>Left extended corner surfaces, 24" D</b> 	<i>Compatible with PanGram privacy screens.</i>			
	72 x 36 x 1	1800 x 900 x 25	P1N_-TC723624GR	613
	54 x 36 x 1	1350 x 900 x 25	P1N_-TC543624GR	548
<b>Specify the accent color (A, S).</b>				

72": 2 grommets  
54": 1 grommet

	W x D x H (in)	W x D x H (mm)	Code	Price (\$)
<b>Right extended corner surfaces, 24" D</b> 	<i>Compatible with PanGram privacy screens.</i>			
	72 x 36 x 1	1800 x 900 x 25	P1NN-TC367224GR	613
	54 x 36 x 1	1350 x 900 x 25	P1NN-TC365424GR	548
	<b>Specify the accent color (A, S).</b>			
	72": 2 grommets 54": 1 grommet			


	W x D x H (in)	W x D x H (mm)	Code	Price (\$)
<b>Asymmetrical surfaces, 24" on left, 30" on right</b> 	<i>Compatible with PanGram privacy screens.</i>			
	72 x 30 x 1	1800 x 750 x 25	P1NN-TA247230GR	596
	66 x 30 x 1	1650 x 750 x 25	P1NN-TA246630GR	582
	60 x 30 x 1	1500 x 750 x 25	P1NN-TA246030GR	567
	54 x 30 x 1	1350 x 750 x 25	P1NN-TA245430GR	548
	36 x 30 x 1	900 x 750 x 25	P1NN-TA243630GR	535
	<b>Specify the accent color (A, S).</b>			
	72" to 60": 2 grommets 54" to 36": 1 grommet			


	W x D x H (in)	W x D x H (mm)	Code	Price (\$)
<b>Asymmetrical surfaces, 30" on left, 24" on right</b> 	<i>Compatible with PanGram privacy screens.</i>			
	72 x 30 x 1	1800 x 750 x 25	P1NN-TA307224GR	596
	66 x 30 x 1	1650 x 750 x 25	P1NN-TA306624GR	582
	60 x 30 x 1	1500 x 750 x 25	P1NN-TA306024GR	567
	54 x 30 x 1	1350 x 750 x 25	P1NN-TA305424GR	548
	36 x 30 x 1	900 x 750 x 25	P1NN-TA303624GR	535
	<b>Specify the accent color (A, S).</b>			
	72" to 60": 2 grommets 54" to 36": 1 grommet			


	W x D x H (in)	W x D x H (mm)	Code	Price (\$)
<b>Panel bracket kit</b> 	<i>Kit of 10 brackets with hardware to mount surfaces on laminate panels. Panel can receive 2 brackets on each side.</i>			
	2 x 1 1/4 x 1 1/2	50 x 33 x 38	PNNN-SB	78


**SURFACES**

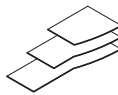
Order a LGC-BAR for all surfaces wider than 60" not supported by a pedestal or other storage unit, refer to page 119. Required assembly hardware for panel (PNNN-SB) sold separately, refer to page 99. Shapes and sizes of the modular surfaces coordinate with those of freestanding furniture. Use tubular legs (with or without casters), storage units, lateral files, etc. as supports.

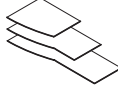
	W x D x H (in)	W x D x H (mm)	Code	Price (\$)
<b>Rectangular surfaces</b> 	<i>Not compatible with PanGram privacy screens.</i>			
	72 x 24 x 1	1800 x 600 x 25	P1NN-TR2472	479
	66 x 24 x 1	1650 x 600 x 25	P1NN-TR2466	458
	60 x 24 x 1	1500 x 600 x 25	P1NN-TR2460	434
	54 x 24 x 1	1350 x 600 x 25	P1NN-TR2454	411
	48 x 24 x 1	1200 x 600 x 25	P1NN-TR2448	401
	42 x 24 x 1	1050 x 600 x 25	P1NN-TR2442	373
	36 x 24 x 1	900 x 600 x 25	P1NN-TR2436	349
18 x 24 x 1	450 x 600 x 25	P1NN-TR2418	302	

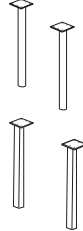
	W x D x H (in)	W x D x H (mm)	Code	Price (\$)
<b>D-shaped surfaces</b> 	<i>Not compatible with PanGram privacy screens.</i>			
	78 x 36 x 1	1950 x 900 x 25	P1NN-TD3678	620
	78 x 30 x 1	1950 x 750 x 25	P1NN-TD3078	582
	60 x 30 x 1	1500 x 750 x 25	P1NN-TD3060	505

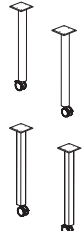
	W x D x H (in)	W x D x H (mm)	Code	Price (\$)
<b>Left extended corner surfaces, 24" D</b> 	<i>Not compatible with PanGram privacy screens.</i>			
	72 x 36 x 1	1800 x 900 x 25	P1NN-TC723624	582
	54 x 36 x 1	1350 x 900 x 25	P1NN-TC543624	519

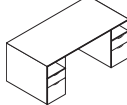
	W x D x H (in)	W x D x H (mm)	Code	Price (\$)
<b>Right extended corner surfaces, 24" D</b> 	<i>Not compatible with PanGram privacy screens.</i>			
	72 x 36 x 1	1800 x 900 x 25	P1NN-TC367224	582
	54 x 36 x 1	1350 x 900 x 25	P1NN-TC365424	519

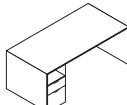
	W x D x H (in)	W x D x H (mm)	Code	Price (\$)
<b>Asymmetrical surfaces, 24" on left, 30" on right</b> 	<i>Not compatible with PanGram privacy screens.</i>			
	72 x 30 x 1	1800 x 750 x 25	P1NN-TA247230	567
	66 x 30 x 1	1650 x 750 x 25	P1NN-TA246630	548
	60 x 30 x 1	1500 x 750 x 25	P1NN-TA246030	535
	54 x 30 x 1	1350 x 750 x 25	P1NN-TA245430	519
	36 x 30 x 1	900 x 750 x 25	P1NN-TA243630	505

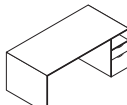
	W x D x H (in)	W x D x H (mm)	Code	Price (\$)
<b>Asymmetrical surfaces, 30" on left, 24" on right</b> 	<i>Not compatible with PanGram privacy screens.</i>			
	72 x 30 x 1	1800 x 750 x 25	P1NN-TA307224	567
	66 x 30 x 1	1650 x 750 x 25	P1NN-TA306624	548
	60 x 30 x 1	1500 x 750 x 25	P1NN-TA306024	535
	54 x 30 x 1	1350 x 750 x 25	P1NN-TA305424	519
	36 x 30 x 1	900 x 750 x 25	P1NN-TA303624	505



	W x D x H (in)	W x D x H (mm)	Code	Price (\$)
<b>Metal fixed legs</b> 	<i>Round leg.</i>			
	2 x 2 x 28	51 x 51 x 713	TNN_-VTL	162
	<b>Specify the accent color (A, S).</b>			
	<i>Square leg.</i>			
	2 x 2 x 28	51 x 51 x 713	TNN_-QTL	162
	<b>Specify the accent color (A, S).</b>			
	<i>2 round legs.</i>			
	2 x 2 x 28	51 x 51 x 713	TNN_-VTL2	318
	<b>Specify the accent color (A, S).</b>			
	<i>2 square legs.</i>			
	2 x 2 x 28	51 x 51 x 713	TNN_-QTL2	318
	<b>Specify the accent color (A, S).</b>			



	W x D x H (in)	W x D x H (mm)	Code	Price (\$)
<b>Metal mobile legs</b> 	<i>Round leg.</i>			
	2 x 2 x 28	51 x 51 x 713	TNN_-MVTL	162
	<b>Specify the accent color (A, S).</b>			
	<i>Square leg.</i>			
	2 x 2 x 28	51 x 51 x 713	TNN_-MQTL	162
	<b>Specify the accent color (A, S).</b>			
	<i>2 round legs.</i>			
	2 x 2 x 28	51 x 51 x 713	TNN_-MVTL2	318
	<b>Specify the accent color (A, S).</b>			
	<i>2 square legs.</i>			
	2 x 2 x 28	51 x 51 x 713	TNN_-MQTL2	318
	<b>Specify the accent color (A, S).</b>			



	W x D x H (in)	W x D x H (mm)	Code	Price (\$)
<b>Double pedestal desks</b> 	<i>2 pedestals with locks, 2 box drawers and 2 file drawers with suspension bars. Pencil tray. Recessed, full-height modesty panel.</i>			
	72 x 36 x 29	1800 x 900 x 735	P1_-F3672F	2,155
	60 x 30 x 29	1500 x 750 x 735	P1_-F3060F	1,912
	<b>Specify the handle code (Q, V). Specify the accent color (A, S).</b>			

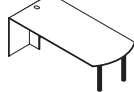
	W x D x H (in)	W x D x H (mm)	Code	Price (\$)
<b>Left single pedestal desks</b> 	<i>1 pedestal on left with lock, 1 box drawer and 1 file drawer with suspension bar. Pencil tray. Recessed, full-height modesty panel.</i>			
	72 x 36 x 29	1800 x 900 x 735	P1_-F3672S	1,698
	66 x 30 x 29	1650 x 750 x 735	P1_-F3066S	1,543
	<b>Specify the handle code (Q, V). Specify the accent color (A, S).</b>			

	W x D x H (in)	W x D x H (mm)	Code	Price (\$)
<b>Right single pedestal desks</b> 	<i>1 pedestal on right with lock, 1 box drawer and 1 file drawer with suspension bar. Pencil tray. Recessed, full-height modesty panel.</i>			
	72 x 36 x 29	1800 x 900 x 735	P1_-S3672F	1,698
	66 x 30 x 29	1650 x 750 x 735	P1_-S3066F	1,543
	<b>Specify the handle code (Q, V). Specify the accent color (A, S).</b>			



	W x D x H (in)	W x D x H (mm)	Code	Price (\$)
<b>Left executive return</b>	<i>1 pedestal on left with lock, 1 box drawer and 1 file drawer with suspension bar. Pencil tray. Grommet.</i>			
	42 x 24 x 29	1050 x 600 x 735	P1__-F2442R 	1,208
<b>Specify the handle code (Q, V). Specify the accent color (A, S).</b>				

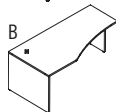
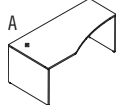
<b>Right executive return</b>	<i>1 pedestal on right with lock, 1 box drawer and 1 file drawer with suspension bar. Pencil tray. Grommet.</i>			
	42 x 24 x 29	1050 x 600 x 735	P1__-R2442F 	1,208
<b>Specify the handle code (Q, V). Specify the accent color (A, S).</b>				

<b>D-shaped work surface</b>	<i>Grommet. Legs included.</i>			
	78 x 36 x 29	1950 x 900 x 735	P1__-BT3678 	1,124
<b>Specify the leg code (Q, V). Specify the accent color (A, S).</b>				



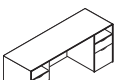

Packaged in 2 boxes.





<b>Right extended corner modules – 24" D</b>	<i>Full-height modesty panel. 1 grommet.</i>			
	72 x 36 x 29	1800 x 900 x 735	P1N_-CM367224 	1,326
<b>Specify the accent color (A, S). Specify panel legs (A, B).</b>				

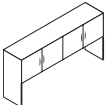



<b>Left extended corner modules – 24" D</b>	<i>Full-height modesty panel. 1 grommet.</i>			
	72 x 36 x 29	1800 x 900 x 735	P1N_-CM723624 	1,326
<b>Specify the accent color (A, S). Specify panel legs (A, B).</b>				

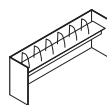





<b>Open credenza</b>	<i>2 pedestals with locks, 2 box drawers and 2 file drawers with suspension bars. Pencil tray. Grommet on back.</i>			
	72 x 24 x 29	1800 x 600 x 735	P1__-F2472F 	2,014
<b>Specify the handle code (Q, V). Specify the accent color (A, S).</b>				


<b>Mobile EDP tables</b>	<i>Reversible integrated CPU stand. Casters. 2 grommets. The top part is removable and can be replaced with a privacy screen 02-SC48 or 02-SC36.</i>			
	54 x 24 x 29	1350 x 600 x 735	P1N_-MDT2454 	1,326
	42 x 24 x 29	1050 x 600 x 735	P1N_-MDT2442 	1,248
<b>Specify the accent color (A, S).</b>				



<b>Hutches with doors – 36" H</b>	<i>Clearance: 19". No back on the bottom. 1 tone only.</i>			
	72 x 16 x 36	1800 x 400 x 900	P1__-E723616P 	1,425
	66 x 16 x 36	1650 x 400 x 900	P1__-E663616P	1,364
	60 x 16 x 36	1500 x 400 x 900	P1__-E603616P	1,284
	54 x 16 x 36	1350 x 400 x 900	P1__-E543616P	1,233
	48 x 16 x 36	1200 x 400 x 900	P1__-E483616P	1,147
	42 x 16 x 36	1050 x 400 x 900	P1__-E423616P	1,060
	36 x 16 x 36	900 x 400 x 900	P1__-E363616P	960
<b>Specify the handle code (Q, V). Specify the accent color (A, S).</b>				



72" to 60": 4 doors  
54" to 48": 3 doors  
42" to 36": 2 doors



	W x D x H (in)	W x D x H (mm)	Code	Price (\$)
<b>Open hutches – 28" H</b>	<i>Clearance: 17<sup>5</sup>/<sub>8</sub>". Grommet. Full-width wire access. Can accommodate a tackboard, refer to page 117.</i>			
	72 x 16 x 28	1800 x 380 x 710	PNN_-E722816 	862
	66 x 16 x 28	1650 x 380 x 710	PNN_-E662816	823
	60 x 16 x 28	1500 x 380 x 710	PNN_-E602816	767
	54 x 16 x 28	1350 x 380 x 710	PNN_-E542816	723
	48 x 16 x 28	1200 x 380 x 710	PNN_-E482816	674
<b>Specify the accent color (A, S).</b>				

<b>Lateral file unit</b>	<i>2 file drawers with suspension bars. Lock. Optional counterweight to meet BIFMA standards, refer to page 119.</i>			
	36 x 24 x 29	900 x 600 x 735	P1__-2436LF 	1,396
<b>Specify the handle code (Q, V). Specify the accent color (A, S).</b>				

<b>Bookcase unit with doors</b>	<i>Adjustable shelf. Lock.</i>			
	36 x 24 x 29	900 x 600 x 735	P1__-2436B	1,137
<b>Specify the handle code (Q, V). Specify the accent color (A, S).</b>				


<b>Combination unit</b>	<i>1 box drawer and 1 file drawer with suspension bar. Lock. Pencil tray. Optional counterweight to meet BIFMA standards, refer to page 119.</i>			
	36 x 24 x 29	900 x 600 x 735	P1__-2436W 	1,448
<b>Specify the handle code (Q, V). Specify the accent color (A, S).</b>				


<b>Support / lateral file unit</b>	<i>2 file drawers with suspension bars. Lock. 1 tone only.</i>			
	36 x 24 x 28	900 x 600 x 710	PN__-2436LFL 	1,248
<b>Specify the handle code (Q, V). Specify the accent color (A, S).</b>				








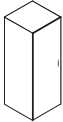
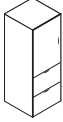
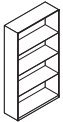

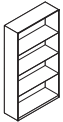





<b>Support / lateral file unit</b>	<i>1 box drawer, 1 file drawer with suspension bar. Pencil tray. Lock. 1 tone only.</i>			
	36 x 24 x 28	900 x 600 x 710	PN__-2436WL 	1,215
<b>Specify the handle code (Q, V). Specify the accent color (A, S).</b>				









### MOBILE COMPONENTS

*The top part of the 41" H is removable and can be replaced with a screen (02-SC36 or 02-SC24).*

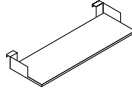

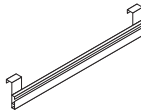
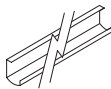


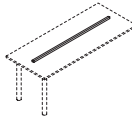



<b>Utility units – 41" H</b>	<i>1 box drawer. 1 adjustable shelf. Casters. Grommet. Lock. 6 wire dividers included.</i>			
	36 x 21 x 41	900 x 525 x 1037	P1__-ME213641U	1,364
<b>Specify the handle code (Q, V). Specify the accent color (A, S).</b>				
<i>4 wire dividers included.</i>				
	24 x 21 x 41	600 x 525 x 1037	P1__-ME212441U	1,208
<b>Specify the handle code (Q, V). Specify the accent color (A, S).</b>				

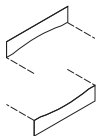





<b>Utility units – 25" H</b>	<i>1 box drawer. Casters. Grommet. Lock. 3 wire dividers included.</i>			
	36 x 21 x 25	900 x 525 x 628	P1__-ME213625U	1,116
<b>Specify the handle code (Q, V). Specify the accent color (A, S).</b>				
<i>2 wire dividers included.</i>				
	24 x 21 x 25	600 x 525 x 628	P1__-ME212425U	955
<b>Specify the handle code (Q, V). Specify the accent color (A, S).</b>				


	W x D x H (in)	W x D x H (mm)	Code	Price (\$)
<b>Storage units with doors – 41" H</b> 	<i>2 adjustable shelves. Casters. Grommet. 9 wire dividers included.</i>			
	36 x 21 x 41	900 x 525 x 1037	P1__-ME213641B 	1,411
	<b>Specify the handle code (Q, V). Specify the accent color (A, S).</b>			
<b>Storage units with doors – 25" H</b> 	<i>1 adjustable shelf. Casters. Grommet. 6 wire dividers included.</i>			
	24 x 21 x 41	600 x 525 x 1037	P1__-ME212441B 	1,248
	<b>Specify the handle code (Q, V). Specify the accent color (A, S).</b>			
<b>Storage units with doors – 25" H</b> 	<i>4 wire dividers included.</i>			
	24 x 21 x 25	600 x 525 x 628	P1__-ME213625B	1,164
	<b>Specify the handle code (Q, V). Specify the accent color (A, S).</b>			
<b>Flip extension surface</b> 	<i>For mobile storage units.</i>			
	12 x 20 x 1	300 x 509 x 25	P1NN-WS12	334
	<b>Specify the handle code (Q, V). Specify the accent color (A, S).</b>			
<b>Handle</b> 	<i>For mobile storage units.</i>			
	21 x 6½ x 1½	499 x 161 x 38	PN__-HD21	117
	<b>Specify the handle code (Q, V). Specify the accent color (A, S).</b>			
<b>Storage or wardrobe unit</b> 	<i>Reversible door. 3 adjustable shelves, 1 full-width fixed shelf. 1 clothes hanger bar. Lock. 1 tone only.</i>			
	24 x 24 x 65	600 x 600 x 1635	PN__-242465B	1,577
	<b>Specify the handle code (Q, V). Specify the accent color (A, S).</b>			
<b>Storage with lateral file</b> 	<i>Reversible door. 2 adjustable shelves. 2 file drawers with suspension bars. Lock on box drawers. 1 tone only.</i>			
	24 x 24 x 65	600 x 600 x 1635	PN__-242465FB	2,067
	<b>Specify the handle code (Q, V). Specify the accent color (A, S).</b>			
<b>Open bookcases</b> 	<i>4 adjustable shelves. 1 tone only.</i>			
	36 x 14 x 65	900 x 350 x 1635	PNNN-B366514 	1,084
	<b>Specify the handle code (Q, V). Specify the accent color (A, S).</b>			
<b>Open bookcases</b> 	<i>3 adjustable shelves. 1 tone only.</i>			
	36 x 14 x 57	900 x 350 x 1445	PNNN-B365714	993
	<b>Specify the handle code (Q, V). Specify the accent color (A, S).</b>			
<b>Supports / storage</b> 	<i>2 box drawers, 1 file drawer with suspension bar. Pencil tray. Lock. 1 tone only.</i>			
	18 x 24 x 28	450 x 600 x 710	PN__-P1824UFL	1,164
	<b>Specify the handle code (Q, V). Specify the accent color (A, S).</b>			
<b>Supports / storage</b> 	<i>1 box drawer, 1 file drawer with suspension bar. Pencil tray. Lock. 1 tone only.</i>			
	18 x 24 x 28	450 x 600 x 710	PN__-P1824FL 	1,038
	<b>Specify the handle code (Q, V). Specify the accent color (A, S).</b>			
<b>Mobile pedestal</b> 	<i>2 box drawers, 1 file drawer with suspension bar. Pencil tray. Brakes on front casters. Lock. Goes under a work surface. 1 tone only.</i>			
	15 x 18 x 27	390 x 450 x 689	PN__-MP1518UF 	1,124
	<b>Specify the handle code (Q, V). Specify the accent color (A, S).</b>			


	W x D x H (in)	W x D x H (mm)	Code	Price (\$)
<b>Mobile pedestal</b> 	<i>1 box drawer and 1 file drawer with suspension bar. Pencil tray. Brakes on front casters. Lock. Goes under a work surface. 1 tone only.</i>			
	15 x 18 x 20¾	390 x 450 x 527	PN__-MP1518F 	1,046
	<b>Specify the handle code (Q, V). Specify the accent color (A, S).</b>			
<b>Mobiles pedestal</b> 	<i>1 box drawer, 1 file drawer with suspension bar. Pencil tray. Brakes on front casters. Lock. Goes under a work surface. 1 tone only.</i>			
	15 x 23 x 20¾	390 x 575 x 527	PN__-MP1523F 	1,084
	<b>Specify the handle code (Q, V). Specify the accent color (A, S).</b>			
<b>Mobile table</b> 	<i>Height adjustable, black base on casters.</i>			
	30 x 30 x 22-33	750 x 750 x 550-850	P1NN-MT30 	1,164
	<b>Specify the handle code (Q, V). Specify the accent color (A, S).</b>			
<b>Pigeonholes</b> 	<i>4 shelves.</i>			
	18 x 10 x 11	450 x 265 x 274	PNNN-DV1811 	458
	<b>Specify the handle code (Q, V). Specify the accent color (A, S).</b>			

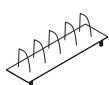


**ACCESSORIES FOR PANGRAM PANELS**

<b>Shelves</b> 	<i>Supports included.</i>			
	21 x 7½ x 2¾	496 x 190 x 70	PNN_-SH721	265
	33 x 7½ x 2¾	796 x 190 x 70	PNN_-SH733	272
<b>Specify the accent color (A, S).</b>				
<b>Pencil tray</b> 	12 x 3½ x 2	300 x 90 x 50	PNN_-PH12	106
	<b>Specify the accent color (A, S).</b>			
	<b>Specify the handle code (Q, V). Specify the accent color (A, S).</b>			
<b>Metal accessory rails</b> 	<i>For rail accessories, refer to page 118.</i>			
	21 x 1½ x 4	496 x 38 x 100	PNN_-RA21	200
	33 x 1½ x 4	796 x 38 x 100	PNN_-RA33	219
<b>Specify the accent color (A, S).</b>				
<b>Adhesive wire channel</b> 	<i>Self-adhesive. Can hold most power bars.</i>			
	68 x 2¼ x 3¼	1700 x 60 x 80	LGC-HWMC72_	154
	44 x 2¼ x 3¼	1100 x 60 x 80	LGC-HWMC48_	126
	20 x 2¼ x 3¼	500 x 60 x 80	LGC-HWMC24_	106
<b>Specify the accent color (A, S).</b>				
<b>Additional legs</b> 	<i>For workstation reconfiguration. For corner modules only.</i>			
	30 x 1 x 27½	750 x 25 x 698	PNNN-L30	209
	24 x 1 x 27½	600 x 25 x 698	PNNN-L24	195
	20 x 1 x 27½	500 x 25 x 698	PNNN-L20	178
<b>Additional legs</b> 	<i>Recessed leg. For corner modules only.</i>			
	13 x 1 x 27½	330 x 25 x 698	PNNN-L12	162
	<b>Specify the handle code (Q, V). Specify the accent color (A, S).</b>			
<b>Work surface reinforcement bar</b> 	<i>Black metal.</i>			
	54 x 2 x 1	1372 x 51 x 25	LGC-BAR 	106
	<b>Specify the handle code (Q, V). Specify the accent color (A, S).</b>			
<b>42" top</b> 	<i>Use with 4 legs.</i>			
	42 x 42 x 1	1050 x 1050 x 25	P1NN-SQ42 	505
	<b>Specify the handle code (Q, V). Specify the accent color (A, S).</b>			


	W x D x H (in)	W x D x H (mm)	Code	Price (\$)
<b>ACCESSORIES</b>				
	<i>May be used as a privacy screen or modesty panel. Can accommodate a 8" H tackboard. Perforations to accommodate a shelf with wire dividers. Compatible with surfaces with grommet and mobile storage units when specified only.</i>			
	72 x 5/8 x 12	1800 x 16 x 300	PNNN-SC72 	318
	66 x 5/8 x 12	1650 x 16 x 300	PNNN-SC66	311
	60 x 5/8 x 12	1500 x 16 x 300	PNNN-SC60	302
	54 x 5/8 x 12	1350 x 16 x 300	PNNN-SC54 	294
	48 x 5/8 x 12	1200 x 16 x 300	PNNN-SC48 	287
	42 x 5/8 x 12	1050 x 16 x 300	PNNN-SC42	279
	36 x 5/8 x 12	900 x 16 x 300	PNNN-SC36 	272
	30 x 5/8 x 12	750 x 16 x 300	PNNN-SC30	265
	24 x 5/8 x 12	600 x 16 x 300	PNNN-SC24 	255

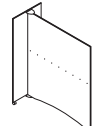

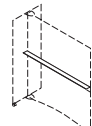



	W x D x H (in)	W x D x H (mm)	Code	Price (\$)
	<i>To be fixed on laminate panels. These prices are applicable for United Chair® Grade 1 and 2 fabrics. For other United Chair® grades add: Grade 3: 15%, Grade 4: 20%, Grade 5: 25%, Grade 6: 30%, Grade 7: 35%.</i>			
	18 x 1/2 x 15	437 x 13 x 378	PNNN-TK1815P	318
	22 x 1/2 x 15	537 x 13 x 378	PNNN-TK2215P	334
	28 x 1/2 x 15	687 x 13 x 378	PNNN-TK2815P	349
	34 x 1/2 x 15	837 x 13 x 378	PNNN-TK3415P	364
	40 x 1/2 x 15	987 x 13 x 378	PNNN-TK4015P	381
	46 x 1/2 x 15	1137 x 13 x 378	PNNN-TK4615P	401
	<b>Specify the fabric code after the product code.</b>			

	W x D x H (in)	W x D x H (mm)	Code	Price (\$)
	<i>To be fixed on laminate panels. These prices are applicable for United Chair® Grade 1 and 2 fabrics. For other United Chair® grades add: Grade 3: 15%, Grade 4: 20%, Grade 5: 25%, Grade 6: 30%, Grade 7: 35%.</i>			
	18 x 1/2 x 11	437 x 13 x 276	PNNN-TK1811P	302
	22 x 1/2 x 11	537 x 13 x 276	PNNN-TK2211P	318
	28 x 1/2 x 11	687 x 13 x 276	PNNN-TK2811P	334
	34 x 1/2 x 11	837 x 13 x 276	PNNN-TK3411P	349
	40 x 1/2 x 11	987 x 13 x 276	PNNN-TK4011P	364
	46 x 1/2 x 11	1137 x 13 x 276	PNNN-TK4611P	381
<b>Specify the fabric code after the product code.</b>				

	W x D x H (in)	W x D x H (mm)	Code	Price (\$)
	<i>Mount on SC screen.</i>			
	42 x 10 x 3 3/8	1050 x 265 x 91	PN_-_-SH42	334
	36 x 10 x 3 3/8	900 x 265 x 91	PN_-_-SH36 	318
	30 x 10 x 3 3/8	750 x 265 x 91	PN_-_-SH30	302
	24 x 10 x 3 3/8	600 x 265 x 91	PN_-_-SH24 	287
	18 x 10 x 3 3/8	450 x 265 x 91	PN_-_-SH18	272
<b>Specify the leg code (Q, V). Specify the accent color (A, S).</b>				

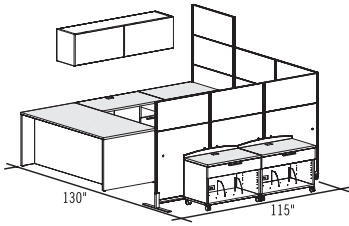
42" to 36": 2 feet and 5 wire dividers.  
30" to 24": 2 feet and 4 wire dividers.  
18": 2 feet and 3 wire dividers.

	W x D x H (in)	W x D x H (mm)	Code	Price (\$)
	<i>Supports included for installation under the shelf. Compatible with 41" H (1040 mm) PanGram laminate panels.</i>			
	54 x 12 x 14 1/2	1350 x 300 x 353	P1NN-TS1254	126
	48 x 12 x 14 1/2	1200 x 300 x 353	P1NN-TS1248	117
	42 x 12 x 14 1/2	1050 x 300 x 353	P1NN-TS1242	106
	36 x 12 x 14 1/2	900 x 300 x 353	P1NN-TS1236	101
	30 x 12 x 14 1/2	750 x 300 x 353	P1NN-TS1230	93

	W x D x H (in)	W x D x H (mm)	Code	Price (\$)
	<i>Non-magnetic surface for use with dry-erase markers on both sides. Accepts accessory tray.</i>			
	55 x 25 x 65	1375 x 605 x 1600	PNN_-MWB542465 	1,577
<b>Specify the accent color (A, S).</b>				
	<i>For mobile board. One tray per mobile board.</i>			
	54 x 2 1/16 x 2 7/8	1343 x 68 x 72	PNN_-PH54 	188
<b>Specify the accent color (A, S).</b>				
	<i>Height adjustable. Integrated CPU stand. Casters. 1 grommet.</i>			
	24 x 25 x 41	600 x 614 x 899	PNN_-MDT252441	1,278
<b>Specify the accent color (A, S).</b>				
	<i>Thermofused laminate. Casters. 1 tone only.</i>			
	12 x 21 x 19	300 x 525 x 590	PNNN-MPU211219	596

# SUGGESTIONS

## P \_\_\_-PLAN01



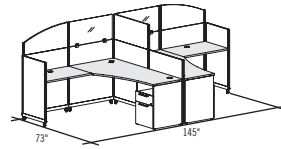
Plan shown in PanGram Flyer:

### PNQS-PLAN01 \$13,961

- 1 PIQS-S3672F
- 1 PIQS-R2442F
- 1 PIQS-2436W
- 1 ONNN-EM661716D
- 2 PIQS-ME213625U
- 1 PNNS-WF65
- 5 PNNS-SFLX4136
- 5 PNNS-SOFX1636
- 1 PNNS-SOLX1636
- 1 PNNS-PS22

Straight pull (Q), Silver accent (S).

## P \_\_\_-PLAN05



Not shown in PanGram Flyer:

### P \_\_\_-PLAN05 \$10,740

- 1 PIN\_-TC367224GR
- 1 PIN\_-TC723624GR
- 2 PIN\_-TR2436GR
- 2 PN\_-P1824FL
- 6 PNN\_-SFLX4136
- 2 PNN\_-SFLX4124
- 2 PNN\_-SAGX1636
- 1 PNN\_-SOFX1636
- 2 PNN\_-SOLX1636C
- 2 PNNN-SB

Straight pull (Q), Silver accent (S).

## P \_\_\_-PLAN02

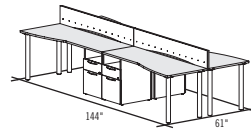


Not shown in PanGram Flyer:

### P \_\_\_-PLAN02 \$9,763

- 2 PIN\_-TC367224GR
- 2 PIN\_-TC723624GR
- 4 PIN\_-TR2436GR
- 4 TNN\_-VTL2
- 8 PNN\_-SFLX4136

## P \_\_\_-PLAN06

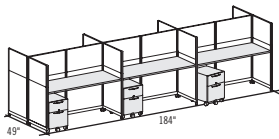


Not shown in PanGram Flyer:

### P \_\_\_-PLAN06 \$9,081

- 2 PIN\_-TA247230GR
- 2 PIN\_-TA307224GR
- 4 TNN\_-VTL2
- 4 PNNN-SC72
- 4 PN\_-P1824FL

## P \_\_\_-PLAN03

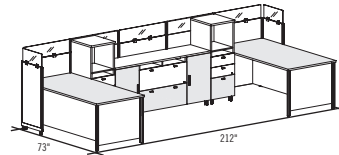


Not shown in PanGram Flyer:

### P \_\_\_-PLAN03 \$20,999

- 6 PIN\_-TR2460GR
- 6 PN\_-MP1518F
- 8 PNN\_-SFLX3324
- 6 PNN\_-SFLX3330
- 8 PNN\_-SOLX1624
- 6 PNN\_-SOLX1630

## P \_\_\_-PLAN07

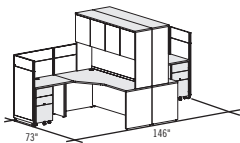


Not shown in PanGram Flyer:

### P \_\_\_-PLAN07 \$14,413

- 2 C3-TD3672
- 2 C3-201849UF
- 1 C3-207233LFB
- 5 PNN\_-SFLX4136
- 2 PNN\_-SFLX4124
- 5 PNN\_-SAGX0836

## P \_\_\_-PLAN04

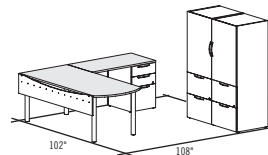


Not shown in PanGram Flyer:

### P \_\_\_-PLAN04 \$15,853

- 1 41NN-CM367224B
- 1 41NN-CM723624B
- 2 41NN-DT2436B
- 2 41NN-E724416P
- 2 4N\_N-MP1518UF
- 2 PNN\_-SFLX4124
- 4 PNN\_-SFLX4136
- 2 PNN\_-SOFX0824
- 4 PNN\_-SOFX0836
- 2 PNNN-SB

## P \_\_\_-PLAN08

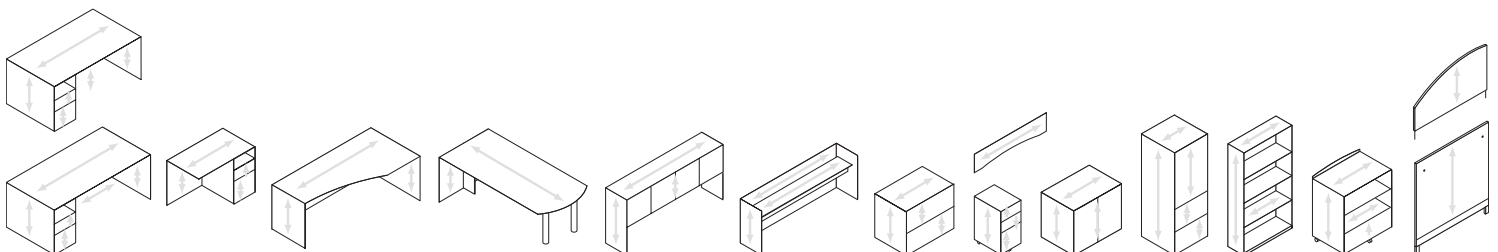


Not shown in PanGram Flyer:

### P \_\_\_-PLAN08 \$5,222

- 1 PIN\_-TD3678GR
- 1 PINN-TR2448
- 2 TNN\_-VTL2
- 1 PNNN-SC72
- 1 PN\_-P1824UFL
- 1 PN\_-242465FB

### TYPICAL WOOD GRAIN DIRECTION FOR PANGRAM:

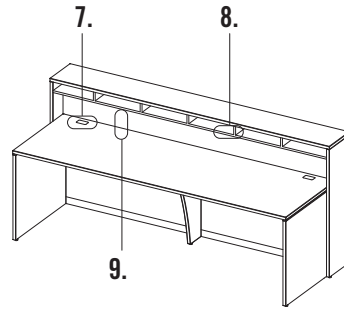
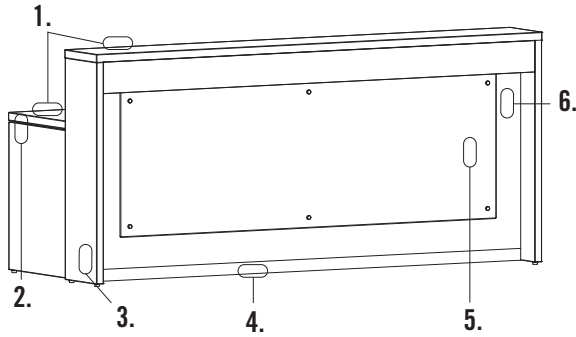


# RECEPTION Furniture



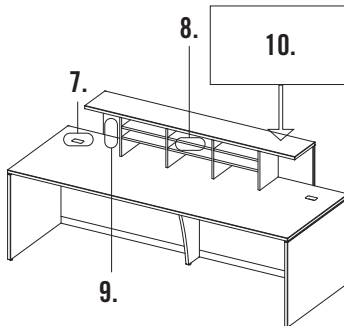
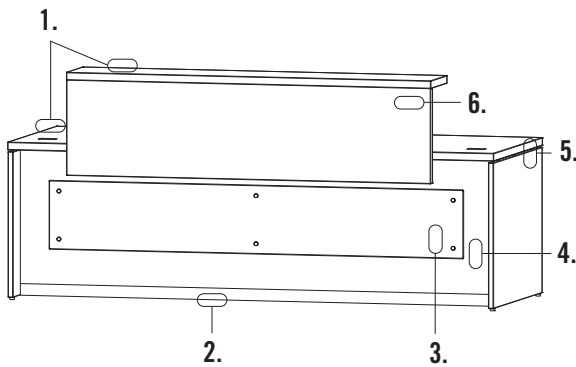
## GENERAL CHARACTERISTICS

STYLE MORPHEO, 43" H



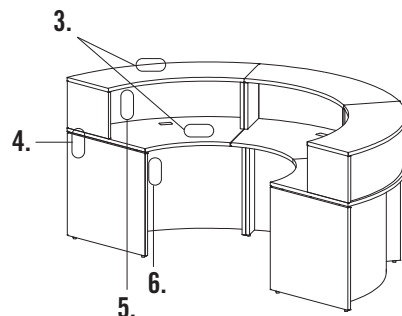
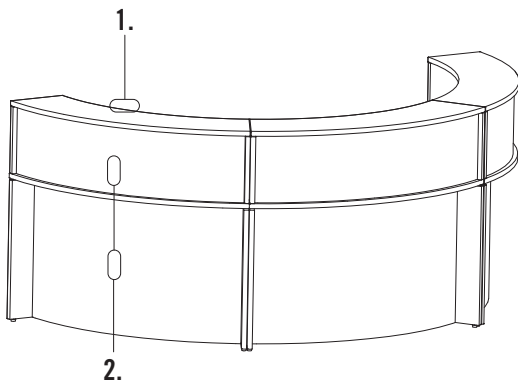
1. Thermofused or high-pressure laminate surfaces, 1" (25 mm) or 1½" (38 mm) thick.
2. Aluminum spacers.
3. Panel, 1" (25 mm) or 1½" (38 mm) thick.
4. Anodized aluminum kickplate (optional).
5. Front acrylic panel option: T Translucent or X Matrix (optional).
6. Recessed modesty panel. Available space to accommodate a lighting unit: 4½" (115 mm) deep, 2½" (64 mm) high. Lighting unit sold separately (LGC-LED\_ \_).
7. 2 grommets at both ends.
8. Pigeonholes accommodate legal size documents.
9. Clearance under shelf: 9½" (233 mm) under a 1" (25 mm) shelf, 8⅞" (220 mm) under a 1½" (38 mm) shelf. Space can accommodate a LGC-TK4809H tackboard.

STYLE MORPHEO, 29" H



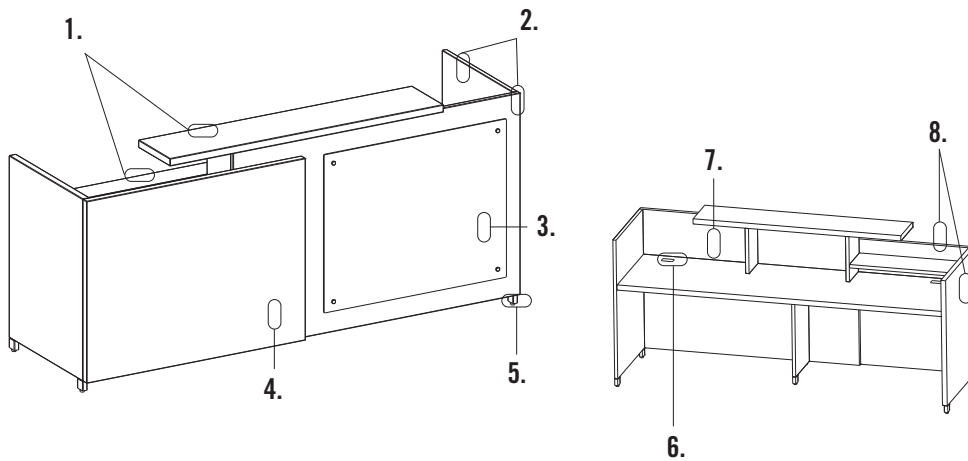
1. Thermofused or high-pressure laminate surfaces, 1" (25 mm) or 1½" (38 mm) thick.
2. Anodized aluminum kickplate (optional).
3. Front acrylic panel option: T Translucent or X Matrix (optional).
4. Recessed modesty panel. Available space to accommodate a lighting unit: 5¼" (134 mm) deep. Lighting unit sold separately (LGC-LED\_ \_).
5. Aluminum spacers.
6. Panel, 1" (25 mm) or 1½" (38 mm) thick.
7. 2 grommets at both ends.
8. Modular countertop has pigeonholes to accommodate legal size documents.
9. Clearance under shelf: 12½" (318 mm) under a 1" (25 mm) shelf, 12" (306 mm) under a 1½" (38 mm) shelf.
10. Ability to convert a standard rectangular desk into a reception station by adding a modular countertop.

STYLE MORPHEO, 60° ET 90°

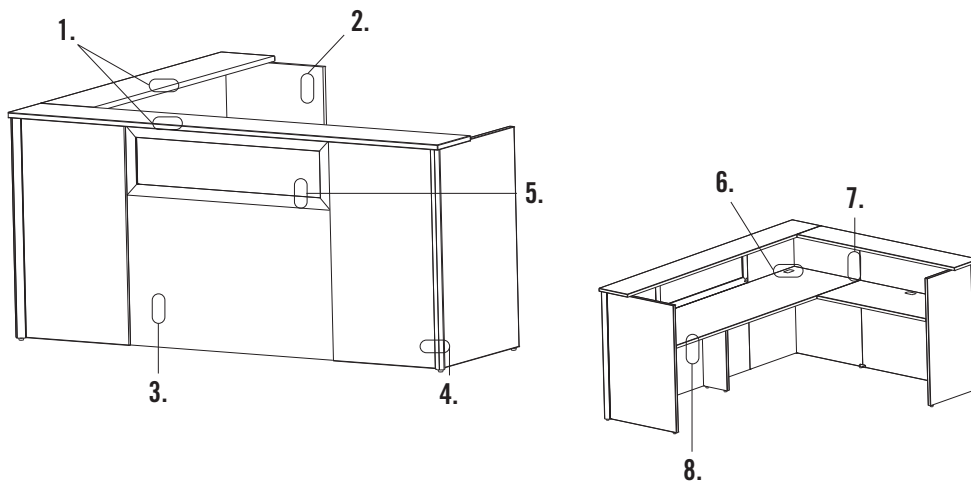


1. Modular countertops.
2. High-pressure laminate recessed front and modesty panel.
3. Thermofused or high-pressure laminate surfaces, 1" (25 mm) or 1½" (38 mm) thick.
4. Aluminum spacers.
5. Clearance under shelf: 12½" (318 mm).
6. Can accommodate a suspended pedestal MNN\_-F or 18" (448 mm) deep modular pedestals (sold separately).



**STYLE QUAD**


1. Thermofused or high-pressure laminate surfaces, 1½" (38 mm) thick.
2. Panels, 1" (25 mm) thick.
3. Front acrylic panel (optional).
4. 1½" (38 mm) thick panel juxtaposed on a 1" (25 mm) thick panel.
5. Metal legs in accent color Silver (S) or Anthracite Grey (A).
6. 2 grommets at both ends.
7. Clearance under shelf: 12¼" (311 mm).
8. Panels, 1½" (38 mm) thick.
9. Reception returns available to match with desks.

**STYLE CONCEPT 3**


1. Thermofused laminate surfaces, 1" (25 mm).
2. Reversible return shell (sold separately) accommodates a C3-UF18 modular pedestal (sold separately).
3. ⅝" (16 mm) panel between two 1" (25 mm) panels.
4. Anodized aluminum legs.
5. Anodized aluminum frame with translucent acrylic insert.
6. 2 grommets at both ends.
7. Clearance under shelf: 12½" (318 mm).
8. Desk accommodates C3-FF24 or C3-UF24 modular pedestals (sold separately).




**EDGEBANDING**

Furniture with 1" and 1½" (25 and 38 mm) thick tops.

Furniture with 1½" (38 mm) thick tops.

**N Edge**



Smooth, ¼" (1,5 mm) thick edge.

The N edge is matched with the finish specified for the surface.


**Textured 1 Edge**



Textured, ¼" (3 mm) thick edge.

The textured 1 and 2 edges are available (and in matching color) ONLY when a ATH, BUC, CCL, CER, DCH, ERH, HRG, HZN, RAS, SAH or TOM wood grain finish is specified for the surface.


**Textured 2 Edge**



**HANDLES**



**A – Arcade**



**C – Cubic**



**K – Classic**




**W – Waterfall**



**Z – Straight**

**LEGS**




**Q – Square**




**V – Round**

**ALUMINUM KICKPLATE**



**M – Anodized Aluminum**

**MODESTY PANELS / DOOR INSERTS**




**T – Translucent**



**X – Matrix**

**ACCENT COLORS**



**S – Silver**



**A – Anthracite Grey**

Exception: Furniture with aluminum doors or kickplate are available in Silver anodized aluminum only.

**CODIFICATION**

Series	Options			
	Thickness	Edgebanding	Handles / Legs	Accent color
<b>M</b>	1 Thermofused laminate 1"	<b>N</b> Smooth edge	<b>A</b> Arcade <b>C</b> Cubic <b>K</b> Classic <b>W</b> Waterfall <b>Z</b> Straight <b>Q</b> Square leg <b>V</b> Round leg	<b>A</b> Anthracite Grey <b>S</b> Silver
	2 High-pressure laminate 1"			
	5 Thermofused laminate 1½"			
	6 High-pressure laminate 1½"			

W x D x H (in)	W x D x H (mm)	Code	All Laminate (\$)	HPL Surfaces (\$)
<b>Reception desks with transaction countertop, 43" H</b>				
<i>Transaction countertop with pigeonholes. Full-height modesty panel. Can accommodate 1 or 2 pedestals. 2 grommets on the work surface and 2 wiring accesses allowing the passage of electrical cables for a lighting unit on the front of the modesty panel. Lighting sold separately (LGC-LED_).</i>				
96 x 36 x 42¾	2400 x 900 x 1087	<b>M_NN_-GS369643S</b>	<b>3,137</b>	<b>3,774</b>
84 x 36 x 42¾	2100 x 900 x 1087	<b>M_NN_-GS368443S</b>	<b>2,988</b>	<b>3,580</b>
72 x 36 x 42¾	1800 x 900 x 1087	<b>M_NN_-GS367243S</b>	<b>2,843</b>	<b>3,416</b>
1" (25 mm) surfaces: Clearance of 9¼" (233 mm) under the countertop. Specify the surface type (1, 2). Edge N. Specify the accent color (A, S).				
97 x 36 x 43⅞	2425 x 900 x 1100	<b>M_NN_-GS369743S</b>	<b>3,448</b>	<b>4,146</b>
85 x 36 x 43⅞	2125 x 900 x 1100	<b>M_NN_-GS368543S</b>	<b>3,276</b>	<b>3,943</b>
73 x 36 x 43⅞	1825 x 900 x 1100	<b>M_NN_-GS367343S</b>	<b>3,123</b>	<b>3,744</b>
1½" (38 mm) surfaces: Clearance of 8⅞" (220 mm) under the countertop. Specify the surface type (5, 6). Specify the edge (N, 1, 2). Specify the accent color (A, S).				

96": 6 pigeonholes.  
84": 5 pigeonholes.  
72": 4 pigeonholes.

Aluminum kickplate option: specify S at the accent option, M at the end of the code and add \$233. Ex.: M\_\_NS-GC489743M.

Packaged in 2 boxes.

W x D x H (in)	W x D x H (mm)	Code	All Laminate (\$)	HPL Surfaces (\$)
<b>Right extended corner reception desks, 43" H</b>				
<i>Transaction countertop with pigeonholes. Full-height modesty panel. Extended work surface can accommodate a 24" D (600 mm) return unit on left, and 1 or 2 pedestals underneath. 2 grommets on the work surface and 2 wiring accesses allowing the passage of electrical cables for a lighting unit on the front of the modesty panel. Lighting sold separately (LGC-LED_).</i>				
96 x 48 x 42¾	2400 x 1200 x 1087	<b>M_NN_-GC489643</b>	<b>3,635</b>	<b>4,352</b>
84 x 48 x 42¾	2100 x 1200 x 1087	<b>M_NN_-GC488443</b>	<b>3,448</b>	<b>4,146</b>
72 x 48 x 42¾	1800 x 1200 x 1087	<b>M_NN_-GC487243</b>	<b>3,276</b>	<b>3,943</b>
1" (25 mm) surfaces: Clearance of 9¼" (233 mm) under the countertop. Specify the surface type (1, 2). Edge N. Specify the accent color (A, S).				
97 x 48 x 43⅞	2425 x 1200 x 1100	<b>M_NN_-GC489743</b>	<b>3,990</b>	<b>4,788</b>
85 x 48 x 43⅞	2125 x 1200 x 1100	<b>M_NN_-GC488543</b>	<b>3,798</b>	<b>4,565</b>
73 x 48 x 43⅞	1825 x 1200 x 1100	<b>M_NN_-GC487343</b>	<b>3,602</b>	<b>4,324</b>
1½" (38 mm) surfaces: Clearance of 8⅞" (220 mm) under the countertop. Specify the surface type (5, 6). Specify the edge (N, 1, 2). Specify the accent color (A, S).				

96": 6 pigeonholes.  
84": 5 pigeonholes.  
72": 4 pigeonholes.

Aluminum kickplate option: specify S at the accent option, M at the end of the code and add \$233. Ex.: M\_\_NS-GC489743M.

Packaged in 3 boxes.



	W x D x H (in)	W x D x H (mm)	Code	All Laminate (\$)	HPL Surfaces (\$)
<b>Left extended corner reception desks, 43" H</b> 	<i>Transaction countertop with pigeonholes. Full-height modesty panel. Extended work surface can accommodate a 24" D (600 mm) return unit on right, and 1 or 2 pedestals underneath. 2 grommets on the work surface and 2 wiring accesses allowing the passage of electrical cables for a lighting unit on the front of the modesty panel. Lighting sold separately (LGC-LED__).</i>				
	96 x 48 x 42 <sup>3</sup> / <sub>4</sub>	2400 x 1200 x 1087	M_NN_-GC964843	3,635	4,352
	84 x 48 x 42 <sup>3</sup> / <sub>4</sub>	2100 x 1200 x 1087	M_NN_-GC844843	3,448	4,146
	72 x 48 x 42 <sup>3</sup> / <sub>4</sub>	1800 x 1200 x 1087	M_NN_-GC724843	3,276	3,943
	1" (25 mm) surfaces: Clearance of 9 <sup>1</sup> / <sub>8</sub> " (233 mm) under the countertop. Specify the surface type (1, 2). Edge N. Specify the accent color (A, S).				
	97 x 48 x 43 <sup>5</sup> / <sub>16</sub>	2425 x 1200 x 1100	M_N_-GC974843	3,990	4,788
	85 x 48 x 43 <sup>5</sup> / <sub>16</sub>	2125 x 1200 x 1100	M_N_-GC854843	3,798	4,565
	73 x 48 x 43 <sup>5</sup> / <sub>16</sub>	1825 x 1200 x 1100	M_N_-GC734843	3,602	4,324
	1 <sup>1</sup> / <sub>2</sub> " (38 mm) surfaces: Clearance of 8 <sup>5</sup> / <sub>8</sub> " (220 mm) under the countertop. Specify the surface type (5, 6). Specify the edge (N, 1, 2). Specify the accent color (A, S).				
96": 6 pigeonholes. 84": 5 pigeonholes. 72": 4 pigeonholes.					
Aluminum kickplate option: specify S at the accent option, M at the end of the code and add \$233. Ex.: M__NS-GC489743M.					
Packaged in 3 boxes.					

	W x D x H (in)	W x D x H (mm)	Code	All Laminate (\$)	HPL Surfaces (\$)
<b>Rectangular desks, 36" D</b> 	<i>Recessed, full-height modesty panel. Can accommodate 1 or 2 pedestals. 2 grommets.</i>				
	96 x 36 x 29 <sup>3</sup> / <sub>8</sub>	2400 x 900 x 744	M_NN_-GS3696S	1,433	1,712
	84 x 36 x 29 <sup>3</sup> / <sub>8</sub>	2100 x 900 x 744	M_NN_-GS3684S	1,357	1,637
	72 x 36 x 29 <sup>3</sup> / <sub>8</sub>	1800 x 900 x 744	M_NN_-GS3672S	1,293	1,559
	Specify the surface type (1, 2). Edge N. Specify the accent color (A, S).				
	96 x 36 x 29 <sup>7</sup> / <sub>8</sub>	2400 x 900 x 757	M_N_-GS3696S	1,572	1,884
	84 x 36 x 29 <sup>7</sup> / <sub>8</sub>	2100 x 900 x 757	M_N_-GS3684S	1,497	1,797
	72 x 36 x 29 <sup>7</sup> / <sub>8</sub>	1800 x 900 x 757	M_N_-GS3672S	1,433	1,712
	Specify the surface type (5, 6). Specify the edge (N, 1, 2). Specify the accent color (A, S).				
Aluminum kickplate option: specify S at the accent option, M at the end of the code and add \$233. Ex.: M__NS-GC489743M.					

	W x D x H (in)	W x D x H (mm)	Code	All Laminate (\$)	HPL Surfaces (\$)
<b>Rectangular desks, 30" D</b> 	<i>Recessed, full-height modesty panel. Can accommodate 1 or 2 pedestals. 2 grommets.</i>				
	72 x 30 x 29 <sup>3</sup> / <sub>8</sub>	1800 x 750 x 744	M_NN_-GS3072S	1,215	1,460
	60 x 30 x 29 <sup>3</sup> / <sub>8</sub>	1500 x 750 x 744	M_NN_-GS3060S	1,155	1,379
	48 x 30 x 29 <sup>3</sup> / <sub>8</sub>	1200 x 750 x 744	M_NN_-GS3048S	1,094	1,326
	36 x 30 x 29 <sup>3</sup> / <sub>8</sub>	900 x 750 x 744	M_NN_-GS3036S	1,046	1,266
	Specify the surface type (1, 2). Edge N. Specify the accent color (A, S). Specify leg panel choice at the end of the code (A, B, C).				
	72 x 30 x 29 <sup>7</sup> / <sub>8</sub>	1800 x 750 x 757	M_N_-GS3072S	1,331	1,596
	60 x 30 x 29 <sup>7</sup> / <sub>8</sub>	1500 x 750 x 757	M_N_-GS3060S	1,271	1,524
	48 x 30 x 29 <sup>7</sup> / <sub>8</sub>	1200 x 750 x 757	M_N_-GS3048S	1,208	1,448
	36 x 30 x 29 <sup>7</sup> / <sub>8</sub>	900 x 750 x 757	M_N_-GS3036S	1,155	1,379
	Specify the surface type (5, 6). Specify the edge (N, 1, 2). Specify the accent color (A, S). Specify leg panel choice at the end of the code (A, B, C).				
Aluminum kickplate option: specify S at the accent option, M before leg choice and add \$233. Ex.: M__NS-GC9648MA.					

**AVAILABLE LEG OPTIONS**



(A) 2 full-width legs



(B) 1 full, 1 recessed



(C) 1 recessed, 1 full



(D) 2 recessed legs

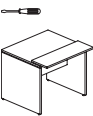
	W x D x H (in)	W x D x H (mm)	Code	All Laminate (\$)	HPL Surfaces (\$)
<b>Right extended corner desks</b> 	<i>Recessed, full-height modesty panel. Extended work surface can accommodate a 24" D (600 mm) return unit on left, and 1 or 2 pedestals underneath. 2 grommets.</i>				
	96 x 48 x 29 <sup>3</sup> / <sub>8</sub>	2400 x 1200 x 744	M_NN_-GC4896	2,047	2,448
	84 x 48 x 29 <sup>3</sup> / <sub>8</sub>	2100 x 1200 x 744	M_NN_-GC4884	1,951	2,339
	72 x 48 x 29 <sup>3</sup> / <sub>8</sub>	1800 x 1200 x 744	M_NN_-GC4872	1,867	2,233
	Specify the surface type (1, 2). Edge N. Specify the accent color (A, S). Specify leg panel choice at the end of the code (A, B).				
	96 x 48 x 29 <sup>7</sup> / <sub>8</sub>	2400 x 1200 x 757	M_N_-GC4896	2,239	2,697
	84 x 48 x 29 <sup>7</sup> / <sub>8</sub>	2100 x 1200 x 757	M_N_-GC4884	2,155	2,573
	72 x 48 x 29 <sup>7</sup> / <sub>8</sub>	1800 x 1200 x 757	M_N_-GC4872	2,053	2,467
	Specify the surface type (5, 6). Specify the edge (N, 1, 2). Specify the accent color (A, S). Specify leg panel choice at the end of the code (A, B).				
96" to 84": Packaged in 2 boxes.					
Aluminum kickplate option: specify S at the accent option, M before leg choice and add \$233. Ex.: M__NS-GC9648MA.					

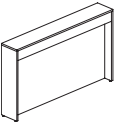
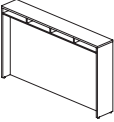
	W x D x H (in)	W x D x H (mm)	Code	All Laminate (\$)	HPL Surfaces (\$)
<b>Left extended corner desks</b> 	<i>Recessed, full-height modesty panel. Extended work surface can accommodate a 24" D (600 mm) return unit on right, and 1 or 2 pedestals underneath. Pedestal sold separately. 2 grommets.</i>				
	96 x 48 x 29 <sup>3</sup> / <sub>8</sub>	2400 x 1200 x 744	M_NN_-GC9648	2,047	2,448
	84 x 48 x 29 <sup>3</sup> / <sub>8</sub>	2100 x 1200 x 744	M_NN_-GC8448	1,951	2,339
	72 x 48 x 29 <sup>3</sup> / <sub>8</sub>	1800 x 1200 x 744	M_NN_-GC7248	1,867	2,233
	Specify the surface type (1, 2). Edge N. Specify the accent color (A, S). Specify leg panel choice at the end of the code (A, B).				
	96 x 48 x 29 <sup>7</sup> / <sub>8</sub>	2400 x 1200 x 757	M_N_-GC9648	2,239	2,697
	84 x 48 x 29 <sup>7</sup> / <sub>8</sub>	2100 x 1200 x 757	M_N_-GC8448	2,155	2,573
	72 x 48 x 29 <sup>7</sup> / <sub>8</sub>	1800 x 1200 x 757	M_N_-GC7248	2,053	2,467
	Specify the surface type (5, 6). Specify the edge (N, 1, 2). Specify the accent color (A, S). Specify leg panel choice at the end of the code (A, B).				
96" to 84": Packaged in 2 boxes.					
Aluminum kickplate option: specify S at the accent option, M before leg choice and add \$233. Ex.: M__NS-GC9648MA.					

	W x D x H (in)	W x D x H (mm)	Code	All Laminate (\$)	HPL Surfaces (\$)
<b>Curved desks, 90°</b> 	<i>Recessed, full-height curved modesty panel. 30" (750 mm) deep. Can accommodate 1 hanging pedestal MNN__-F or a modular 18" deep pedestal. 1 grommet.</i>				
	54 x 54 x 29 <sup>3</sup> / <sub>8</sub>	1350 x 1350 x 744	M_NN_-GRD90	4,083	4,899
	54 x 54 x 29 <sup>7</sup> / <sub>8</sub>	1350 x 1350 x 757	M_N_-GRD90	4,487	5,377
	Specify the surface type (1, 2). Edge N. Specify the accent color (A, S). Specify leg panel choice at the end of the code (A, B, C).				
Packaged in 2 boxes.					

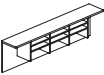
	W x D x H (in)	W x D x H (mm)	Code	All Laminate (\$)	HPL Surfaces (\$)
<b>Curved desks, 60°</b> 	<i>Recessed, full-height curved modesty panel. 30" (750 mm) deep. Can accommodate 1 hanging pedestal MNN__-F or a modular 18" deep pedestal. Pedestal sold separately. 1 grommet.</i>				
	42 x 47 x 29 <sup>3</sup> / <sub>8</sub>	1049 x 1168 x 744	M_NN_-GRD60	3,728	4,472
	42 x 47 x 29 <sup>7</sup> / <sub>8</sub>	1049 x 1168 x 757	M_N_-GRD60	4,083	4,899
	Specify the surface type (1, 2). Edge N. Specify the accent color (A, S). Specify leg panel choice at the end of the code (A, B, C).				
Packaged in 2 boxes.					



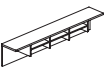
	W x D x H (in)	W x D x H (mm)	Code	All Laminate (\$)	HPL Surfaces (\$)
<b>ADA counters</b>	<i>Clearance of 30" (764 mm) under the countertop. Kneespace of 18"/s" (480 mm). Half-height modesty panel.</i>				
	36 x 35 x 31	900 x 883 x 777	M_NNN-G303632	923	1,116
	36 x 29 x 31	900 x 733 x 777	M_NNN-G243632	877	1,054
	<b>Specify the surface type (1, 2). Edge N.</b>				
	36 x 35 x 32	900 x 883 x 802	M__NN-G303632	1,013	1,215
	36 x 29 x 32	900 x 733 x 802	M__NN-G243632	969	1,164
	<b>Specify the surface type (5, 6). Specify the edge (N, 1, 2).</b>				

	W x D x H (in)	W x D x H (mm)	Code	All Laminate (\$)	HPL Surfaces (\$)
<b>Modular countertops, 43" H</b>	<i>Recessed, full-height modesty panel. 4 pigeonholes. 1 wiring access allowing the passage of electrical cables for a lighting unit on the front of the modesty panel. Lighting sold separately (LGC-LED__). Can be used on all standard 72" (1800 mm) Lacasse desk. Can not be used with a table with metal legs.</i>				
	73 x 12 x 42 3/4	1857 x 300 x 1087	M_NNN-MC7343	1,692	2,030
	<b>Specify the surface type (1, 2). Edge N.</b>				
	74 x 12 x 43 5/16	1880 x 300 x 1100	M__NN-MC7443	1,867	2,233
	<b>Specify the surface type (5, 6). Specify the edge (N, 1, 2).</b>				


Aluminum kickplate option: change M\_\_N to: M\_\_M, add \$233.

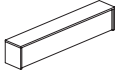
	W x D x H (in)	W x D x H (mm)	Code	All Laminate (\$)	HPL Surfaces (\$)
<b>Modular countertops / shelves, 14" H</b>	<i>Removable shelves. 1 tone only.</i>				
	72 x 12 x 13 1/2	1800 x 300 x 344	M_NNN-MC7214DV	1,471	1,767
	66 x 12 x 13 1/2	1650 x 300 x 344	M_NNN-MC6614DV	1,396	1,682
	60 x 12 x 13 1/2	1500 x 300 x 344	M_NNN-MC6014DV	1,331	1,596
	54 x 12 x 13 1/2	1350 x 300 x 344	M_NNN-MC5414DV	1,271	1,524
	48 x 12 x 13 1/2	1200 x 300 x 344	M_NNN-MC4814DV	1,208	1,448
	42 x 12 x 13 1/2	1050 x 300 x 344	M_NNN-MC4214DV	1,147	1,371
	36 x 12 x 13 1/2	900 x 300 x 344	M_NNN-MC3614DV	1,084	1,318
	1" (25 mm) surfaces: Clearance of 12 1/2" (318 mm) under the countertop. <b>Specify the surface type (1, 2). Edge N.</b>				


72": 6 pigeonholes.  
66" to 60": 4 pigeonholes.  
54" to 36": 2 pigeonholes.


	W x D x H (in)	W x D x H (mm)	Code	All Laminate (\$)	HPL Surfaces (\$)
<b>Modular countertops / shelves, 8" H</b>	<i>Removable shelves. 1 tone only.</i>				
	72 x 12 x 8 1/2	1800 x 300 x 214	M_NNN-MC7208DV	1,178	1,425
	66 x 12 x 8 1/2	1650 x 300 x 214	M_NNN-MC6608DV	1,124	1,341
	60 x 12 x 8 1/2	1500 x 300 x 214	M_NNN-MC6008DV	1,060	1,278
	54 x 12 x 8 1/2	1350 x 300 x 214	M_NNN-MC5408DV	1,013	1,215
	48 x 12 x 8 1/2	1200 x 300 x 214	M_NNN-MC4808DV	969	1,164
	42 x 12 x 8 1/2	1050 x 300 x 214	M_NNN-MC4208DV	914	1,094
	36 x 12 x 8 1/2	900 x 300 x 214	M_NNN-MC3608DV	867	1,046
	1" (25 mm) surfaces: Clearance of 7 3/8" (188 mm) under the countertop. <b>Specify the surface type (1, 2). Edge N.</b>				

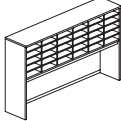

72": 3 pigeonholes.  
66" to 60": 2 pigeonholes.  
54" to 36": 1 pigeonhole.

	W x D x H (in)	W x D x H (mm)	Code	All Laminate (\$)	HPL Surfaces (\$)
<b>Modular countertops / shelves, 8" H (con't)</b>	<i>Countertops for rectangular desks. Can accommodate a tackboard, refer to page 117.</i>				
	72 x 12 x 8 1/2	1800 x 300 x 214	M__NN-MC7208DV	1,293	1,559
	66 x 12 x 8 1/2	1650 x 300 x 214	M__NN-MC6608DV	1,233	1,479
	60 x 12 x 8 1/2	1500 x 300 x 214	M__NN-MC6008DV	1,172	1,396
	54 x 12 x 8 1/2	1350 x 300 x 214	M__NN-MC5408DV	1,116	1,331
	48 x 12 x 8 1/2	1200 x 300 x 214	M__NN-MC4808DV	1,060	1,278
	42 x 12 x 8 1/2	1050 x 300 x 214	M__NN-MC4208DV	1,007	1,208
	36 x 12 x 8 1/2	900 x 300 x 214	M__NN-MC3608DV	955	1,155
	1 1/2" (38 mm) surfaces: Clearance of 6 7/8" (176 mm) under the countertop. <b>Specify the surface type (5, 6). Specify the edge (N, 1, 2).</b>				

	W x D x H (in)	W x D x H (mm)	Code	All Laminate (\$)	HPL Surfaces (\$)
<b>Modular countertops, 14" H</b>	<i>Countertops for rectangular desks. Can accommodate a tackboard, refer to page 117.</i>				
	72 x 12 x 13 1/2	1800 x 300 x 344	M_NNN-MC7214	596	713
	60 x 12 x 13 1/2	1500 x 300 x 344	M_NNN-MC6014	567	690
	48 x 12 x 13 1/2	1200 x 300 x 344	M_NNN-MC4814	541	643
	36 x 12 x 13 1/2	900 x 300 x 344	M_NNN-MC3614	512	620
	1" (25 mm) surfaces: Clearance of 12 1/2" (318 mm) under the countertop. <b>Specify the surface type (1, 2). Edge N.</b>				

	W x D x H (in)	W x D x H (mm)	Code	All Laminate (\$)	HPL Surfaces (\$)
<b>Curved modular countertops, 90°</b>	<i>For 90° curved desks.</i>				
	54 x 54 x 13 1/2	1350 x 1350 x 344	M_NNN-MCRD90	2,899	3,462
	1" (25 mm) surfaces: Clearance of 12 1/2" (318 mm) under the countertop. <b>Specify the surface type (1, 2). Edge N.</b>				
	54 x 54 x 13 1/2	1350 x 1350 x 344	M__NN-MCRD90	3,215	3,850
	Surfaces 1 1/2" (38 mm): Clearance of 12" (306 mm) under the countertop. <b>Specify the surface type (5, 6). Specify the edge (N, 1, 2).</b>				

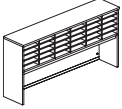
	W x D x H (in)	W x D x H (mm)	Code	All Laminate (\$)	HPL Surfaces (\$)
<b>Curved modular countertops, 60°</b>	<i>For 60° curved desks.</i>				
	42 x 47 x 13 1/2	1049 x 1168 x 344	M_NNN-MCRD60	2,759	3,308
	1" (25 mm) surfaces: Clearance of 12 1/2" (318 mm) under the countertop. <b>Specify the surface type (1, 2). Edge N.</b>				
	42 x 47 x 13 1/2	1049 x 1168 x 344	M__NN-MCRD60	3,062	3,673
	1 1/2" (38 mm) surfaces: Clearance of 12" (306 mm) under the countertop. <b>Specify the surface type (5, 6). Specify the edge (N, 1, 2).</b>				

	W x D x H (in)	W x D x H (mm)	Code	All Laminate (\$)	HPL Surfaces (\$)
<b>Hutches with pigeonholes, 44" H</b>	<i>Clearance: 20 1/2". Removable shelves. Grommet. Full-width wire access. Can accommodate a tackboard, refer to page 117.</i>				
	72 x 16 x 44	1800 x 400 x 1099	M1NN_EDV7244	2,720	-
	36 x 16 x 44	900 x 400 x 1099	M1NN_EDV3644	2,047	-
	<b>Edge N. Specify the accent color (A, S). To be used with 1" surfaces.</b>				
	72 x 16 x 44	1800 x 400 x 1099	M5_N_EDV7244	2,998	-
	36 x 16 x 44	900 x 400 x 1099	M5_N_EDV3644	2,254	-
	<b>Specify the edge (N, 1, 2). Specify the accent color (A, S). To be used with 1 1/2" surfaces.</b>				

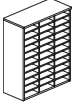
72": 30 pigeonholes.  
36": 15 pigeonholes.



	W x D x H (in)	W x D x H (mm)	Code	All Laminate (\$)	HPL Surfaces (\$)
<b>Hutches with pigeonholes, 36" H</b>	<i>Clearance 17" (432 mm). Removable shelves. Grommet. Full-width wire access. Can accommodate a tackboard, refer to page 117.</i>				
	72 x 16 x 36	1800 x 400 x 900	M1NN_-EDV7236	2,549	–
	36 x 16 x 36	900 x 400 x 900	M1NN_-EDV3636	1,875	–
	<b>Edge N. Specify the accent color (A, S). To be used with 1" surfaces.</b>				
	72 x 16 x 36	1800 x 400 x 900	M5_N_-EDV7236	2,830	–
	36 x 16 x 36	900 x 400 x 900	M5_N_-EDV3636	2,084	–
	<b>Specify the edge (N, 1, 2). Specify the accent color (A, S). To be used with 1½" surfaces.</b>				



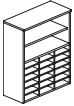
	W x D x H (in)	W x D x H (mm)	Code	All Laminate (\$)	HPL Surfaces (\$)
<b>Vertical pigeonholes, 44" H</b>	<i>33 pigeonholes with removable shelves.</i>				
	36 x 16 x 44	900 x 400 x 1099	M1NNN-DV3644	2,366	–
	<b>Edge N. To be used with 1" surfaces.</b>				
	36 x 16 x 44	900 x 400 x 1099	M5_NN-DV3644	2,602	–
	<b>Specify the edge (N, 1, 2). To be used with 1½" surfaces.</b>				



	W x D x H (in)	W x D x H (mm)	Code	All Laminate (\$)	HPL Surfaces (\$)
<b>Vertical pigeonholes, 36" H</b>	<i>24 pigeonholes with removable shelves.</i>				
	36 x 16 x 36	900 x 400 x 900	M1NNN-DV3636	2,233	–
	<b>Edge N. To be used with 1" surfaces.</b>				
	36 x 16 x 36	900 x 400 x 900	M5_NN-DV3636	2,478	–
	<b>Specify the edge (N, 1, 2). To be used with 1½" surfaces.</b>				



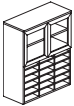
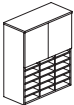
	W x D x H (in)	W x D x H (mm)	Code	All Laminate (\$)	HPL Surfaces (\$)
<b>Open bookcase hutches with pigeonholes, 44" H</b>	<i>1 adjustable shelf. 18 pigeonholes with removable shelves.</i>				
	36 x 16 x 44	900 x 400 x 1099	M1NNN-EBDV3644	2,047	–
	<b>Edge N. To be used with 1" surfaces.</b>				
	36 x 16 x 44	900 x 400 x 1099	M5_NN-EBDV3644	2,239	–
	<b>Specify the edge (N, 1, 2). To be used with 1½" surfaces.</b>				



	W x D x H (in)	W x D x H (mm)	Code	All Laminate (\$)	HPL Surfaces (\$)
<b>Open bookcase hutches with pigeonholes, 36" H</b>	<i>12 pigeonholes with removable shelves.</i>				
	36 x 16 x 36	900 x 400 x 900	M1NNN-EBDV3636	1,912	–
	<b>Edge N. To be used with 1" surfaces.</b>				
	36 x 16 x 36	900 x 400 x 900	M5_NN-EBDV3636	2,114	–
	<b>Specify the edge (N, 1, 2). To be used with 1½" surfaces.</b>				



	W x D x H (in)	W x D x H (mm)	Code	All Laminate (\$)	HPL Surfaces (\$)
<b>Bookcase hutches with doors and pigeonholes, 44" H</b>	<i>1 adjustable shelf. 18 pigeonholes with removable shelves.</i>				
	36 x 16 x 44	900 x 400 x 1099	M1NNN-EBDV3644P	2,395	–
	<b>Edge N. To be used with 1" surfaces.</b>				
	36 x 16 x 44	900 x 400 x 1099	M5_NN-EBDV3644P	2,634	–
	<b>Specify the edge (N, 1, 2). To be used with 1½" surfaces.</b>				



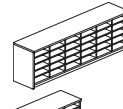
Door insert options, change P Laminate for:  
T Translucent, add \$387; X Matrix, add \$696

	W x D x H (in)	W x D x H (mm)	Code	All Laminate (\$)	HPL Surfaces (\$)
<b>Bookcase hutches with doors and pigeonholes, 36" H</b>	<i>12 pigeonholes with removable shelves.</i>				
	36 x 16 x 36	900 x 400 x 900	M1NNN-EBDV3636P	2,271	–
	<b>Edge N. To be used with 1" surfaces.</b>				
	36 x 16 x 36	900 x 400 x 900	M5_NN-EBDV3636P	2,513	–
	<b>Specify the edge (N, 1, 2). To be used with 1½" surfaces.</b>				



Door insert options, change P Laminate for:  
T Translucent, add \$387; X Matrix, add \$696

	W x D x H (in)	W x D x H (mm)	Code	All Laminate (\$)	HPL Surfaces (\$)
<b>Wall-mounted hutches with pigeonholes</b>	<i>Removable shelves. Can accommodate a tackboard, refer to page 117.</i>				
	72 x 16 x 22½	1800 x 400 x 567	M1NNN-EMDV7222	2,936	–
	36 x 16 x 22½	900 x 400 x 567	M1NNN-EMDV3622	2,395	–
	<b>Edge N.</b>				
	72 x 16 x 22½	1800 x 400 x 567	M5_NN-EMDV7222	3,230	–
	36 x 16 x 22½	900 x 400 x 567	M5_NN-EMDV3622	2,612	–
	<b>Specify the edge (N, 1, 2).</b>				
	72": 30 pigeonholes. 36": 15 pigeonholes.				



	W x D x H (in)	W x D x H (mm)	Code	All Laminate (\$)	HPL Surfaces (\$)
<b>Lateral file units with pigeonholes</b>	<i>1 file drawer with suspension bar. Lock. 9 pigeonholes with removable shelves.</i>				
	36 x 24 x 29⅞	900 x 600 x 757	M_N_-_-2436DVLV	2,125	2,549
	36 x 20 x 29⅞	900 x 500 x 757	M_N_-_-2036DVLV	2,025	2,426
	<b>Specify the surface type (1, 2). Edge N. Specify handle code (A, C, K, W, Z). Specify the accent color (A, S).</b>				



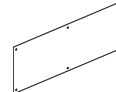
36 x 24 x 29⅞	900 x 600 x 744	M_-_-_-2436DVLV	2,339	2,813
36 x 20 x 29⅞	900 x 500 x 744	M_-_-_-2036DVLV	2,225	2,673

**Specify the surface type (5, 6). Specify the edge (N, 1, 2). Specify handle code (A, C, K, W, Z). Specify the accent color (A, S).**

	W x D x H (in)	W x D x H (mm)	Code	All Laminate (\$)	HPL Surfaces (\$)
<b>Modular pedestal with pigeonholes</b>	<i>3 pigeonholes with removable shelves. 1 file drawer with suspension bar. Lock. Must be installed under a work surface. 1 tone only.</i>				
	15 x 18 x 28	388 x 466 x 721	MNN_-_-P1518DVFL	1,178	–
	<b>Specify handle code (A, C, K, W, Z). Specify the accent color (A, S).</b>				

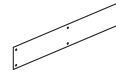


	W x D x H (in)	W x D x H (mm)	Code	All Laminate (\$)	HPL Surfaces (\$)
<b>Front screens, 27" H</b>	<i>Translucent acrylic screen with silver metal supports. For 43" H reception desks.</i>				
	81 x ¼ x 27½/16	2047 x 6 x 694	MNNNN-SC8127T	1,102	–
	69 x ¼ x 27½/16	1747 x 6 x 694	MNNNN-SC6927T	1,001	–
	57 x ¼ x 27½/16	1447 x 6 x 694	MNNNN-SC5727T	837	–



Screen option, change  
T Translucent to: X Matrix, add \$465.

	W x D x H (in)	W x D x H (mm)	Code	All Laminate (\$)	HPL Surfaces (\$)
<b>Front screens, 14" H</b>	<i>Translucent acrylic screen with silver metal supports. For 29" H reception desks.</i>				
	81 x ¼ x 13 ¾/4	2047 x 6 x 350	MNNNN-SC8114T	567	–
	69 x ¼ x 13 ¾/4	1747 x 6 x 350	MNNNN-SC6914T	524	–
	57 x ¼ x 13 ¾/4	1447 x 6 x 350	MNNNN-SC5714T	440	–



Screen option, change  
T Translucent to: X Matrix, add \$311.

	W x D x H (in)	W x D x H (mm)	Code	All Laminate (\$)	HPL Surfaces (\$)
<b>Tackboard</b>	<i>Mounts to 43" H reception desks. The price shown is applicable for United Chair® Grade 1 fabrics. For other grades add: Grade 2: 10%, Grade 3: 15%, Grade 4: 20%, Grade 5: 25%. Specify the fabric code after the product code.</i>				
	48 x ½ x 8 ¼/4	1200 x 13 x 210	MNNNN-TK4809	582	–
	<b>Specify the fabric code after the product code.</b>				



All United Chair® standard fabrics (except vinyls and leathers) are available.



**CODIFICATION**


Series	Options	
	Thickness	Accent color
<b>Q</b>	<b>5</b> Thermofused laminate 1½" top	<b>A</b> Anthracite Grey
	<b>6</b> High-pressure laminate 1½" top	<b>S</b> Silver
	<b>N</b> N/A	<b>N</b> N/A

	W x D x H (in)	W x D x H (mm)	Code	All Laminate (\$)	HPL Surfaces (\$)
<b>Left reception desks with transaction shelf, 43" H</b>	<i>Full-height modesty panel with 1½" thick juxtaposed panel and 1" thick straight panel. 2 grommets. Clearance of 12¼" (311 mm) under the transaction shelf. Can accommodate 1 QNN_-P1518UFL or QNN_-P1518FFL modular pedestal.</i>				
	96 x 30 x 43½/16	2400 x 750 x 1100	<b>Q_N_-GS3096S</b>	<b>3,276</b>	<b>3,943</b>
	84 x 30 x 43½/16	2100 x 750 x 1100	<b>Q_N_-GS3084S</b>	<b>3,123</b>	<b>3,744</b>
	72 x 30 x 43½/16	1800 x 750 x 1100	<b>Q_N_-GS3072S</b>	<b>2,962</b>	<b>3,555</b>



Packaged in 2 boxes.

	W x D x H (in)	W x D x H (mm)	Code	All Laminate (\$)	HPL Surfaces (\$)
<b>Right reception desks with transaction shelf, 43" H</b>	<i>Full-height modesty panel with 1½" thick juxtaposed panel and 1" thick straight panel. 2 grommets. Clearance of 12¼" (311 mm) under the transaction shelf. Can accommodate 1 QNN_-P1518UFL or QNN_-P1518FFL modular pedestal.</i>				
	96 x 30 x 43½/16	2400 x 750 x 1100	<b>Q_N_-S3096GS</b>	<b>3,276</b>	<b>3,943</b>
	84 x 30 x 43½/16	2100 x 750 x 1100	<b>Q_N_-S3084GS</b>	<b>3,123</b>	<b>3,744</b>
	72 x 30 x 43½/16	1800 x 750 x 1100	<b>Q_N_-S3072GS</b>	<b>2,962</b>	<b>3,555</b>



Packaged in 2 boxes.

RECEPTION FURNITURE – CONCEPT 3



	W x D x H (in)	W x D x H (mm)	Code	All Laminate (\$)	HPL Surfaces (\$)
<b>Reception desks with transaction shelf, 43" H</b>	<i>Full-height modesty panel. 2 grommets. Clearance of 12½" (318 mm) under the transaction shelf. Can accommodate 1 C3-UF18, C3-UF24 or C3-FF24 pedestal.</i>				
	96 x 30 x 42½/2	2400 x 750 x 1079	<b>C3-GS3096S</b>	<b>2,549</b>	–
	84 x 30 x 42½/2	2100 x 750 x 1079	<b>C3-GS3084S</b>	<b>2,426</b>	–
	72 x 30 x 42½/2	1800 x 750 x 1079	<b>C3-GS3072S</b>	<b>2,309</b>	–



96" to 84": Packaged in 2 boxes.

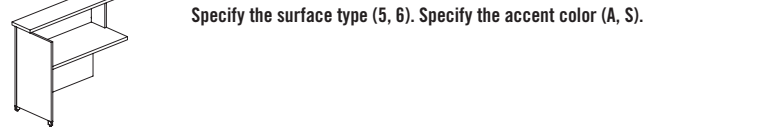
	W x D x H (in)	W x D x H (mm)	Code	All Laminate (\$)	HPL Surfaces (\$)
<b>Modular countertops, 14" H</b>	<i>Can be used on all standard 72" (1800 mm) Lacasse desks. Clearance of 12½" (318 mm) under the countertop.</i>				
	72 x 12 x 13½/2	1800 x 300 x 344	<b>C3-MC7214</b>	<b>1,524</b>	–
	66 x 12 x 13½/2	1650 x 300 x 344	<b>C3-MC6614</b>	<b>1,448</b>	–

Translucent insert with aluminum frame option, specify at the end of the code: T Translucent, add \$278.



	W x D x H (in)	W x D x H (mm)	Code	All Laminate (\$)	HPL Surfaces (\$)
<b>Front screens, 32" H</b>	<i>Translucent acrylic screen with silver metal supports. For 43" H reception desks.</i>				
	40 x ¼ x 31½/2	1000 x 6 x 800	<b>QNNN-SC4032T</b>	<b>709</b>	–
	34 x ¼ x 31½/2	850 x 6 x 800	<b>QNNN-SC3432T</b>	<b>593</b>	–
	28 x ¼ x 31½/2	700 x 6 x 800	<b>QNNN-SC2832T</b>	<b>474</b>	–

	W x D x H (in)	W x D x H (mm)	Code	All Laminate (\$)	HPL Surfaces (\$)
<b>Return-shells with transaction shelf – left</b>	<i>Full-height modesty panel. Clearance of 12¼" (311 mm) under the transaction shelf. Can accommodate a pedestal.</i>				
	48 x 24 x 43½/16	1200 x 600 x 1100	<b>Q_N_-GS244843R</b>	<b>1,512</b>	<b>1,810</b>
	42 x 24 x 43½/16	1050 x 600 x 1100	<b>Q_N_-GS244243R</b>	<b>1,433</b>	<b>1,717</b>



	W x D x H (in)	W x D x H (mm)	Code	All Laminate (\$)	HPL Surfaces (\$)
<b>Return-shells with transaction shelf – right</b>	<i>Full-height modesty panel. Clearance of 12¼" (311 mm) under the transaction shelf. Can accommodate a pedestal.</i>				
	48 x 24 x 43½/16	1200 x 600 x 1100	<b>Q_N_-GR244843S</b>	<b>1,512</b>	<b>1,810</b>
	42 x 24 x 43½/16	1050 x 600 x 1100	<b>Q_N_-GR244243S</b>	<b>1,433</b>	<b>1,717</b>




Specify the surface type (5, 6). Specify the accent color (A, S).

	W x D x H (in)	W x D x H (mm)	Code	All Laminate (\$)	HPL Surfaces (\$)
<b>Translucent front reception desks with transaction shelf, 43" H</b>	<i>Full-height modesty panel includes translucent insert with aluminum frame. 2 grommets. Clearance of 12½" (318 mm) under the transaction shelf. Can accommodate 1 C3-UF18, C3-UF24 or C3-FF24 pedestal.</i>				
	96 x 30 x 42½/2	2400 x 750 x 1079	<b>C3-GS3096ST</b>	<b>2,913</b>	–
	84 x 30 x 42½/2	2100 x 750 x 1079	<b>C3-GS3084ST</b>	<b>2,788</b>	–
	72 x 30 x 42½/2	1800 x 750 x 1079	<b>C3-GS3072ST</b>	<b>2,660</b>	–



96" to 84": Packaged in 2 boxes.

	W x D x H (in)	W x D x H (mm)	Code	All Laminate (\$)	HPL Surfaces (\$)
<b>Return shells</b>	<i>Reversible. 1 grommet. Can accommodate a hanging pedestal C3-UF18.</i>				
	48 x 24 x 42½/2	1200 x 600 x 1079	<b>C3-GR2448S</b>	<b>1,364</b>	–
	42 x 24 x 42½/2	1050 x 600 x 1079	<b>C3-GR2442S</b>	<b>1,293</b>	–



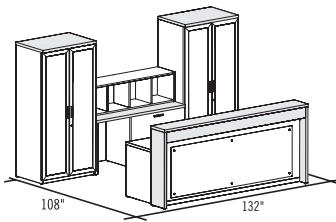
	W x D x H (in)	W x D x H (mm)	Code	All Laminate (\$)	HPL Surfaces (\$)
<b>Hanging combination pedestal</b>	<i>2 box drawers, 1 file drawer with suspension bar. Pencil tray. Lock. Must be installed under a work surface. 1 tone only.</i>				
	15 x 18 x 26	388 x 448 x 628	<b>C3-UF18</b>	<b>1,116</b>	–





## SUGGESTIONS

## M - PLAN15



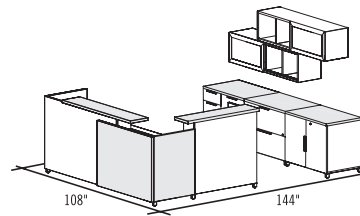
Plan shown in Reception Furniture Flyer:

**M5NCS-PLAN15** \$16,922

- 1 M5NNS-GS369743SM
- 1 M5NCS-S2460LF
- 1 QNNN-E601616
- 2 M5NCS-243673BT
- 1 MNNNN-SC8127T
- 2 LGC-LED37

1 1/2" Laminate thick (5), Smooth edge (N), Cubic pull (C), Anodized Aluminum kickplate (M), hutches with Translucent doors (T).

## Q - PLAN10



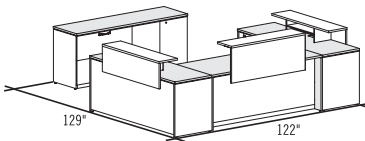
Plan shown in Reception Furniture Flyer:

**Q5TS-PLAN10** \$14,435

- 1 Q5NS-S3096GS
- 1 Q5NS-GS244243R
- 1 Q5NS-2436LF
- 1 Q5NS-2436B
- 1 Q5NS-2436CO
- 2 QNTS-EM601616C

1 1/2" Laminate thick (5), Translucent (T) and Laminate (N) doors, Silver accent (S).

## M - PLAN16



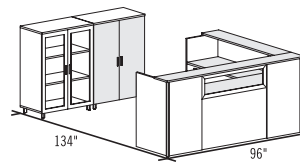
Plan shown in Reception Furniture Flyer:

**M1NKS-PLAN19** \$10,261

- 1 M1NNS-GS3672SM
- 2 M1NNS-DT2472A
- 1 M1NNN-MC4814DV
- 2 M1NNN-MC4808DV
- 1 M1NKS-LF2072B
- 1 MNNKS-P1518UFL

1" Laminate thick (1), Smooth edge (N), Classic pull (K), Anodized Aluminum kickplate (M), Silver accent (S).

## C3-PLAN14



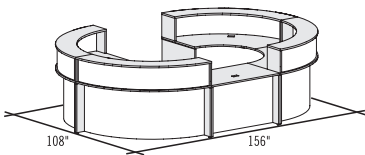
Plan shown in Reception Furniture Flyer:

**C3-PLAN14** \$9,406

- 1 C3-GS3096ST
- 1 C3-GR2448S
- 1 C3-203649B
- 1 C3-203649BT
- 1 C3-UF18

Translucent insert (T) with Anodized Aluminum frame, Translucent (T) and Laminate (N) doors.

## M - PLAN17



Plan shown in Reception Furniture Flyer:

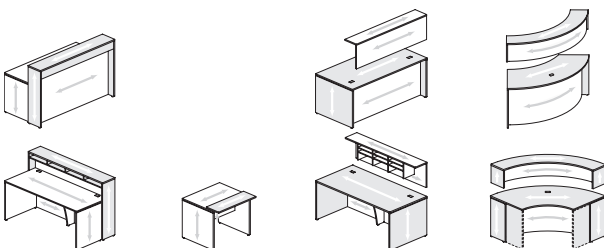
**M1NWS-PLAN17** \$29,956

- 2 M1NNS-GRD90B
- 2 M1NNS-GRD90C
- 1 M1NNS-GS3048SC
- 4 M1NNN-MCRD90
- 1 MNNWS-F

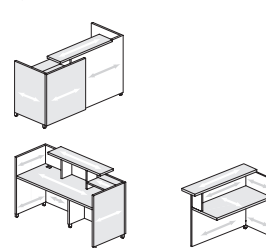
1" Laminate thick (1), Smooth edge (N), Waterfall pull (W), Silver accent (S).

## TYPICAL WOOD GRAIN DIRECTION FOR RECEPTION FURNITURE:

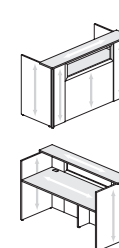
## MORPHEO



## QUAD



## CONCEPT 3



# LAMINATE LATERAL FILES



## LAMINATE LATERAL FILES

### HANDLES



A – Arcade



C – Cubic




K – Classic



L – Linear



W – Waterfall



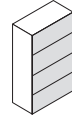
Z – Straight

### CODIFICATION

Series	Options	
	Handles	Accent Color
LN	A Arcade	A Anthracite Grey
	C Cubic	S Silver
	K Classic	
	L Linear	
	W Waterfall	
	Z Straight	

### TWO-TONE APPLICATION

The first finish specified will be applied to the drawer fronts. The second finish specified will be applied to the rest of the unit.



Wood grain direction is vertical

### LACASSE QUICKSHIP PROGRAM\*

Products and suggested layouts identified by this pictogram are part of the Lacasse quick delivery program.

Please refer to page 3 for complete program details.

\* Due to current market conditions, always refer to our Lead-Time Guide for a confirmation of our current Lacasse QuickShip lead-times.



	W x D x H (in)	W x D x H (mm)	Code	Price (\$)
<b>Laminate lateral files</b>	<i>Laminate lateral files with metal drawers. Suspension bars. Lock. Label holders for L pull only.</i>			
	<i>4-drawer lateral file</i>			
	36 x 20 x 58	900 x 500 x 1459	LN__-203658LF4	2,930
<i>3-drawer lateral file</i>				
36 x 20 x 43	900 x 500 x 1098	LN__-203643LF3	2,441	
<i>2-drawer lateral file</i>				
36 x 20 x 29	900 x 500 x 735	LN__-203629LF2	1,951	

Specify the handle code. Specify the accent color (A, S).

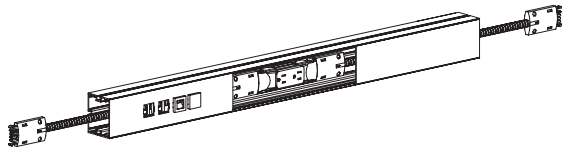




# ELECTRICOM II Electrification System

## GENERAL

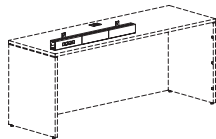
Electrical and communication system fully compatible with Lacasse collections.



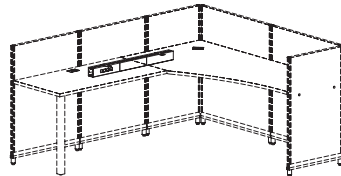
Electricom II is based on the principle that an aluminum raceway can serve to house both electrical and communication components. This versatile raceway may then be positioned at the desired location.

## TYPICAL APPLICATIONS

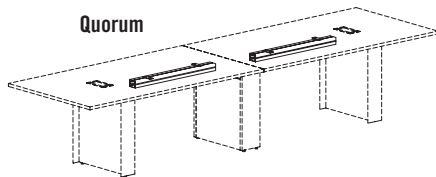
**Freestanding furniture**  
Concept 3, 70, 400E, 300, Morpheo, Quad, Options



**PanGram**



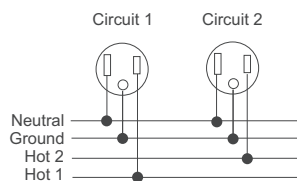
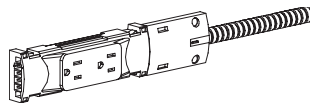
**Quorum**



## TWO LEVELS OF ELECTRIFICATION

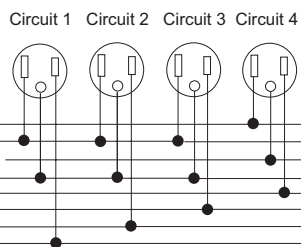
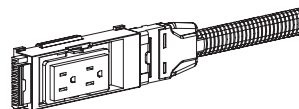
### 4-Trac

- 4 wires, 2 circuits, 20 AMP
- Common ground
- UL, CSA, ROHS certified
- Perfect for today's office automation needs



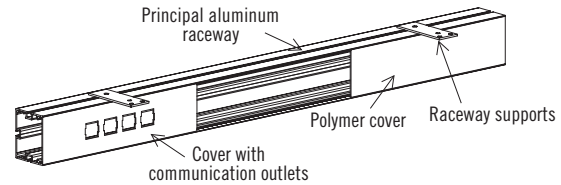
### 8-Trac

- 8 wires, 4 circuits, 20 AMP
- 1 isolated ground
- UL, CSA, ROHS certified
- Intended for more demanding electrification needs



## COMPONENT SPECIFICATIONS

### Raceways



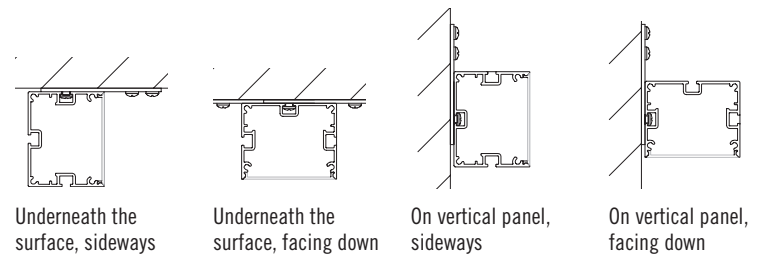
← Adaptors included

Can accommodate 4 AMP or Panduit brand outlets adapted to fax machines, telephones or computers.

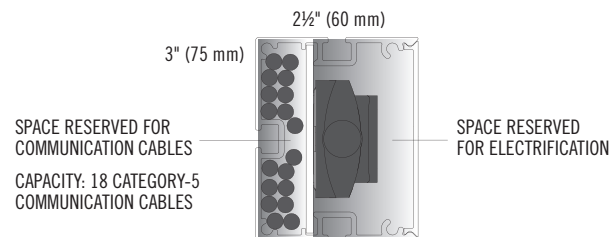
- The raceways support the electrical and communication components.
- 5 lengths are available, in 12" increments.
- 12" covers supplied; may be trimmed on-site as necessary.
- The covers and duplex receptacles have no pre-set location within the raceway; they may be positioned anywhere.



- The supports make possible a range of installation positions:

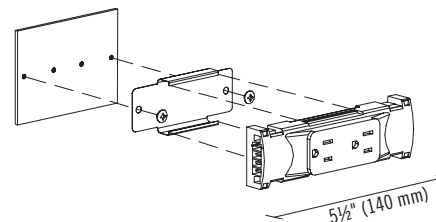


### Space allocation within raceways:



- When specifying, it is recommended to order a raceway in the size immediately smaller than the dimension of the furniture it will be installed on (for example: DT2472 + EC2RACE60) in order to allow space for exteriors, enable cables to round a corner, or any other reason.

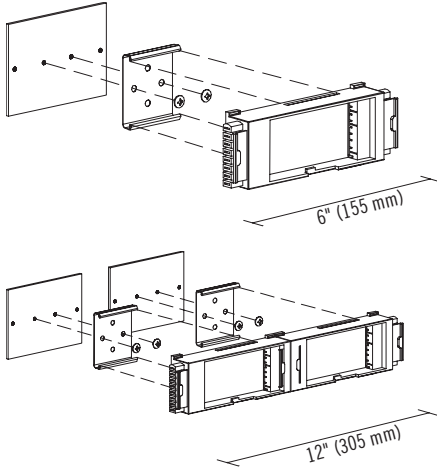
### 4-TRAC DUPLEX



- Connects to a junction cable or an electrical entry.
- Each duplex receptacle comes with required hardware and support to fix on raceway.
- 2 outlets per duplex receptacle.
- Specify circuit 1 or 2.

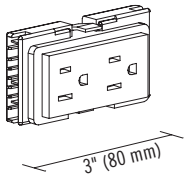


**8-TRAC BLOCK**



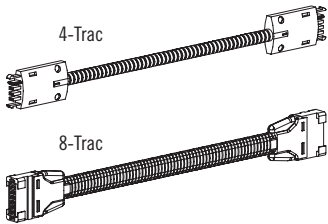
- Connects to a junction cable or an electrical entry.
- Each block comes with required hardware and supports to fix on raceway.
- Available in single and double formats.
- Can receive 1 or 2 duplex receptacles.

**8-TRAC DUPLEX**



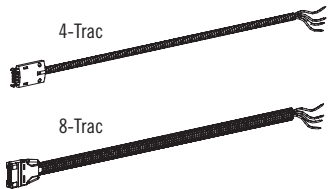
- Connects to an 8-Trac block.
- 2 outlets per duplex receptacle.
- Specify circuit 1, 2, 3 or 4.
- Circuit 4 has an isolated ground.

**4-TRAC / 8-TRAC CONNECTOR CABLES**



- Connect duplex receptacles to each other.
- If in doubt, it is recommended that the largest size available be specified.
- Metallic sheath.

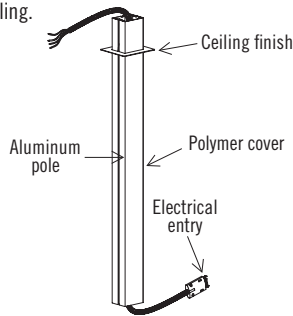
**4-TRAC / 8-TRAC FLOOR FEED**



- Used to connect a duplex to electrical power source.
- 72" in length. (Longer models available; contact the Customer Service department.)
- Must be installed by an electrician.
- Metallic sheath.

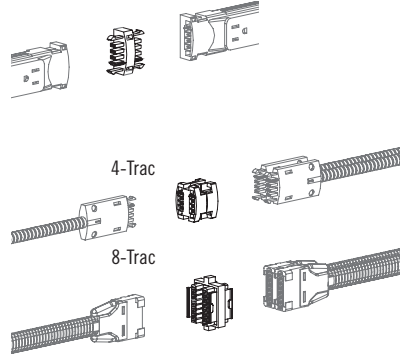
**4-TRAC / 8-TRAC CEILING FEED**

- Runs from the Lacasse unit to the ceiling.
- The cable is plugged into a duplex.
- Pole: 120"; cable: 132".



- Can be installed on a horizontal or vertical surface.

**CONNECTORS**



**Duplex receptacle connector**

- 4-Trac
- Allows the connection of 2 duplex receptacles.

**H connector**

- 4-Trac / 8-Trac
- Allows up to 4 cables to be connected together.

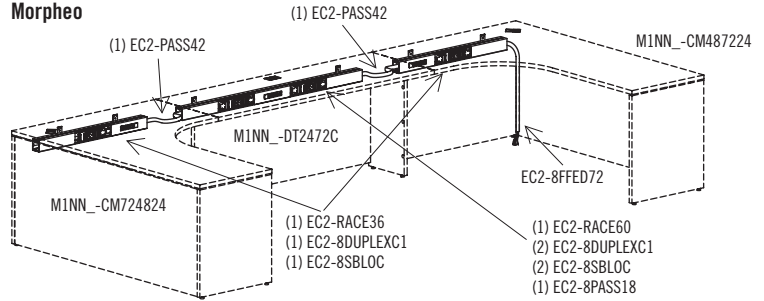
**NOTES FOR SPECIFICATION**

Given the remarkable versatility of ELECTRICOM II, particular attention should be given to the location of grommets, exterior panels, pedestals and any other items that might interfere with the raceway or the cables.

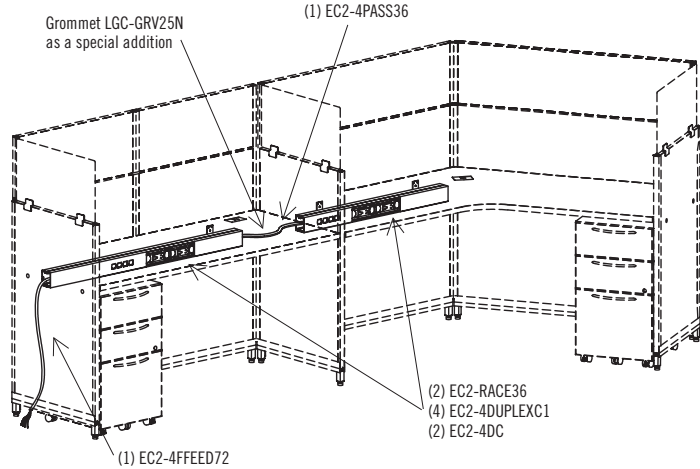
Under certain circumstances, grommets may need to be added to furniture. This can be done on-site by a professional installer or at the manufacturing facility according to your specifications. In the latter case, refer to the "Standard Specials" section on page 4 for the appropriate procedure, or contact Groupe Lacasse's Customer Service department.

**SPECIFICATION EXAMPLES:**

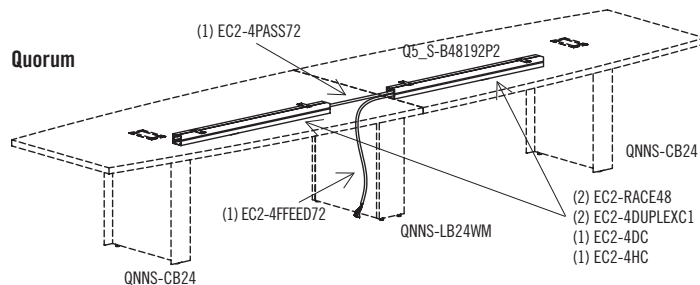
**Morpheo**



**PanGram (Plan03)**

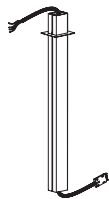


**Quorum**



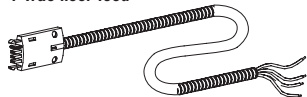
**4-TRAC SYSTEM SPECIFICATIONS**

4 – wires, 2 circuits, 20 AMP each  
 13 – duplex receptacles per circuit  
 26 – duplex 15 AMP per electrical entry

**4-Trac ceiling feed**


Silver anodized aluminum pole, 120" H (3000 mm) x 3" (75 mm) x 2 1/2" (63 mm). 132" metallic sheathed cable. Cover, surface support and ceiling plate included. Must be installed by an electrician.

Code	Price (\$)
EC2-4CPOLE120	744

**4-Trac floor feed**


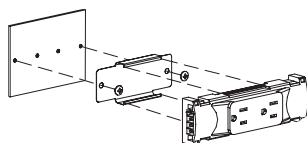
72" long cable. Must be installed by an electrician.

Code	Price (\$)
EC2-4FFFEED72	304

**4-Trac connector cables**


To connect duplex receptacles to each other.


Code	Price (\$)	Code	Price (\$)
EC2-4PASS12	154	EC2-4PASS48	200
EC2-4PASS18	162	EC2-4PASS54	209
EC2-4PASS24	171	EC2-4PASS60	219
EC2-4PASS30	178	EC2-4PASS66	226
EC2-4PASS36	186	EC2-4PASS72	233
EC2-4PASS42	195		

**4-Trac duplex receptacle**


2 outlets per duplex receptacle.

Code	Price (\$)
EC2-4DUPLEX__	162

Specify circuit 1 or 2.

**4-Trac connectors**


Code	Price (\$)
------	------------

H connector. Allows up to 4 cables to be connected together.

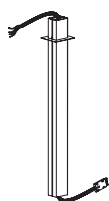
EC2-4HC	101
---------	-----

Duplex receptacle connector. Allows the connection of 2 duplex receptacles.

EC2-4DC	93
---------	----

**8-TRAC SYSTEM SPECIFICATIONS**

8 – wires, 4 circuits including 4 conductor cables, 2 neutral and 2 ground (1 isolated). 20 AMP.  
 Maximum of 13 duplex receptacles per circuit, with a total of 52 receptacles available.

**8-Trac ceiling feed**


Silver anodized aluminum pole, 120" (3000 mm) high x 3" (75 mm) x 2 1/2" (63 mm). 132" metallic sheathed cable. Cover, surface support and ceiling plate included. Must be installed by an electrician.

Code	Price (\$)
EC2-8CPOLE120	807

**8-Trac floor feed**

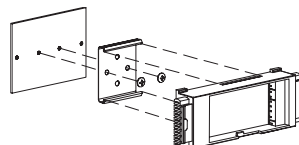

72" long cable. Must be installed by an electrician.

Code	Price (\$)
EC2-8FFFEED72	318

**8-Trac connector cables**


To connect duplex receptacles to each other.

Code	Price (\$)	Code	Price (\$)
EC2-8PASS12	188	EC2-8PASS48	233
EC2-8PASS18	195	EC2-8PASS54	240
EC2-8PASS24	200	EC2-8PASS60	246
EC2-8PASS30	209	EC2-8PASS66	255
EC2-8PASS36	219	EC2-8PASS72	265
EC2-8PASS42	226		

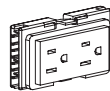
**8-Trac blocks**


Single block with required hardware to fix on the raceway. Can receive one duplex receptacle.

Code	Price (\$)
EC2-8SBLOC	162

Double block with required hardware to fix on the raceway. Can receive two duplex receptacles.

Code	Price (\$)
EC2-8DBLOC	200

**8-Trac duplex**


2 outlets per duplex receptacle.

Code	Price (\$)
EC2-8DUPLEX__	126

Specify circuit 1, 2, 3 or 4.

**8-Trac connector**


H connector. Allows up to 4 cables to be connected together.

Code	Price (\$)
EC2-8HC	126

**Electrical / communication raceways for 4-Trac and 8-Trac**

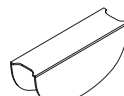

Silver anodized aluminum raceway, covers, communication adaptors and 2 surface supports included.

Code	Length (in)	Length (mm)	Price (\$)
EC2-RACE60	60	1500	401
EC2-RACE48	48	1200	387
EC2-RACE36	36	900	373
EC2-RACE24	24	600	358
EC2-RACE18	18	450	334

**Pole**


Silver anodized aluminum, 120" H (3000 mm) pole. Cover, surface support and ceiling cap included.

Code	Price (\$)
EC2-POLE120	582

**LCO Leg cap**


To cover unused wire openings in a thermofused laminate leg panel. Package of 2. Anthracite Grey metal.

Code	Price (\$)
LGC-LCO	93

# The Essential ACCESSORIES

A WIDE RANGE OF ACCESSORIES THAT CAN BE USED WITH ALL LACASSE LAMINATE FURNITURE COLLECTIONS.

## ACCENT COLORS

2 accent colors available to match with all Lacasse collections.



S – Silver



A – Anthracite Grey

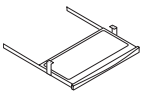

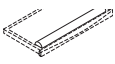
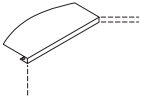
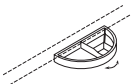

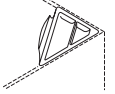
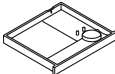


## LACASSE QUICKSHIP PROGRAM\*

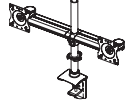

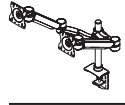





Products and suggested layouts identified by this pictogram are part of the Lacasse quick delivery program.

Please refer to page 3 for complete program details.

\* Due to current market conditions, always refer to our Lead-Time Guide for a confirmation of our current Lacasse QuickShip lead-times.



	W x D x H (in)	W x D x H (mm)	Code	Price (\$)
<b>Sliding keyboard trays</b> 	<i>Molded plastic on wood. Height adjustment 3", 3½", 4" (76, 89, 102 mm). Locks in extended position.</i>			
	28¾" x 15 x 3½"	721 x 381 x 89	LGC-SKD27 	272
<b>Self-adhesive wrist rest</b> 	18½" x 1½" x ¾"	470 x 38 x 19	LGC-WRKD	106
<b>Corner keyboard supports</b> 	<i>Fits in the angle between 2 work surfaces. Anthracite Grey metal. For 1" thick surfaces</i>			
	20 x 11½" x 1¼"	500 x 282 x 30	LGC-CORSUP1	255
	<i>For 1½" thick surfaces</i>			
	20 x 11¼" x 1¼"	500 x 282 x 46	LGC-CORSUP1.5	302
<b>Rotating trays to install under the work surface</b> 	8½" x 7½" x 1"	226 x 190 x 26	LGC-R09	61
	13¾" x 8¼" x 1⅝"	346 x 208 x 34	LGC-R014 	61
<b>Drawer pencil tray</b> 	<i>Black plastic. Fits inside a box drawer, on left or right side.</i>			
	8⅞" x 6 x ⅞"	236 x 152 x 22	LGC-PH	61
<b>Drawers for small objects</b> 	<i>Black plastic drawer front.</i>			
	20 x 16½" x 2½"	500 x 419 x 64	LGC-DR20P 	219
<b>Flat screen monitor arm on a post</b> 	<i>Fits in a corner or on side of desk. Single screen support, double extension arm. Sit-to-stand capability. Metal silver accent.</i>			
	20¾" x 6½" x 17¾"	527 x 167 x 450	LGC-SUPECPLS	807

	W x D x H (in)	W x D x H (mm)	Code	Price (\$)
<b>Flat screen monitor arm on a post</b> 	<i>Fits in a corner or on side of desk. Double screen beam-mount. Monitor adjustment left to right and top to bottom. Silver accent.</i>			
	30⅞" x 5¼" x 18"	754 x 126 x 450	LGC-BEA2ECPLS 	883
<b>Flat screen movable monitor arm on a post</b> 	<i>Fits in a corner or on side of desk. Two double extension arms allowing back and forth movement for each screen as well as sit-to-stand capacity. Silver accent.</i>			
	48" x 24" x 6½"	1200 x 167 x 450	LGC-SUP2ECPLS	1,274
<b>CPU support</b> 	<i>Black metal CPU support. Mounts under a surface. Hardware included. Adjusts to CPU.</i>			
	5½" x 10" x 17½"-9¾"	140- x 250 x 437-245	LGC-CCPU	226
<b>Electronic fluorescent task lights</b> 	<i>Electronic tubes are more efficient and do not cause interference. Electronic ballast T5 – 4100K. 19": 10W, 25": 14W, 37": 21W, 49": 28W. 160-degree swivel to orient the light. ETL Certification (UL / CSA equivalent). 9' cord included. Black.</i>			
	18⅞" x 3⅞" x 1"	480 x 85 x 26	LGC-T5LE19	272
	24⅞" x 3⅞" x 1"	626 x 85 x 26	LGC-T5LE25 	302
	36½" x 3⅞" x 1"	927 x 85 x 26	LGC-T5LE37	334
	48¼" x 3⅞" x 1"	1226 x 85 x 26	LGC-T5LE49 	373
<b>LED task lights</b> 	<i>Clear anodized aluminum housing with white end caps. Touch-and-hold dimmer. Brightness adjustability 100%-15% continuous. 10 hours automatic turn off. 4100K, 84 CRI. 17": 6.6W/24 LED, 31": 14.8W/48 LED, 44": 21.8W/72 LED. ETL Certification (UL / CASA equivalent). 9' (17") or 12 (31"-44") cord included. Fully recyclable aluminum housing.</i>			
	16½" x 2 x ⅞"	417 x 50 x 14	LGC-LED17	427
	24⅞" x 2 x ⅞"	765 x 50 x 14	LGC-LED31	535
	36⅞" x 2 x ⅞"	1100 x 50 x 14	LGC-LED44	976

 = ASSEMBLY REQUIRED

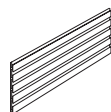
 = QUICKSHIP PROGRAM

	W x D x H (in)	W x D x H (mm)	Code	Price (\$)
<b>Fabrics for screens and tackboards</b>	<i>These prices are applicable for Grade 1 and 2 fabrics. For other grades add: Grade 3: 15%, Grade 4: 20%, Grade 5: 25%, Grade 6: 30%.</i>			
<b>Tackboards for hutches</b>	<i>Tackboards and rails for hutches may be combined to optimize storage space with the accessories.</i>			
	<b>44" H hutches</b>		<b>36" H hutches</b>	
	19" H tackboard		—	
	15" H tackboard + 1 rail		15" H tackboard	
	11" H tackboard + 2 rails		11" H tackboard + 1 rail	
	<b>19" (480 mm) high.</b>			
	82 x ½ x 19	2045 x 13 x 480	LGC-TK8219E	558
	76 x ½ x 19	1895 x 13 x 480	LGC-TK7619E	541
	70 x ½ x 19	1745 x 13 x 480	LGC-TK7019E	528
	64 x ½ x 19	1595 x 13 x 480	LGC-TK6419E	512
	58 x ½ x 19	1445 x 13 x 480	LGC-TK5819E	497
	52 x ½ x 19	1295 x 13 x 480	LGC-TK5219E	479
	46 x ½ x 19	1145 x 13 x 480	LGC-TK4619E	465
	40 x ½ x 19	995 x 13 x 480	LGC-TK4019E	451
	34 x ½ x 19	845 x 13 x 480	LGC-TK3419E	434
	<b>Specify the fabric code at the end of the product code.</b>			
	<b>15" (380 mm) high.</b>			
	82 x ½ x 15	2045 x 13 x 380	LGC-TK8215E	541
	76 x ½ x 15	1895 x 13 x 380	LGC-TK7615E	528
	70 x ½ x 15	1745 x 13 x 380	LGC-TK7015E	512
	64 x ½ x 15	1595 x 13 x 380	LGC-TK6415E	497
	58 x ½ x 15	1445 x 13 x 380	LGC-TK5815E	479
	52 x ½ x 15	1295 x 13 x 380	LGC-TK5215E	465
	46 x ½ x 15	1145 x 13 x 380	LGC-TK4615E	451
	40 x ½ x 15	995 x 13 x 380	LGC-TK4015E	434
	34 x ½ x 15	845 x 13 x 380	LGC-TK3415E	420
	<b>Specify the fabric code at the end of the product code.</b>			
	<b>11" (280 mm) high.</b>			
	82 x ½ x 11	2045 x 13 x 280	LGC-TK8211E	528
	76 x ½ x 11	1895 x 13 x 280	LGC-TK7611E	512
	70 x ½ x 11	1745 x 13 x 280	LGC-TK7011E	497
	64 x ½ x 11	1595 x 13 x 280	LGC-TK6411E	479
	58 x ½ x 11	1445 x 13 x 280	LGC-TK5811E	465
	52 x ½ x 11	1295 x 13 x 280	LGC-TK5211E	451
	46 x ½ x 11	1145 x 13 x 280	LGC-TK4611E	434
	40 x ½ x 11	995 x 13 x 280	LGC-TK4011E	420
	34 x ½ x 11	845 x 13 x 280	LGC-TK3411E	401
	<b>Specify the fabric code at the end of the product code.</b>			
<b>Metal hanging rails for hutches</b>	<i>To be fixed to a hutch to receive accessory trays. Mounting hardware included.</i>			
	82 x ¾ x 4	2045 x 19 x 100	LGC-RA82E_	279
	76 x ¾ x 4	1895 x 19 x 100	LGC-RA76E_	272
	70 x ¾ x 4	1745 x 19 x 100	LGC-RA70E_	265
	64 x ¾ x 4	1595 x 19 x 100	LGC-RA64E_	255
	58 x ¾ x 4	1445 x 19 x 100	LGC-RA58E_	246
	52 x ¾ x 4	1295 x 19 x 100	LGC-RA52E_	240
	46 x ¾ x 4	1145 x 19 x 100	LGC-RA46E_	233
	40 x ¾ x 4	995 x 19 x 100	LGC-RA40E_	226
	34 x ¾ x 4	845 x 19 x 100	LGC-RA34E_	219
	<b>Specify the accent color (A, S).</b>			


All United Chair® standard fabrics (except vinyls and leathers) are available to coordinate on tackboards and screens. A "C.O.M." program is available upon request. For more information, contact Groupe Lacasse customer service.



**Metal hanging rails for hutches**



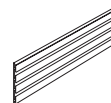
**Wall-mounted tackboards**



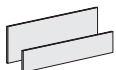
All United Chair® standard fabrics (except vinyls and leathers) are available to coordinate on tackboards and screens. A "C.O.M." program is available upon request. For more information, contact Groupe Lacasse customer service.

	W x D x H (in)	W x D x H (mm)	Code	Price (\$)
	<i>Tackboards and wall-mounted hanging rails may be combined to optimize storage space with the accessories.</i>			
	<b>21" H tackboard</b>			
	<b>17" H tackboard + 1 rail</b>			
	<b>13" H tackboard + 2 rails</b>			
	<b>21" (540 mm) high.</b>			
	84 x ½ x 21	2100 x 13 x 540	LGC-TK8421M	582
	78 x ½ x 21	1950 x 13 x 540	LGC-TK7821M	558
	72 x ½ x 21	1800 x 13 x 540	LGC-TK7221M	541
	66 x ½ x 21	1650 x 13 x 540	LGC-TK6621M	528
	60 x ½ x 21	1500 x 13 x 540	LGC-TK6021M	512
	54 x ½ x 21	1350 x 13 x 540	LGC-TK5421M	497
	48 x ½ x 21	1200 x 13 x 540	LGC-TK4821M	479
	42 x ½ x 21	1050 x 13 x 540	LGC-TK4221M	465
	36 x ½ x 21	900 x 13 x 540	LGC-TK3621M	451
	<b>Specify the fabric code at the end of the product code.</b>			
	<b>17" (440 mm) high.</b>			
	84 x ½ x 17	2100 x 13 x 440	LGC-TK8417M	558
	78 x ½ x 17	1950 x 13 x 440	LGC-TK7817M	541
	72 x ½ x 17	1800 x 13 x 440	LGC-TK7217M	528
	66 x ½ x 17	1650 x 13 x 440	LGC-TK6617M	512
	60 x ½ x 17	1500 x 13 x 440	LGC-TK6017M	497
	54 x ½ x 17	1350 x 13 x 440	LGC-TK5417M	479
	48 x ½ x 17	1200 x 13 x 440	LGC-TK4817M	465
	42 x ½ x 17	1050 x 13 x 440	LGC-TK4217M	451
	36 x ½ x 17	900 x 13 x 440	LGC-TK3617M	434
	<b>Specify the fabric code at the end of the product code.</b>			
	<b>13" (340 mm) high.</b>			
	84 x ½ x 13	2100 x 13 x 340	LGC-TK8413M	541
	78 x ½ x 13	1950 x 13 x 340	LGC-TK7813M	528
	72 x ½ x 13	1800 x 13 x 340	LGC-TK7213M	512
	66 x ½ x 13	1650 x 13 x 340	LGC-TK6613M	497
	60 x ½ x 13	1500 x 13 x 340	LGC-TK6013M	479
	54 x ½ x 13	1350 x 13 x 340	LGC-TK5413M	465
	48 x ½ x 13	1200 x 13 x 340	LGC-TK4813M	451
	42 x ½ x 13	1050 x 13 x 340	LGC-TK4213M	434
	36 x ½ x 13	900 x 13 x 340	LGC-TK3613M	420
	<b>Specify the fabric code at the end of the product code.</b>			
<b>Wall-mounted metal hanging rails</b>	<i>To be fixed to a wall to receive accessory trays. Mounting hardware included.</i>			
	84 x ¾ x 4	2100 x 19 x 100	LGC-RA84M_	287
	78 x ¾ x 4	1950 x 19 x 100	LGC-RA78M_	279
	72 x ¾ x 4	1800 x 19 x 100	LGC-RA72M_	272
	66 x ¾ x 4	1650 x 19 x 100	LGC-RA66M_	265
	60 x ¾ x 4	1500 x 19 x 100	LGC-RA60M_	255
	54 x ¾ x 4	1350 x 19 x 100	LGC-RA54M_	246
	48 x ¾ x 4	1200 x 19 x 100	LGC-RA48M_	240
	42 x ¾ x 4	1050 x 19 x 100	LGC-RA42M_	233
	36 x ¾ x 4	900 x 19 x 100	LGC-RA36M_	226
	<b>Specify the accent color (A, S).</b>			

**Wall-mounted metal hanging rails**



**TACKBOARDS FOR ACCESSORY BRACKETS**



All United Chair® standard fabrics (except vinyls and leathers) are available to coordinate on tackboards and screens. A "C.O.M." program is available upon request. For more information, contact Groupe Lacasse customer service.

W x D x H (in)	W x D x H (mm)	Code	Price (\$)
<i>Mounts to the accessory brackets LGC-SUPAC_ / LGC-SUPL_. Compatible with units having full-width wire access or spacing between surface and base (Quad, Morpheo and Options).</i>			
<i>These prices are applicable for Grade 1 and 2 fabrics. For other grades add: Grade 3: 15%, Grade 4: 20%, Grade 5: 25%, Grade 6: 30%.</i>			
71 x 1½ x 17	1778 x 36 x 442	LGC-TK7217_	829
65 x 1½ x 17	1628 x 36 x 442	LGC-TK6617_	807
59 x 1½ x 17	1478 x 36 x 442	LGC-TK6017_	767
53 x 1½ x 17	1328 x 36 x 442	LGC-TK5417_	743
47 x 1½ x 17	1178 x 36 x 442	LGC-TK4817_	696
41 x 1½ x 17	1028 x 36 x 442	LGC-TK4217_	674
35 x 1½ x 17	878 x 36 x 442	LGC-TK3617_	651
29 x 1½ x 17	728 x 36 x 442	LGC-TK3017_	620
23 x 1½ x 17	578 x 36 x 442	LGC-TK2417_	596
71 x 1½ x 8½	1778 x 36 x 213	LGC-TK7208_	628
65 x 1½ x 8½	1628 x 36 x 213	LGC-TK6608_	605
59 x 1½ x 8½	1478 x 36 x 213	LGC-TK6008_	582
53 x 1½ x 8½	1328 x 36 x 213	LGC-TK5408_	548
47 x 1½ x 8½	1178 x 36 x 213	LGC-TK4808_	505
41 x 1½ x 8½	1028 x 36 x 213	LGC-TK4208_	471
35 x 1½ x 8½	878 x 36 x 213	LGC-TK3608_	451
29 x 1½ x 8½	728 x 36 x 213	LGC-TK3008_	427
23 x 1½ x 8½	578 x 36 x 213	LGC-TK2408_	401

Specify the accent code (A, S). Specify the fabric code at the end of the product code.

Short accessory brackets (2)	1½ x 4 x 11	38 x 100 x 284	LGC-SUPAC_	195
------------------------------	-------------	----------------	------------	-----

Specify the accent color (A, S).



Long accessory brackets (2)	1½ x 4 x 20	38 x 100 x 513	LGC-SUPAL_	195
-----------------------------	-------------	----------------	------------	-----

Specify the accent color (A, S).



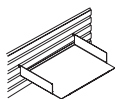
Hanging rail	<i>Mounts to the accessory brackets.</i>			
	71 x 1½ x 8½	1778 x 36 x 213	LGC-RA72_	471
	65 x 1½ x 8½	1628 x 36 x 213	LGC-RA66_	441
	59 x 1½ x 8½	1478 x 36 x 213	LGC-RA60_	411
	53 x 1½ x 8½	1328 x 36 x 213	LGC-RA54_	381
	47 x 1½ x 8½	1178 x 36 x 213	LGC-RA48_	334
	41 x 1½ x 8½	1028 x 36 x 213	LGC-RA42_	302
	35 x 1½ x 8½	878 x 36 x 213	LGC-RA36_	272
	29 x 1½ x 8½	728 x 36 x 213	LGC-RA30_	240
	23 x 1½ x 8½	578 x 36 x 213	LGC-RA24_	200

Specify the accent color (A, S).



Horizontal paper trays	<i>Metal. Compatible with all Lacasse's accessory rails. Letter size.</i>			
	12 x 2 x 10	305 x 50 x 251	LGC-RPT11_	126
	<i>Legal size.</i>			
	15 x 2 x 10	375 x 50 x 251	LGC-RPT14_	140

Specify the accent color (A, S).



Vertical paper tray	<i>Metal. 2¼" (68 mm) clear depth. Compatible with all Lacasse's accessory rails.</i>			
	12 x 8 x 2¾	300 x 68 x 70	LGC-RVPT11_	154

Specify the accent color (A, S).



Accessory trays	<i>Metal. Compatible with all Lacasse's accessory rails.</i>			
	12 x 1¼ x 3⅞	305 x 30 x 96	LGC-RAS12_	106
	20 x 1¼ x 3⅞	505 x 30 x 96	LGC-RAS20_	131

Specify the accent color (A, S).



W x D x H (in)	W x D x H (mm)	Code	Price (\$)
----------------	----------------	------	------------

**Screens**

Screens are compatible with units having full-width wire access or spacing between surface and base. Maximum of 2 vertically stacked screens. Restrictions: surfaces 20" and 24" deep used independently. These prices are applicable for Grade 1 and 2 fabrics. For other grades add: Grade 3: 15%, Grade 4: 20%, Grade 5: 25%, Grade 6: 30%.

**Fabric stackable screens**



All United Chair® standard fabrics (except vinyls and leathers) are available to coordinate on tackboards and screens. A "C.O.M." program is available upon request. For more information, contact Groupe Lacasse customer service.

<i>2 connecting extrusions included on surfaces with LGC-7PO_ and LGC-14TP supports.</i>			
72 x 1 x 16	1800 x 25 x 406	LGC-SCF7216_	696
66 x 1 x 16	1650 x 25 x 406	LGC-SCF6616_	667
60 x 1 x 16	1500 x 25 x 406	LGC-SCF6016_	628
54 x 1 x 16	1350 x 25 x 406	LGC-SCF5416_	596
48 x 1 x 16	1200 x 25 x 406	LGC-SCF4816_	558
42 x 1 x 16	1050 x 25 x 406	LGC-SCF4216_	528
36 x 1 x 16	900 x 25 x 406	LGC-SCF3616_	490
30 x 1 x 16	750 x 25 x 406	LGC-SCF3016_	458
24 x 1 x 16	600 x 25 x 406	LGC-SCF2416_	427

Specify the accent code (A, S). Specify the fabric code at the end of the product code.

**Laminate stackable screens**



Extrusions at both ends to mount on surfaces with LGC-7PO\_ and LGC-14TP supports.

72 x 1 x 16	1800 x 25 x 406	LGC-SCL7216_	411
66 x 1 x 16	1650 x 25 x 406	LGC-SCL6616_	401
60 x 1 x 16	1500 x 25 x 406	LGC-SCL6016_	394
54 x 1 x 16	1350 x 25 x 406	LGC-SCL5416_	387
48 x 1 x 16	1200 x 25 x 406	LGC-SCL4816_	381
42 x 1 x 16	1050 x 25 x 406	LGC-SCL4216_	373
36 x 1 x 16	900 x 25 x 406	LGC-SCL3616_	364
30 x 1 x 16	750 x 25 x 406	LGC-SCL3016_	358
24 x 1 x 16	600 x 25 x 406	LGC-SCL2416_	349

Specify the accent color (A, S).

**Screen supports (2)**



To be mounted under the surface.

1½ x 8 x 12	40 x 200 x 310	LGC-7PO_	240
-------------	----------------	----------	-----

Specify the accent color (A, S).

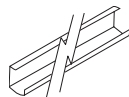
**Screen extensions (2)**



Insert into the first screen in order to stack the second one. Anthracite Grey metal.

¾ x 1/8 x 14	20 x 3 x 350	LGC-14TP	140
--------------	--------------	----------	-----

**Adhesive wire channels**

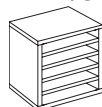


Self-adhesive. Can hold most power bars.

68 x 2¼ x 3¼	1700 x 60 x 80	LGC-HWMC72_	154
44 x 2¼ x 3¼	1100 x 60 x 80	LGC-HWMC48_	131
20 x 2¼ x 3¼	500 x 60 x 80	LGC-HWMC24_	106

Specify the accent color (A, S).

**Vertical pigeonholes**



21" H – 6 compartments, 17" H – 5 compartments. Legal size.

18 x 12 x 20¼	449 x 311 x 515	LGC-DV1821	596
18 x 12 x 17¾	449 x 311 x 442	LGC-DV1817	558

Letter size.

12 x 12 x 20¼	299 x 311 x 515	LGC-DV1221	541
12 x 12 x 17¾	299 x 311 x 442	LGC-DV1217	505




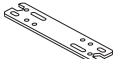


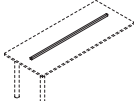
**Grommets**



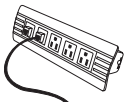




Round or square in various dimensions supplied in accordance with the standards of furniture series ordered.

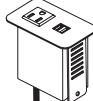



Black for Concept 70, 300, 400E	LGC-GRV25N	41
For Options, Morpheo, Concept 3, PanGram (1")	LGC-GRQ25_	41
For Quad, Options, Morpheo, Quorum (1½")	LGC-GRQ38_	41

Specify the accent code (A, S).



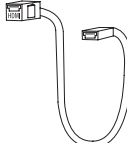
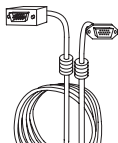

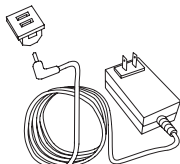
	W x D x H (in)	W x D x H (mm)	Code	Price (\$)
<b>Cushions for mobile pedestals</b> 	<i>Installs on 20" (500 mm) storage units or mobile pedestal with self-fastening band. These prices are applicable for United Chair® Grade 1 and 2 fabrics. For other United Chair® grades add: Grade 3: 15%, Grade 4: 20%, Grade 5: 25%, Grade 6: 30%, Grade 7: 35%.</i>			
	15 x 18 x 1 3/8	388 x 450 x 35	<b>LGC-CU1518</b>	<b>318</b>
<b>Specify the fabric code at the end of the product code.</b>				
<b>Front-to-back suspension bars</b> 	<i>Suspension bars for all laminate lateral file drawers. Allows front-to-back filing.</i>			
	15 1/8 x 6 x 1 1/4	384 x 152 x 32	<b>LGC-FTB2</b>	<b>49</b>
	15 1/8 x 6 x 1 1/4	384 x 152 x 32	<b>LGC-FTB4</b>	<b>98</b>
<b>Counterweight</b> 	<i>Prevents lateral file from tipping over when top drawer is overloaded. To meet BIFMA standards, order 1 counterweight for 24" deep and 2 for 20" deep lateral file.</i>			
	13 x 4 x 4	330 x 100 x 100	<b>LGC-CW</b>	<b>162</b>
<b>Flush plate</b> 	<i>To link and level two surfaces. 10 per package. Black metal.</i>			
	7 x 1 1/2 x 1/8	175 x 38 x 3	<b>LGC-FLP</b>	<b>86</b>
<b>Footrest</b> 	<i>Adjustable foot support. Tilt angles of 6°, 12°, 16° and 25°. Anti-fatigue rubber surface on platform. Black with grey accents.</i>			
	16 x 14 x 3-5	405 x 350 x 75-125	<b>LGC-FR</b>	<b>178</b>
<b>Coat hook</b> 	<i>Stainless steel finish. Hardware included. Can be fixed to wall or other surface.</i>			
	2 3/8 x 2 5/32 x 1 1/2	60 x 20 x 35	<b>LGC-CH</b>	<b>101</b>
<b>Work surface reinforcement bar</b> 	<i>Metal black.</i>			
	54 x 2 x 1	1372 x 51 x 25	<b>LGC-BAR</b>	<b>106</b>

**ELECTRICAL AND COMMUNICATION MODULES**

<b>Removable electrical / communication module</b> 	<i>3 electrical outlets. Can accommodate the couplers listed on this page. 72" (1829 mm) cord included. Silver anodized aluminum. UL and CUL certified.</i>			
	10 x 5 1/2 x 3	255 x 140 x 75	<b>LGC-PCS</b>	<b>479</b>
<b>Half electrical module</b> 	<i>2 electrical outlets. 72" (1829 mm) cord included. Silver anodized aluminum. Field installed. UL and CUL certified.</i>			
	4 7/8 x 4 1/4 x 3	120 x 106 x 75	<b>LGC-HPC</b>	<b>318</b>
<b>Electrical / communication module</b> 	<i>Includes two electrical outlets. Can accommodate the couplers listed on this page. 72" (1829 mm) cord included. Silver anodized aluminum. Field installed. UL and CUL certified. Adaptors included.</i>			
	8 1/4 x 4 3/8 x 3	212 x 110 x 75	<b>LGC-PC2P</b>	<b>541</b>
<b>Double-sided electrical / communication module</b> 	<i>Includes two electrical outlets on each side. Can accommodate the couplers listed on this page. 72" (1829 mm) cord included. Silver anodized aluminum. Field installed. UL and CUL certified. Adaptors included.</i>			
	8 1/4 x 8 x 3	206 x 200 x 75	<b>LGC-DPC4P</b>	<b>960</b>
<b>Flush-mount rectangular electrical / communication module</b> 	<i>Includes two electrical outlets and two 2.1A USB ports. 120VAC power outlet. Spill resistant. 108" (2743 mm) cord included. Mounting screw included. Silver. Field installed. ETL certified.</i>			
	6 1/4 x 2 1/2 x 3 1/8	159 x 64 x 79	<b>LGC-PCQ1USB2P</b>	<b>593</b>

	W x D x H (in)	W x D x H (mm)	Code	Price (\$)
<b>Grommet-mounted flush rectangular electrical / communication module</b> 	<i>Includes one electrical outlet and two 2.1A USB ports. Fits in the rectangular Lacasse grommet hole. 120VAC power outlet. Spill resistant. 108" (2743 mm) cord included. Mounting screw included. Silver. Field installed. ETL certified.</i>			
	3 3/4 x 2 1/4 x 3 1/8	95 x 57 x 79	<b>LGC-PCQ1USB1P</b>	<b>525</b>
<b>Flush-mount round electrical / communication module</b> 	<i>Includes two electrical outlets and two 2.1A USB ports. 120VAC power outlet. Spill resistant. 108" (2743 mm) cord included. Mounting screw included. Silver. Field installed. ETL certified.</i>			
	6 x 6 x 3 1/8	152 x 152 x 79	<b>LGC-PCV1USB2P</b>	<b>593</b>
<b>Grommet-mounted flush round electrical / communication module</b> 	<i>Includes one electrical outlet and two 2.1A USB ports. Fits in the rectangular Lacasse grommet hole. 120VAC power outlet. Spill resistant. 108" (2743 mm) cord included. Mounting screw included. Silver. Field installed. ETL certified.</i>			
	5 1/4 x 5 1/4 x 3 1/8	133 x 133 x 79	<b>LGC-PCV1USB1P</b>	<b>525</b>
<b>Wireless charger</b> 	<i>Compatible with any Qi rated devices and smartphones. Black tempered glass surface and stainless steel frame. 78" (1981 mm) cord included. The transformer is UL and CUL certified. Field installation, 3 1/8" H (79 mm).</i>			
	3 1/2 x 3 1/2 x 1	88 x 88 x 25	<b>LGC-CHARGE</b>	<b>701</b>

**COUPLERS**

<b>Voice coupler</b> 	<i>RJ11 coupler, category 3. Modular coupler to connect a standard phone. Compatible with electrical / communication modules LGC-PC2P or LGC-DPC4P. Black. Must be used with the adaptors provided with selected accessories plates or modules. Field installed.</i>			
	9/16 x 5/8 x 1 3/16	14 x 16 x 30	<b>LGC-RJ11</b>	<b>81</b>
<b>Data jack</b> 	<i>RJ-45 coupler, category 5. 110 connect jack used for internet and multi-line/VOIP phone systems. Compatible with electrical / communication modules LGC-PC2P or LGC-DPC4P. Black. Must be used with the adaptors provided with selected accessories plates or modules. Field installed.</i>			
	5/8 x 5/8 x 1 3/16	16 x 16 x 30	<b>LGC-RJ45</b>	<b>139</b>
<b>HDMI connector</b> 	<i>To connect to HD displays that accept HDMI feed. Female / female connection. 18" (457 mm) cord. Compatible with electrical / communication modules LGC-PC2P or LGC-DPC4P. Black. Must be used with the adaptors provided with selected accessories plates or modules. Field installed.</i>			
	5/8 x 9/16 x 1 3/16	16 x 14 x 30	<b>LGC-HDMI</b>	<b>160</b>
<b>VGA coupler</b> 	<i>Female-to-male connector cable. Device cable not included. 120" (3048 mm) cord included. Compatible with electrical / communication modules LGC-PC2P or LGC-DPC4P. Black. Must be used with the adaptors provided with selected accessories plates or modules. Field installed.</i>			
	1 1/4 x 1/4 x 1 1/2	33 x 12 x 37	<b>LGC-VGA</b>	<b>160</b>
<b>USB 3.0 coupler</b> 	<i>Simultaneous read and write capability. Transfer speed of 5 gbs/sec. 72" (1829 mm) cord. Compatible with electrical / communication modules LGC-PC2P or LGC-DPC4P. Black. Must be used with the adaptors provided with selected accessories plates or modules. Field installed.</i>			
	5/8 x 9/16 x 1 3/16	16 x 14 x 30	<b>LGC-USBDATA</b>	<b>131</b>
<b>USB charging coupler</b> 	<i>USB-A connections for USB-powered device and charging mobile electronics. 2,000 mA of charging power. 72" (1829 mm) cord. Compatible with electrical / communication modules LGC-PC2P or LGC-DPC4P. Black. Must be used with the adaptors provided with selected accessories plates or modules. Field installed. The transformer is UL and CUL certified.</i>			
	1 x 1 x 1 3/16	26 x 26 x 30	<b>LGC-USB</b>	<b>197</b>

# TECHNICAL PERFORMANCES

## THERMOFUSED LAMINATE (TFL):

- Depending on the furniture collection, Lacasse casegoods have TFL surfaces and side panels made of particleboard panels of 1" (25,4 mm) or 1½" (38 mm) thick finished with a mar-resistant high-performance thermofused laminate (45 lbs/ft<sup>3</sup>). The particleboard panels are laminated on both sides for proper balance.
- TFL technology consists on a decorative paper impregnated with reactive melamine resins which is thermally fused to a substrate (particleboard). The heat and pressure produces a **permanent thermal bond** between the melamine resins, the decorative paper and the substrate. The bonding process results in a clear, hard and non-porous surface.
- TFL panels, unlike wood, will not gouge or dent.
- Delamination is not possible, due to the manufacturing process.
- TFL panels carry a 25-year warranty.

## HIGH-PRESSURE LAMINATE (HPL):

- Certain collections are also available with HPL surfaces made of 1¼" (27 mm) or 1⅞" (40 mm) thick particleboard finished with high-pressure laminate (laminate plus a ⅓" (0,8 mm) black backing).
- HPL technology consists of multiple layers of Kraft paper saturated with phenolic resin, a decorative layer of paper saturated with melamine resin, and a very thin top sheet of heavily saturated melamine resin. The high-pressure laminate sheet is then glued to a substrate (particleboard).
- HPL panels offer a good wear and impact resistance.
- HPL panels carry a 5-year warranty.

# CONVERSION TABLE

## SPECIFICATIONS

Metric dimensions are exact; imperial dimensions are nominal.

Nominal	Metric	Exact imp.	Nominal	Metric	Exact imp.	Nominal	Metric	Exact imp.
6	150	5.91	36	900	35.43	66	1650	64.96
7	175	6.89	37	925	36.42	67	1675	65.94
8	200	7.87	38	950	37.40	68	1700	66.93
9	225	8.86	39	975	38.39	69	1725	67.91
10	250	9.84	40	1000	39.37	70	1750	68.90
11	275	10.83	41	1025	40.35	71	1775	69.88
12	300	11.81	42	1050	41.34	72	1800	70.87
13	325	12.80	43	1075	42.32	73	1825	71.85
14	350	13.78	44	1100	43.31	74	1850	72.83
15	375	14.76	45	1125	44.29	75	1875	73.82
16	400	15.75	46	1150	45.28	76	1900	74.80
17	425	16.73	47	1175	46.26	77	1925	75.79
18	450	17.72	48	1200	47.24	78	1950	76.77
19	475	18.70	49	1225	48.23	79	1975	77.76
20	500	19.69	50	1250	49.21	80	2000	78.74
21	525	20.67	51	1275	50.20	81	2025	79.72
22	550	21.62	52	1300	51.18	82	2050	80.71
23	575	22.64	53	1325	52.17	83	2075	81.69
24	600	23.62	54	1350	53.15	84	2100	82.68
25	625	24.61	55	1375	54.13	85	2125	83.68
26	650	25.59	56	1400	55.12	86	2150	84.65
27	675	26.57	57	1425	56.10	87	2175	85.63
28	700	27.56	58	1450	57.09	88	2200	86.61
29	725	28.54	59	1475	58.07	89	2225	87.60
30	750	29.53	60	1500	59.06	90	2250	88.58
31	775	30.51	61	1525	60.04	96	2400	94.49
32	800	31.50	62	1550	61.02	120	3000	118.11
33	825	32.48	63	1575	62.01	126	3150	124.02
34	850	33.46	64	1600	62.99	144	3600	141.73
35	875	34.45	65	1625	63.96			



# TERMS & CONDITIONS OF SALE

## 1. ORDER PLACEMENT

- a) The seller sells its products in the terms set forth in these standard terms of sale. All orders must be submitted in writing as represented by a valid purchase order, which includes the total list and net dollars. The seller reserves the right to refuse any order.
- b) Groupe Lacasse LLC cannot be held responsible for dealer's errors, omissions and order duplication due to non-compliance with this procedure. The following information is required to process an order

CUSTOMER INFORMATION	PRODUCT INFORMATION
Sold/Ship to address	Quantity
Purchase order number	Product numbers including options
Authorized signature	Colors and fabrics (all surfaces)
Contact name	Note: Product number overrules the written description and/or comment lines
Consignee contact name and phone	
Bid/Quote # if applicable	
Product total (list/net)	
Preferred delivered date (Specific delivery date not guaranteed)	

## 2. ORDER CHANGES

Any change to an original purchase order must be received in writing no later than 48 hours after receipt of the original order. Any change to the original order after 48 hours, if approved, will result in production rescheduling. The cost variances will have to be approved by the customer before production rescheduling. No changes allowed on QuickShip orders.

## 3. ORDER CANCELLATIONS

Cancellations must be requested in writing no later than 48 hours after receipt of the original order and are subject to approval by Groupe Lacasse LLC. Cancellations cannot be accepted otherwise. No cancellation allowed on QuickShip orders.

## 4. ORDER ACKNOWLEDGMENT

Orders will be acknowledged to dealers by Groupe Lacasse LLC. Please refer to the acknowledgment copy to make sure it agrees with your original purchase order. When corresponding, please refer to the acknowledgment number. If you do not receive your order acknowledgement within 48 hours, please contact our customer service.

## 5. LIMITED LIFETIME WARRANTY

Groupe Lacasse LLC warrants its products to be free from defects in material and workmanship for as long as the original purchaser owns it; proof of purchase from Groupe Lacasse LLC being the only official document accepted by Groupe Lacasse LLC for any claim. This warranty is subject to the limitations, exclusions and other provisions below:

- Twenty-five years: High-performance thermofused laminate.
- Twenty years: Drawer slides.
- Ten years: Standard key locks and electrical systems.
- Five years: High-pressure laminate, electric height adjustable mechanisms for work surfaces, casters, fabrics, PVC extrusions, legs and wood components, and other accessories.
- One year: Electronic locks, electrical modules and related components/accessories.
- Exclusions: C.O.M./C.O.V. upholstery, light bulbs and ballasts are not covered by this warranty.

This warranty is made by Groupe Lacasse LLC only to purchasers acquiring the product directly from Groupe Lacasse LLC, its authorized dealers, or others who are specifically authorized by Groupe Lacasse LLC to sell such products. The purchaser's remedy is limited to repair or replacement, at Groupe Lacasse LLC's option, of products which when used normally, prove to be defective within the period stated. Labor, delivery charges and service not covered under warranty. This warranty does not apply to any product which must be replaced because of normal wear and tear, negligence, abuse or accident or which has been modified by someone other than Groupe Lacasse LLC or its authorized dealers. The remedy stated herein are expressly agreed to be exclusive as a condition of sale. Groupe Lacasse LLC's liability with respect to its products or installation services should not exceed that expressly set forth above. Under no circumstances shall Groupe Lacasse LLC be liable for accidental or consequential damages. Specials may be subject to a limited warranty.

## 6. PRICES

All prices listed are suggested retail prices, F.O.B. our factory, St-Pie, Quebec, Canada. Accepted orders are subject to prices and taxes prevailing at the time of shipment. Prices and taxes are subject to change without notice. If shipping date requested is more than 90 days from date of order, Groupe Lacasse LLC shall have the right to use the published list prices effective at the time of shipment. Prices shown in price book have priority over electronic catalog contents.

## 7. TERMS (UPON ACCEPTANCE FROM OUR CREDIT DEPARTMENT)

Net 30 days from date of invoice. Any product sold shall remain the property of Groupe Lacasse LLC and shall remain the seller's property until paid for. The buyer agrees to perform all acts which may be necessary to protect and assure retention of title to such products by Groupe Lacasse LLC until such time as goods have been paid for in full. No sales within a one-year period will automatically lead to the account's closure.

## 8. QUOTATIONS

Quotations are valid for a period of ninety (90) days unless otherwise specified on the quote.

## 9. CHANGES

All illustrations, specifications and prices in this book are based on the latest product information available at the time of publication. The right is reserved to make changes, at any time and without prior notice, to prices, colors, materials, specifications and models offered.

## 10. PACKING AND SHIPPING

Packaging consists of polyethylene and protectors or separate cartons, depending on method of shipment.

## 11. DELIVERY

The scheduled delivery week is specified on our acknowledgment. Groupe Lacasse is not liable for delay or failure to deliver goods due to causes beyond its control (such as a casualty, an act of god, a labor dispute, or an accident; the inability to obtain the necessary labor, material or transportation; or any change requested

by the customer). Under these circumstances, the ship date will be extended to compensate for the delay as determined by the Seller.

Groupe Lacasse will accept, upon prior approval by Logistics and Customer Service departments, to make installation job site deliveries for a minimum of one half of a full truckload (1,200 cubic feet / 33.98 m<sup>3</sup>); however, and in all cases, an unloading dock must be available to accommodate 53 ft. (16.15 m), trailers and the address is also subject to approval. Unloading at destination is the sole responsibility of the purchaser. No waiting time will be possible; however, and if any is incurred, it will be recharged to the purchaser.

Under no circumstance will Groupe Lacasse deliver goods in a residential area.

## Surcharge

Time sensitive deliveries (weekend deliveries, night, etc.) that require expedited carrier service will result in additional charges that will be passed onto the consignee (dealer). Liftgates: Our standard carriers do not have liftgates. Requests for liftgates can often be accommodated but will result in extra fees and they must be made at least 2 weeks in advance.

## 12. SHIPPING WEIGHTS AND VOLUMES

Shipping weights and volumes are available on the Groupe Lacasse website and may vary due to the constantly improving methods of packaging.

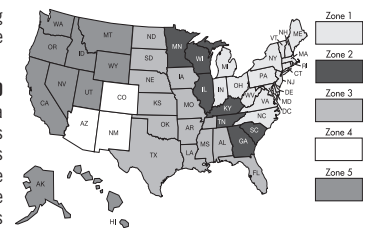
## 13. ROUTING

Unless otherwise specified by the buyer and agreed to by Groupe Lacasse, the latter reserves the right to select the route, method of shipment and carrier. Customer requests for special carrier, method of shipment and/or routing will be shipped freight collect.

## 14. TRANSPORTATION POLICY

Zone 0 shipments are FCA plant. Zones 1, 2, 3, 4 and 5 pricing includes freight cost to your geographical location. Alaska Zone 5: F.O.B. Washington State. Hawaii Zone 5: F.O.B. California.

On all orders with a net value between \$1,000 and \$3,000 (regardless of brand and/or ship-to address), we will add a \$200 "small order fee". Consolidation of product collections per order(s) to reach the \$3,000 net value is allowed, as long as all products and orders are shipped to the same destination/receiving location (ship-to address), the fee then will not apply regardless of shipping dates and points of origins.



For individual orders with a net value less than \$1,000, the applicable "small order fee" will be \$300 unless more than one order can be combined with another one for the same ship-to address. If the case and net value is between \$1,000 and \$3,000, the fee will be \$200.

Freight charges beyond the continental United States are the purchaser's responsibility. Shipments beyond the continental United States must deliver to a freight forwarder or forwarding carrier of your choice. It is the customer's responsibility to provide this information on purchase orders.

Chargeable parts orders: Contact customer service for availability. Please take note of the following exclusion to the "small order fee": Shipments by UPS or FEDEX of accessories or parts that have a net value under \$100 are subject to a \$25 small order fee (instead of \$200) regardless of the shipping zones.

## 15. FREIGHT CLAIMS

All FCA destination claims will be handled and filed by the Seller. In order to expedite any credit due, your help and assistance is required. Please adhere to the following guidelines:

The merchandise is carefully packed and thoroughly inspected before leaving the warehouse. Responsibility for its safe delivery is assumed by the carrier upon acceptance of the shipment. Claims for loss or damage sustained in transit must therefore be made to Groupe Lacasse as follows:

### 1) Concealed loss or damage

Concealed loss or damage means loss or damage that does not become apparent until the merchandise has been unpacked. The contents may be damaged in transit due to rough handling even though the carton may not show external damage. When damage is discovered upon unpacking, a written request must be made within 15 days of the delivery date. No disposition will be taken until approved by the manufacturer.

IMPORTANT: Groupe Lacasse's policy on concealed damage is to replace the part or complete product if necessary at no charge to the dealer. However, it is the responsibility of the dealer to provide installation of the replaced part or complete product. Therefore, no labor fees will be accepted on concealed damages.

### 2) Visible damage or shortage

Any external evidence of damage or shortage must be noted on the freight bill or express receipts and signed by the carrier's agent. Failure to adequately describe such external evidence of damage or shortage may result in refusing to honor a damage claim. Claims must be submitted within 5 business days of reception of the merchandise.

Submit your claim to the Groupe Lacasse Customer Service by email at: lacassecustomer.service@grounelacasse.com.

Phone: 1-888-522-2773 - Fax: 1-888-248-1865

## 16. RETURNS


Absolutely no returns will be accepted on any standard and non-standard products.

## 17. STORAGE

In the event the purchaser request postponement of shipment beyond the scheduled shipping week after the goods have become work in process, or at a time Groupe Lacasse LLC is then about to make shipment, Groupe Lacasse LLC may store the goods at the purchaser's expense. Such transfer to storage shall be deemed a delivery to purchaser for all purposes including invoicing and payment.

## 18. GOVERNING LAW

This contract shall be construed and governed in accordance with the laws of the province of Quebec, Canada.



## Office Furniture Solutions

Founded in 1956, Groupe Lacasse is a North American leader in the design, manufacture and service of a broad range of high-quality furniture products for all types of work environments. We have the experience, expertise and capability to deliver incomparable design, exceptional quality, optimum service and outstanding value in Office Furniture Solutions.



1-888-522-2773

[www.grounelacasse.com](http://www.grounelacasse.com)



Lacasse products have achieved GREENGUARD GOLD Certification.

GREENGUARD Certified products are certified to GREENGUARD standards for low chemical emissions into indoor air during product usage. For more information, visit [ul.com/gg](http://ul.com/gg).